Lighting Systems

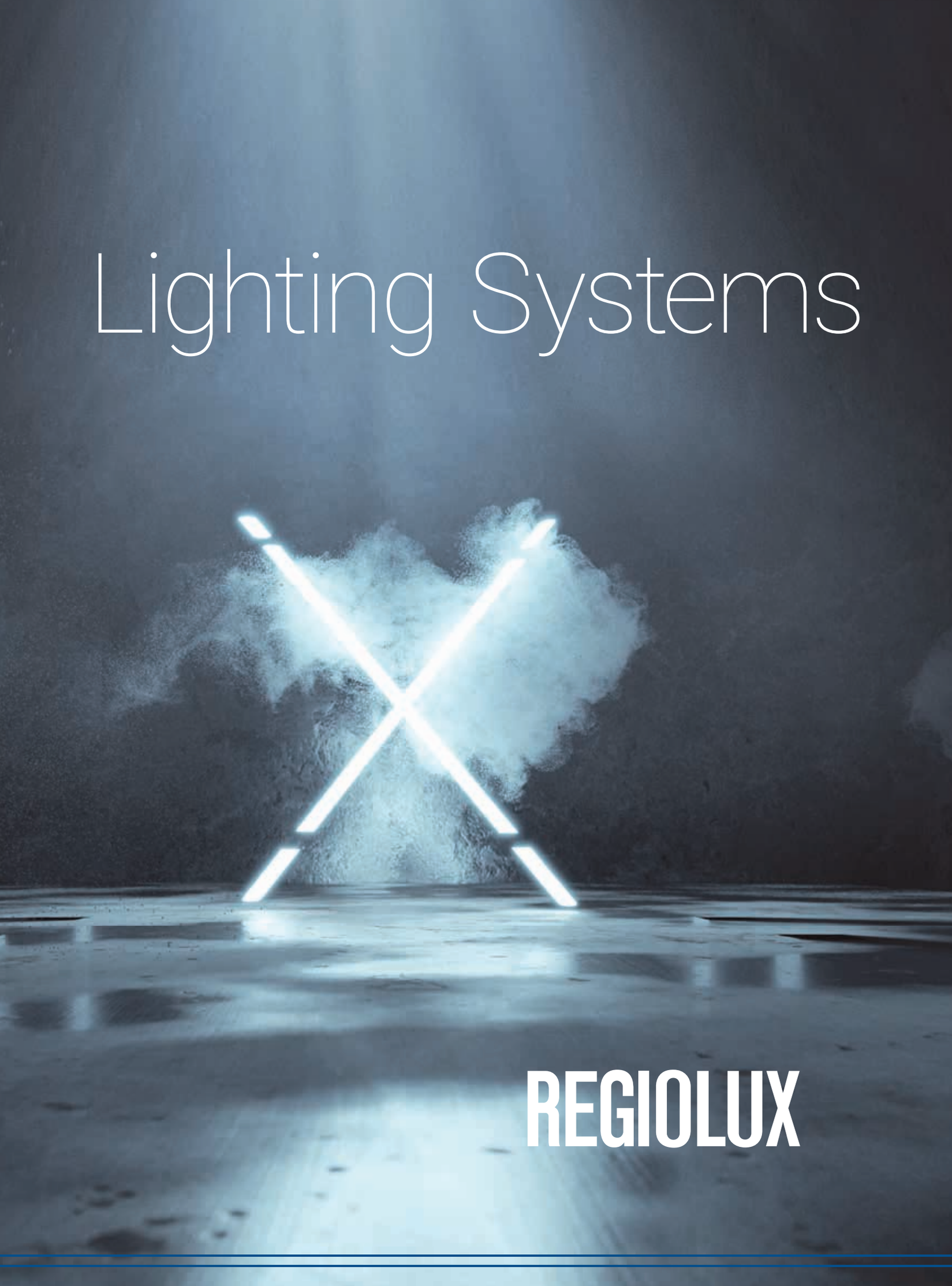

REGIOLUX







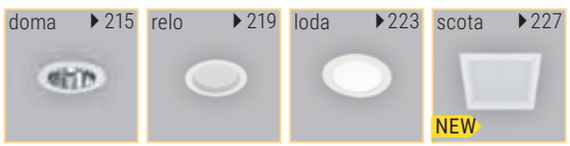

Exclusion of Liability

Illustrations, dimensions and weights in our catalogues, price lists and quotations are non-binding. Subject to technical changes, errors and color deviations. All luminaires have been designed for 230V 50Hz mains connection and ambient conditions according to DIN EN 60598 unless otherwise stated, and are supplied without lamps unless otherwise stated. Most of the indications with regard to certifications are presented in our catalogue in a general form. Verification with regard to products can be easily carried out on our website.

Because of the dynamics in the technical development especially in the field of LED modules and their drivers, the information in this paper can only be a snapshot of the current state and are therefore legally not binding. Please refer to our web site for current product specifications.

We point out that the orderer recognises our delivery and payment conditions unless he/she objects in writing when sending his/her order.



Please refer to the current data for LED luminaires under www.regiolux.de
*Information about manufacturer's guaranty of the LED luminaires under
www.regiolux.de/fileadmin/REGIOLUX/Service/Garantie/Warranty_LED_en.pdf

Product groups





Suspended luminaires 8

Surface-mounted luminaires 64

Recessed luminaires 138

Standing and wall-mounted luminaires 192

Downlights, spotlights and tracks 210

Light strips and furniture luminaires 258

Quick-fit mounting system 268
LED IP20/IP40 282
LED IP54 336
T5/T8 IP20/54 362

LED IP20/40
LED IP54
T5/T8 IP20/54

High bay and large area luminaires 418

Damp-proof luminaires 440

Sport hall luminaires 462

Special applications 484
Human Centric Lighting (HCL)
Clean room facilities
Beverage and food industry
Safety lighting

Advanced Services 500

Information 554

Index 578

Description of page layout

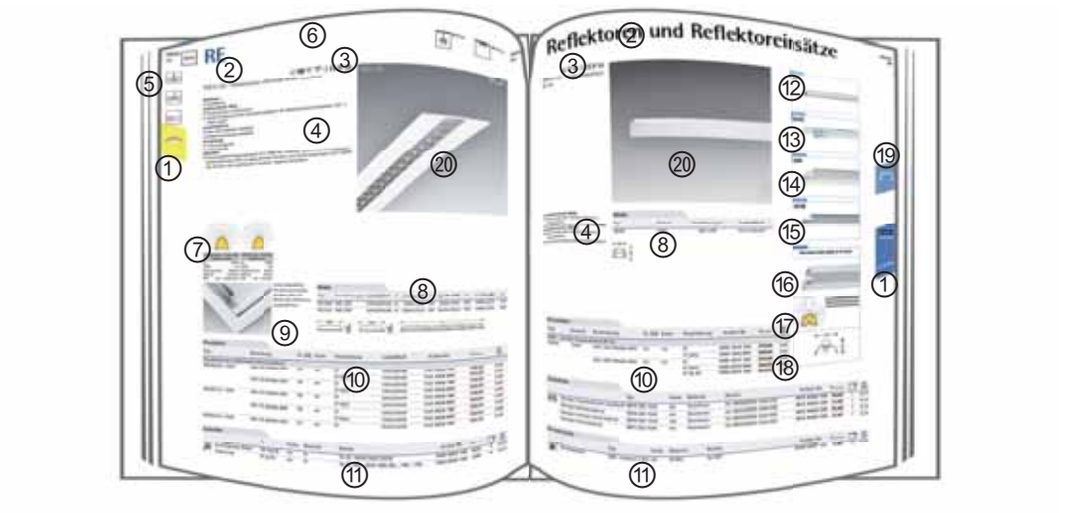

① Product group

② Luminaire family, type

③ Certification: Overview and explanation in Technical information chapter 8: 8.6 Certification, insulation class and protection rating

④ Description with regard to lighting technology, housing, miscellaneous

⑤ Indications with regard to ceiling systems

⑥ Reference to accessories pages and products in other product groups

⑦ Light distribution curve (LVK) with data with regard to lighting technology of the reference product.
Explanations in the following area Explanations

⑧ Dimensional table and sectional drawings: Explanations of the variables in the following area Explanations

⑨ Detail image with explanation

⑩ Product table: Explanations of the abbreviations in the following area Explanations

⑪ Table with spare parts / accessories (if available): Explanations of the abbreviations in the following area Explanations

⑫ Combination quick-fit mounting system: Component mounting rail

⑬ Combination quick-fit mounting system: Component device mount

⑭ Combination quick-fit mounting system: Component light direction

⑮ Combination quick-fit mounting system: Component light direction insert

⑯ Quick-fit mounting system: Combination

⑰ Quick-fit mounting system: Light distribution curve of the combination, explanations in the following area Explanations

⑱ Quick-fit mounting system: Dimensioned drawing of the combination

⑲ Indication to the product area mounting rail / device mount / light direction

⑳ Product image with icons and indication for functions and features

Explanations

Explanation of lighting technological data

① PNEMP/625 IP54 LED 4400 lm 840

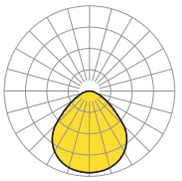

②	η_{LB}	100 % ③
	lm/W	51 ④
	direct/indirect	100/0 % ⑤
	UGR lat./long	18,3/18,0 ⑥
	VDU	65° < 3000cd/m² ⑦

1. Configuration
Possible deviations of luminous flux between magnetic ballasts (Llb) and electronic ballasts (ECG) are not considered.

2. Luminous intensity distribution
Luminous intensity distribution curves shown in the catalogue are represented according to DIN 5032. Only both primary planes are displayed: 0°/180° planes (at right angles to luminaire axis) as a continuous line and 90°/270° (parallel to luminaire axis) as a dotted line. Curves are scaled to represent 1000 lumens of lamp luminous flux.

3. Light output ratios η_{LB}
Light output ratios specified for each luminaire are calculated from the relation of luminous flux Φ_L (τ_L) emitted from the luminaire with an ambient luminaire temperature τ_L = 25° C and further standardised conditions to the sum of measured luminous flux of the lamps with open distribution transferred individually to the luminaire ballast.
In the case of LED luminaires, the principle of absolute photometry is increasingly applied. In this case, the light output ratio is indicated with 100%. Additionally, the luminous flux is indicated in the form of the measured luminous flux of the luminaire.

4. Luminous efficiency
The luminous efficiency is the luminous flux of a bulb or luminaire related to its electrical power consumption.
In the case of LED luminaires presented according to the principle of absolute photometry (light output ratio 100%), the indication refers to the lumen output of the luminaire which is described by the ratio between luminous flux of the luminaire and system performance of the luminaire.

5. Direct and indirect light components
For evaluating the efficiency and lighting effect of a lighting system within a room, specification of the direct and indirect beam components is helpful.

6. Glare reduction according to UGR method
According to DIN EN 12464-1, not only is reflected glare considered but also direct glare within a specific room. As a standard evaluation system the UGR (Unified Glare Rating) method was introduced in Europe as part of the DIN EN 12464-1 standard. Details concerning the UGR method are described in the CIE 117 publication. The UGR values (lat. and long) of a lighting installation, determined according a table for the position of a standard viewer, are not permitted to exceed the value specified by the standard. In order to compare the direct glare of various luminaires, UGR values of a number of manufacturers are specified with reference to a so-called standard room. Please note that a correct comparison is only possible if all room conditions are identical. In addition it must be noted that UGR values for a real installation may significantly differ to those of the standard room.

Values given are based upon the following definitions.
Room dimensions:
Distance of eye level to luminaire level: H
Room width X = 4H
Room length Y = 8H
Standard reflection factors (0,7 ceiling; 0,5 walls; 0,2 floor)
Luminaire arrangement parallel to Y axis Luminaire distances:
Distance of luminaire to luminaire (spacing) S = 0,25H
Distance of luminaire to wall ½ S = 0,125H

Explanation of lighting technological data

7. Suitability for VDU workstations
Here, the suitability of luminaires for VDU workstations according to DIN EN 12464-1 is specified. The degree number means that the luminance in all luminaire planes beyond that angle does not exceed certain limitation values. Depending on screen quality and screen visualisation, the norm specifies different limitation values. In case of a positive display on screens with an own luminance (< 200 cd/m²), a maximum of 1500 cd/m² and in case of screens with a high luminance (> 200 cd/m²), a maximum of 3000 cd/m² is permissible.

Control gear

Abbr.	Description
ECG	Electronic ballast
Llb	Low-loss ballast
ind	Inductive, must be compensated on-site
multi	Multiwatt T5
ED	Electronic driver, not dimmable
EDM	Electronic driver Multi, not dimmable (8 or 16 adjustable lighting levels)
DALI	Electronic driver, DALI, dimmable
DALI DT8	Electronic driver, DALI, dimmable, change of light color (Tunable white)
LC.	Device with integrated LC components of special type
M.	Master unit Typ 1-N
S.	Sensor unit Typ 1-N
NL-B1, NL-B3	Emergency light single battery; 1=1h, 3=3h

Explanations

Definition of measurement table variables

Abbr.	Description
A	Distance between the individual luminaires
A1	Fixing distance in case of single mounting
A2	Fixing distance for first or last luminaire in case of light run mounting
A3	Fixing distance for the middle luminaires or between the luminaires in case of light run mounting
A4	Fixing distance (width)
B	Width
D	Diameter
DA	Diameter of cut for recessed luminaires
DA_B	Width of cut for recessed luminaires
DA_L	Length of cut for recessed luminaires
DS min	Minimum ceiling thickness with suspended ceiling
DS max	Maximum ceiling thickness with suspended ceiling
Db	Sensor detection diameter
Dr	Sensor detection diameter ideal movement towards the sensor
Ds	Sensor detection diameter seated activity
Dt	Sensor detection diameter tangential movement parallel towards the sensor
Et	Mounting depth (necessary depth for luminaire mounting)
Et min	Minimum mounting depth (necessary depth for luminaire mounting during celing construction)
FB	Width of luminaire groundplate
FD	Diameter of luminaire groundplate
FL	Length of luminaire groundplate
H	Height
HS	Installation height of sensor
KB	Width of luminaire head or ballast box
KD	Diameter of luminaire head or ballast box
KE	Cable infeed
KH	Hight of luminaire head or ballast box
KL	Length of luminaire head or ballast box
L	Length
L2	Additional length
MB	Modul (axes) width
ML	Modul (axes) length
P	Suspension length
Pmin	Minimum suspension length
Pmax	Maximum suspension length
P_{Sys}	Luminaire system performance
T	Depth
W	Wall distance
X	Distance from middel of the luminaire to the electrical feed in (X direction = length)
Y	Distance from middel of the luminaire to the electrical feed in (Y direction = width)

Description of measurement table variables

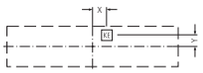

1. Positioning of electrical feed in.

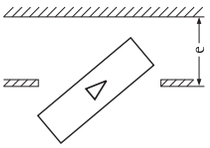

2. Required installation depth "Et" for swivelling of luminaire in visible T rail constructions (lay-in luminaires). Required installation depth "Et" for swivelling luminaire and control gear (if applicable) through ceiling cut-out (clamp mounting).

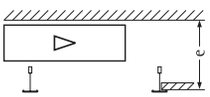

3. Reduced installation depth "Et min" with aligning of luminaire above T rail construction (during ceiling construction).

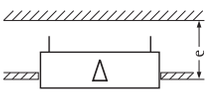

4. Required installation depth "Et" for swivelling of mounting bracket (clamp mounting).

Ceiling systems

	Ceilings with visible T-rails
	For concealed symmetrical rail constructions
	For concealed asymmetrical rail constructions
	For recessed ceilings
	For panel ceilings, module 100, 150, 200

Cross references

	Reference accessories
	Reference mounting rail installation
	Reference mounting note
	Reference product groups

Icons / functions features

	Configuraton with sensor available
	Configuraton with emergency light unit available
	Luminaires for HCL (human Centric Lighting)
	Luminaires suitable for Advanced Services
	Luminaires suitable for IoT (Internet of Things)
LED	LED (included)
α	Beam angle

Explanations

Materials

Abbr.	Description
A03S-U	Recognised national cable type: measurement voltage 300 V to 300 V; Silicone rubber isolation material, heat-resistant to +180° C; Single-wire conductor, round
ABS	Acrylonitrile Butadiene Styrene Copolymerisate
Al	Aluminium
AlMgSi	Aluminium magnesium silicon (extruded section)
Cu	Copper
EPDM	Synthetic rubber
Glass	Glass
Glass matt	Matt glass
Glass (ESG)	Tempered single-pane safety glass
H03VV-F	Harmonised cable: measurement voltage 300 V to 300 V; Isolation material PVC, heat-resistant to +70° C; sheathing material PVC, heat-resistant to +70 °C; fine-strand conductor, flexible
H05HH-F	Harmonised cable: measurement voltage 300 V to 500 V; Isolation material flat, divisible cable; sheathing material flat, divisible cable; fine-strand conductor, flexible
H05S-U	Harmonised cable: measurement voltage 300 V to 500 V; silicone rubber isolation material, heat-resistant to +180° C; single-wire conductor, round
H05V2-U	Harmonised cable: measurement voltage 300 V to 500 V; Isolation material PVC, heat-resistant to +90° C; single-wire conductor, round
H05VV-F	Harmonised cable: measurement voltage 300 V to 500 V; isolation material PVC, heat-resistant to +70° C; sheathing material PVC, heat-resistant to +70 °C; fine-strand conductor, flexible
H07V2-U	Harmonised cable: measurement voltage 450 V to 750 V; isolation material PVC, heat-resistant to +90° C; single-wire conductor, round
Inox	Stainless steel
Inox V2A	Stainless steel (alloy type 1.4301 or X5CrNi18-10)
Inox V4A	Stainless steel (alloy type 1.4401 or X5CrNiMo17-12-2)
Mix	Diverse materials
PA	Polyamide
PC	Polycarbonate
PMMA	Polymethylmethacrylate (acrylic glass)
Polymer	plastic (not defined specifically)
Polymer clear	Plastic (crystal clear)
Reinforced polymer	Plastic (with admixture of reinforcing materials)
PS	Polystyrene
PVC	Polyvinyl chloride
St	Steel
StZn	Steel with zinc coating

Colour code

Abbr.	Colour
al	aluminium
aeh	aluminium high gloss
aes	aluminium matt gloss
aen	aluminium natural anodized
ap	aluminium plate finish
am	anthracite metallic
bl	blue
bl/cr	blue chrome
ce	cream
cr	chrome
eg	brushed stainless steel
ge	yellow
ge/cr	yellow chrome
ga	grey
gr	green
hg	light grey
hgl	high gloss
kg	pebble grey, RAL 7032
kgm	pebble grey metallic, RAL 7032
kl	clear
me	metallike
op	opal white
og	orange
ro	red
sw	black, RAL 9005
si	silver
sg	silver-grey, RAL 9006
tz	translucent
tp	transparent
vw	traffic white, RAL 9016
ws	white
wa	white-aluminium, RAL 9006



visula



▸19
- ▸ 20 VSHIG LED
- ▸ 20 VSHIMP LED

zatta



▸23
- ▸ 24 ZTHB LED
- ▸ 24 ZTHDA LED
- ▸ 24 ZTHXB LED

hokal



▸39
- ▸ 40 HLHIG LED
- ▸ 40 HLHIX LED
- ▸ 42 HLHG T5
- ▸ 42 HLHIG T5
- ▸ 42 HLHD T5
- ▸ 42 HLHID T5
- ▸ 42 HLHX T5
- ▸ 42 HLHIX T5

procube



▸45
- ▸ 46 CUHX LED
- ▸ 47 CUHIG T5
- ▸ 47 CUHID T5
- ▸ 47 CUHIX T5

Suspended luminaires

alvia


▸13
- ▸14 ALIMPR LED

panella


▸27
- ▸28 PHMPI LED

stail


▸31
- ▸32 SHPI LED
- ▸32 SHLPI LED
- ▸34 SHXI LED
- ▸34 SHLXI LED
- ▸36 SHPI T5
- ▸36 SHDI T5
- ▸36 SHXI T5

cubus


▸51
- ▸52 RSAGHC LED
- ▸52 RSAXHC LED
- ▸54 RSADIC T5
- ▸54 RSAXIC T5

peanut


▸57
- ▸58 corridor-HGI LED

Light strips and furniture luminaires

ilia ▸ 262



IL ▸ 264



Sport hall luminaires

sportler ▸ 466



THL ▸ 474



Suspended luminaires
from other chapters

Surface-mounted luminaires

cubus ▸ 100



lens pro ▸ 118



lens basic ▸ 122



Recessed luminaires

panella ▸ 160



Quick-fit mounting system

SDT-System ▸ 289



High bay and large area luminaires

cake ▸ 424



worker ▸ 434



Damp-proof luminaires

parsa ▸ 450



PU ▸ 454



PA ▸ 458



PC ▸ 458




medDV



alvia

alvia suspended luminaire – weightless light with smart lighting technology

- LED suspended luminaire direct/indirect distribution, separately dimmable
- Ultra-flat shape and light-weight appearance – designed by Busse Design
- Driver integrated into design and also available with Light Control
- Top marks for luminous efficacy and efficiency
- Tunable White technology for Human Centric Lighting HCL

LED
5 years warranty

Type overview

▸ ALIMPR Micro-prismatic diffuser direct/indirect distribution with edge brightening

alvia LED

▶60
▶62
▶198

IP 20

Mounting:
• Suspended
Housing:
• Extruded aluminium profile, natural anodised, visible installation height 23 mm; rounded natural anodised aluminium end faces
Lighting technology ALIMPR:
• Micro-prismatic diffuser; PMMA plastic
• Lighting characteristic direct/indirect distribution
• Suitable for VDU workstations, 65°< 3000 cd/m², UGR ≤ 19 in accordance with DIN-EN 12464-1
Lamp:
• LED 50000h L80/B10
• CRI ≥ 80 / 3000K+3000K
• CRI ≥ 80 / 4000K+4000K
• CRI ≥ 80 / 3000K-6000K continuously adjustable DALI DT8
Switching:
• Various switching modes available
• The number of control gears varies according to the version
• Electronic driver
• 230V 50Hz
Miscellaneous:
• Luminaires with integrated sensors and control available
• Y-wire suspension with translucent connection cable and silver grey ceiling canopy included in the scope of delivery
Accessories:
• Wall switch for DALI LC05 must be ordered separately.
• The apps Osram Control BT, Osram Config BT for DALI LC01 are available in the App store/Google Play

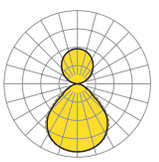

ALIMPR/1400 LED 9100 lm 840/840		ALIMPR/1400 LED 8200 lm 830/830	
η_{LB}	100 %	η_{LB}	100 %
lm/W	149	lm/W	138
direct/indirect	62/38 %	direct/indirect	63/37 %
UGR lat./long.	15,2/15,9	UGR lat./long.	14,9/15,7
VDU	65° < 3000cd/m²	VDU	65° < 3000cd/m²



The long side of the ALIMPR housing conveys a feeling of weightlessness due to the frosted film with the structured backlighting.



Unusual lighting effects set alvia impressively in the right scene.



Dimensions

Type	Versions	LxBxH/DxH	A1	P min/max
ALI./1100	LED	1122 x 309 x 41	750	150 - 1900 mm
ALI./1400	LED	1394 x 309 x 41	750	150 - 1900 mm

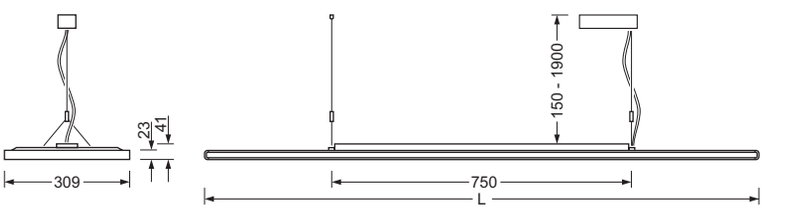



Products

Type	Lamps	lm/W	P_{Sys} [W]	Colour	Ballast	LxBxH/DxH	Art. no.	kg
Micro-prismatic diffuser direct/indirect distribution with edge brightening								
alvia-ALIMPR/1100	LED 6800 830-860	103	67	aen	DALI DT8[1)2)]	1122 x 309 x 41	4217 5706 970	5,00
alvia-ALIMPR/1400	LED 8200 830/830	138	60	aen	DALI[1)]	1394 x 309 x 41	4216 2516 670	5,40
					Touch	1394 x 309 x 41	4216 2516 570	5,40
					DALI LC05[3)]	1394 x 309 x 41	4216 2516 870	5,40
					DALI LC01[3)]	1424 x 309 x 41	4216 2518 170	5,55
	LED 9100 840/840	149	62	aen	DALI[1)]	1394 x 309 x 41	4216 1416 670	5,40
					Touch	1394 x 309 x 41	4216 1416 570	5,40
					DALI LC05[3)]	1394 x 309 x 41	4216 1416 870	5,40
					DALI LC01[3)]	1424 x 309 x 41	4216 1418 170	5,55

[1)] IoT: Luminaires suitable for IoT (Internet of Things)
[2)] : Luminaires with tunable white technology suitable for Human Centric Lighting (HCL)
[3)] : Luminaires with sensors

Accessories

	Type	Colour	Material	Details	Art. no.		kg
Electrical technology							
Light Control	LC-PE EnOcean MFB4K	sw	Polymer	EnOcean mini handheld transmitter	8450 7007 100	1	0,08
	LC-RX direct:LC-Taster 2W	ws		wall transmitter, 2 channels (LC05)	8450 6009 207	1	0,15
	LC-RX direct:LC-Taster 4W	ws		wall transmitter, 4 channels (LC05)	8450 6009 205	1	0,15

Wireless Signal

EnOcean control devices

LC-RX direct:LC-Taster





EnOcean wall transmitter, 2 channel / 4 channel

For individual mounting, rocker switch with neutral middle position, without printing, universally useable, battery-free and maintenance-free, alpine white. Additionally, a receiver for the operation of the control is required. Matching for alvia-ALIMPR LED ED DALI LC05 or corresponding EnOcean wireless ontroller.

Type	LxBxH/DxH	Art. no.		
LC-RX direct:LC-Taster 2W	80,5 x 80,5	8450 6009 207	1	0,09
LC-RX direct:LC-Taster 4W	80,5 x 80,5	8450 6009 205	1	0,09

LC-PE EnOcean MFB4K



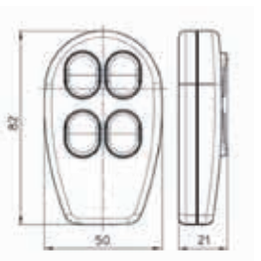

EnOcean mini handheld transmitter, 4 channel

The mini handheld transmitter is suitable for switching and dimming the lighting. It can be switched without batteries and from any location. The small and ergonomic mini handheld transmitter in a closed housing is designed as remote control and has 4 buttons. Colour of the housing: black; colour of the buttons: grey.
Additionally, a receiver for the operation of the control is required. Matching for alvia-ALIMPR LED ED DALI LC05 or the corresponding EnOcean wireless modifications of luminaires.

Type	LxBxH/DxH	Art. no.		
LC-PE EnOcean MFB4K	82 x 50 x 21	8450 7007 100	1	0,08



Application examples

alvia ALIMPR DALI

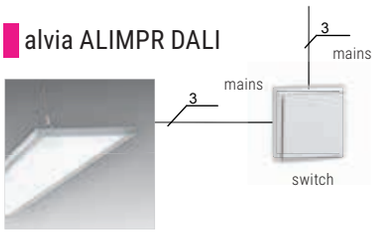

- On / Off -
Direct and indirect light is switched together.

alvia ALIMPR DALI

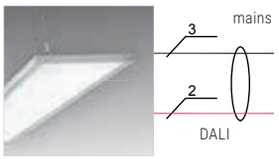

- On / Off / Dimming -
Direct and indirect light can be controlled together or separately in addressing mode.

alvia ALIMPR DALI

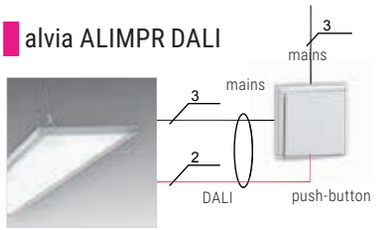

- On / Off / Button dimming -
Direct and indirect light is controlled together.

alvia ALIMPR Touch

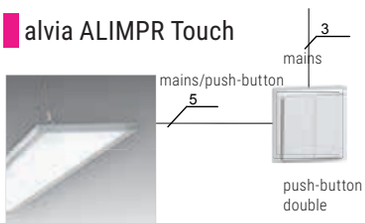

- On / Off / Button dimming -
Direct and indirect light is controlled separately.

alvia ALIMPR DALI LC05

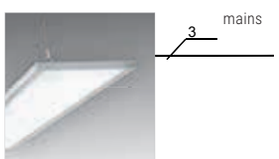



Handheld transmitter



Wall transmitter

- On / Off / Button dimming -
Direct and indirect light is controlled separately.

alvia ALIMPR DALI LC01

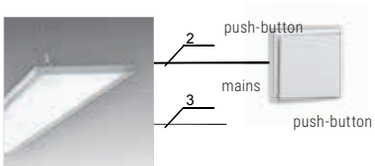

- On / Off / Button dimming / Daylight control / Motion and presence detection
Direct and indirect light can be controlled separately or together.



OSRAM BT CONTROL





visula

visula suspended luminaires – design concept for high-quality office lighting

- LED suspended luminaire direct/indirect distribution, separately dimmable
- Ultra-flat shape and light-weight appearance
- Driver integrated into design and also available with Light Control
- Tunable White technology for Human Centric Lighting HCL
- Homogeneous light emission due to LED edge light injection

LED 5 years warranty

Type overview

- VSHIG Diffuser, frosted direct/indirect distribution homogeneous light output through LED edge light injection
- VSHIMP Micro-prismatic diffuser direct/indirect distribution homogeneous light output through LED edge light injection

visula LED

▶60
▶2
▶70
▶202
▶203

IP 20

Mounting:
• Suspended
Housing:
• Natural anodised aluminium frame, visible installation height 30mm
Lighting technology VSHIG:
• Diffuser, frosted; PMMA plastic
• Lighting characteristic direct/indirect distribution
Lighting technology VSHIMP:
• Micro-prismatic diffuser; PMMA plastic
• Lighting characteristic direct/indirect distribution
• Suitable for VDU workstations, 65°< 3000 cd/m²,
UGR ≤ 19 in accordance with DIN-EN 12464-1
Lamp:
• LED 50000h L80/B10
• CRI ≥ 80 / 4000K
• CRI ≥ 90 / 2700K-6500K continuously adjustable DALI DT8
Switching:
• The number of control gears varies according to the version
• Electronic driver
• 230V 50Hz
Miscellaneous:
• Luminaires with integrated sensors and control available
• Y-wire suspension with translucent connection cable and silver grey ceiling canopy included in the scope of delivery.
Accessories:
• The apps Osram BT Control, Osram BT Config for DALI LC01 are available in the App store/Google Play

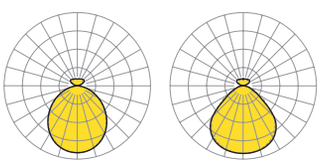

VSHIG/1200 LED 4900 lm 840		VSHIMP/1200 LED 4900 lm 840	
η_{LB}	100 %	η_{LB}	100 %
lm/W	113	lm/W	112
direct/indirect	84/16 %	direct/indirect	84/16 %
UGR lat./long.	20,2/20,0	UGR lat./long.	18,1/18,2
		VDU	65° < 3000cd/m²



Dimensions

Type	Versions	LxBxH/DxH	A1	P min/max
VSHI./1200	LED	1199 x 330 x 30	700	150 - 1900 mm
VSHI./1500	LED	1480 x 330 x 30	863	150 - 1900 mm

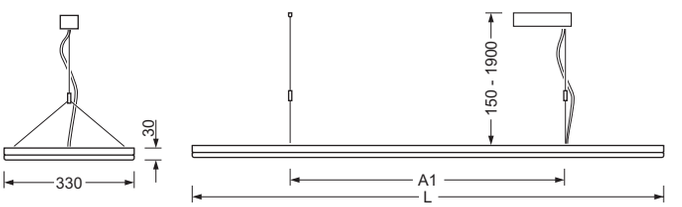

▶60
▶2
▶70
▶202
▶203





Products

Type	Lamps	lm/W	P_{Sys} [W]	Colour	Ballast	LxBxH/DxH	Art. no.	kg
Diffuser, frosted direct/indirect distribution homogeneous light output through LED edge light injection								
visula-VSHIG/1200	LED 3700 927-965	83	45	aen	DALI DT8[1)2)]	1199 x 330 x 30	4322 4016 915	7,60
	LED 4900 840	113	44	aen	ED	1199 x 330 x 30	4322 1014 115	6,30
					DALI[1)]	1199 x 330 x 30	4322 1016 615	6,40
visula-VSHIG/1500	LED 4700 927-965	86	55	aen	DALI DT8[1)2)]	1480 x 330 x 30	4325 4026 915	9,10
	LED 6300 840	116	55	aen	ED	1480 x 330 x 30	4325 1024 115	7,80
					DALI[1)]	1480 x 330 x 30	4325 1026 615	7,90
Micro-prismatic diffuser direct/indirect distribution homogeneous light output through LED edge light injection								
visula-VSHIMP/1200	LED 3700 927-965	82	45	aen	DALI DT8[1)2)]	1199 x 330 x 30	4322 4016 975	7,60
	LED 4900 840	112	44	aen	ED	1199 x 330 x 30	4322 1014 175	6,30
					DALI[1)]	1199 x 330 x 30	4322 1016 675	6,40
visula-VSHIMP/1500	LED 4700 927-965	85	55	aen	DALI DT8[1)2)]	1480 x 330 x 30	4325 4026 975	9,10
	LED 6300 840	115	55	aen	ED	1480 x 330 x 30	4325 1024 175	7,80
					DALI[1)]	1480 x 330 x 30	4325 1026 675	7,90
					DALI LC01[3)]	1480 x 330 x 30	4325 1028 875	7,90

[1)] : Luminaires suitable for IoT (Internet of Things)
[2)] : Luminaires with tunable white technology suitable for Human Centric Lighting (HCL)
[3)] : Luminaires with sensors





zatta

zatta - with this light raft you will be riding on the wave of success

- Gracefully lightweight general lighting
- Outstanding for low installation heights
- Light distribution from wide to extra-wide to double asymmetrical distribution
- Output levels from 6,200 up to 8,000 lumen
- Suitable for suspended installation or attachment to 3-phase tracks

LED
5 years warranty

Type overview

- ZTHB Individual.Lens.Optic direct wide distribution
- ZTHDA Individual.Lens.Optic direct double asymmetrical distribution
- ZTHXB Individual.Lens.Optic direct extremely wide distribution

NEW

zatta LED

▶240

LED A++ IP 20

Mounting:
• Suspended
Housing:
• Sheet steel housing, powder-coated
Lighting technology ZTHB:
• Individual.Lens.Optic; PMMA plastic
• Lighting characteristic direct wide distribution
Lighting technology ZTHDA:
• Individual.Lens.Optic; PMMA plastic
• Lighting characteristic direct double asymmetrical distribution
Lighting technology ZTHXB:
• Individual.Lens.Optic; PMMA plastic
• Lighting characteristic direct extremely wide distribution
Lamp:
• LED 50000h L80/B10
• CRI ≥ 80 / 3000K, 4000K
Switching:
• 1 Controller
• Electronic driver
• 230V 50Hz
Miscellaneous:
• Y-wire suspension with color-coordinated connection cable and ceiling canopy included in the scope of delivery. Black available on request





ZTHB-3 LED 7900 lm 840		ZTHDA-3 LED 7500 lm 830		ZTHDA-3 LED 8000 lm 840	
η_{LB}	100 %	η_{LB}	100 %	η_{LB}	100 %
lm/W	160	lm/W	151	lm/W	162
direct/indirect	100/0 %	direct/indirect	100/0 %	direct/indirect	100/0 %
UGR lat./long.	20,8/20,9	UGR lat./long.	19,6/18,2	UGR lat./long.	19,9/18,5

Dimensions

Type	Versions	LxBxH/DxH	A1	P min/max
ZTH.-3	LED	617 x 175 x 32	500	150 - 1900 mm

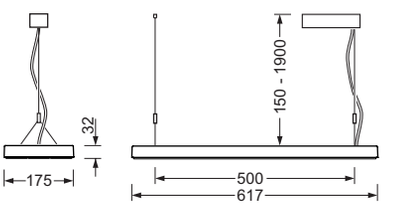

Products

Type	Lamps	lm/W	P_{Sys} [W]	Colour	Ballast	LxBxH/DxH	Art. no.	kg
Individual.Lens.Optic direct wide distribution								
zatta-ZTHB-3	LED 7400 830	149	49	vw	ED	617 x 175 x 32	4122 0014 120	3,50
					DALI[1)]	617 x 175 x 32	4122 0016 620	3,60
				sg	ED	617 x 175 x 32	4122 0014 125	3,50
					DALI[1)]	617 x 175 x 32	4122 0016 625	3,60
	LED 7900 840	160	49	vw	ED	617 x 175 x 32	4122 0024 120	3,50
					DALI[1)]	617 x 175 x 32	4122 0026 620	3,60
				sg	ED	617 x 175 x 32	4122 0024 125	3,50
					DALI[1)]	617 x 175 x 32	4122 0026 625	3,60
Individual.Lens.Optic direct double asymmedrical distribution								
zatta-ZTHDA-3	LED 7500 830	151	49	vw	ED	617 x 175 x 32	4122 0014 110	3,50
					DALI[1)]	617 x 175 x 32	4122 0016 610	3,60
				sg	ED	617 x 175 x 32	4122 0014 115	3,50
					DALI[1)]	617 x 175 x 32	4122 0016 615	3,60
	LED 8000 840	162	49	vw	ED	617 x 175 x 32	4122 0024 110	3,50
					DALI[1)]	617 x 175 x 32	4122 0026 610	3,60
				sg	ED	617 x 175 x 32	4122 0024 115	3,50
					DALI[1)]	617 x 175 x 32	4122 0026 615	3,60
Individual.Lens.Optic direct extremely wide distribution								
zatta-ZTHXB-3	LED 7400 830	150	49	vw	ED	617 x 175 x 32	4122 0014 130	3,50
					DALI[1)]	617 x 175 x 32	4122 0016 630	3,60
				sg	ED	617 x 175 x 32	4122 0014 135	3,50
					DALI[1)]	617 x 175 x 32	4122 0016 635	3,60
	LED 8000 840	161	49	vw	ED	617 x 175 x 32	4122 0024 130	3,50
					DALI[1)]	617 x 175 x 32	4122 0026 630	3,60
				sg	ED	617 x 175 x 32	4122 0024 135	3,50
					DALI[1)]	617 x 175 x 32	4122 0026 635	3,60

[1)] IoT: Luminaires suitable for IoT (Internet of Things)




BenQ

panella



panella – the panel luminaire with a compelling specification

- Flat panel suspended luminaire
- Direct/indirect distribution for a pleasant ambience
- Impressive quality of efficiency, ervice life and LED driver
- With UV stable micro-prismatic diffuser for VDU workstations
- Design-integrated suspension

LED
5 years warranty

Type overview

▸ PHMPI Micro-prismatic diffuser direct/indirect distribution

panella LED

▶162

LED A++ A+ 3000 UGR 19 IP 20

Mounting:
• Suspended
Housing:
• Aluminium, frame white powder coated
Lighting technology PHMPI:
• Micro-prismatic diffuser; PMMA plastic
• Lighting characteristic direct/indirect distribution
• Suitable for VDU workstations, 65°< 3000 cd/m², UGR ≤ 19 in accordance with DIN-EN 12464-1
Lamp:
• LED 50000h L70/B10
• CRI ≥ 80 / 3000K, 4000K
Switching:
• 1 Controller
• Electronic driver
• 230V 50Hz
Miscellaneous:
• Y-wire suspension with 1.8m long white Easy-Plug system connection cable and white ceiling canopy included in the scope of delivery



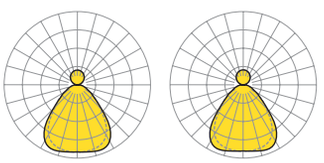

PHMPI/1200 LED 4000 lm 830		PHMPI/1200 LED 4300 lm 840	
η_{LB}	100 %	η_{LB}	100 %
lm/W	116	lm/W	125
direct/indirect	78/22 %	direct/indirect	78/22 %
UGR lat./long.	16,7/16,4	UGR lat./long.	16,9/16,6
VDU	65° < 3000cd/m²	VDU	65° < 3000cd/m²



Design-integrated wire suspension

Dimensions

Type	Versions	LxBxH/DxH	A1	P min/max
PH./1200	LED	1195 x 295 x 13	625	150 - 1600 mm

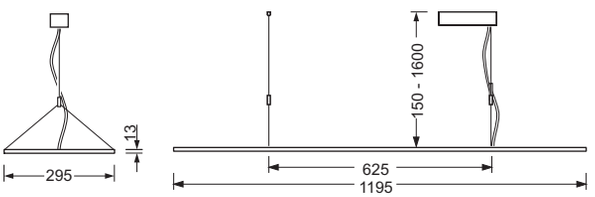

Products

Type	Lamps	lm/W	P_{Sys} [W]	Colour	Ballast	LxBxH/DxH	Art. no.	kg
Micro-prismatic diffuser direct/indirect distribution								
panella-PHMPI/1200	LED 4000 830	116	34	vw	ED	1195 x 295 x 13	6020 3034 150	4,60
					DALI[1)]	1195 x 295 x 13	6020 3036 650	4,60
	LED 4300 840	125	34	vw	ED	1195 x 295 x 13	6020 4034 150	4,60
					DALI[1)]	1195 x 295 x 13	6020 4036 650	4,60

[1)] IoT: Luminaires suitable for IoT (Internet of Things)







stail

stail – technical requirement and minimisation

- Suspended luminaire LED or T5 with micro-louvre MIRO-SILVER ® or microprism diffuser
- Sheet steel housing with wide sheet steel end faces and apparent height of only 26 mm
- High quality visual appearance in traffic white or silver grey
- light run arrangement with spacing, also available as surface-mounted luminaire

LED
5 years warranty

Type overview

- SHPI Micro-prismatic diffuser direct/indirect distribution
- SHLPI Micro-prismatic diffuser direct/indirect distribution equipped for light run installation
- SHXI Micro-parabolic louvre, silky matt direct/indirect distribution
- SHLXI Micro-parabolic louvre, silky matt direct/indirect distribution equipped for light run installation
- SHDI Micro-parabolic louvre, highly specular direct/indirect distribution

stail LED

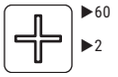

LED A++ 3000 19 IP 20

Mounting:
• Suspended
Housing:
• Sheet steel housing, visible construction height 26 mm
Lighting technology SHPI, SHLPI:
• Micro-prismatic diffuser; PMMA plastic
• Lighting characteristic direct/indirect distribution
• Suitable for VDU workstations, 65°< 3000 cd/m², UGR ≤ 19 in accordance with DIN-EN 12464-1
Lamp:
• LED 50000h L80/B10
• CRI ≥ 80 / 4000K
Switching:
• 1 Controller
• Electronic driver
• 230V 50Hz
Miscellaneous:
• Luminaires with integrated sensors and control available
• Electrical connection via translucent connection cable or via plug-in terminal for SHL types...
Accessories:
• For individual luminaires the suspension set SAYE-PS must be ordered separately; for light run types SHL... the suspension set SAYE-PS must be ordered separately, plus one luminaire connector STAIL-SV and one suspension SAY-DZ per luminaire joint
• The apps Osram BT Control, Osram BT Config for DALI LC01S are available in the App store/Google Play

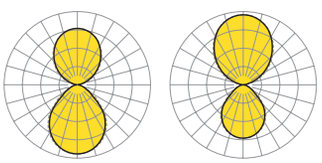

SHPI/1200-2 LED 4100 lm 840		SHPI/1500-2 LED 6700 lm 840	
η_{LB}	100 %	η_{LB}	100 %
lm/W	143	lm/W	144
direct/indirect	51/49 %	direct/indirect	40/60 %
UGR lat./long.	14,8/15,4	UGR lat./long.	13,6/14,2
VDU	65° < 3000cd/m²	VDU	65° < 3000cd/m²



The stail-SHL. luminaires can be combined to form light runs. Luminaire connector with suspension. Spacing between luminaires 100 mm.



Dimensions

Type	Versions	LxBxH/DxH	A1	A2	A3	P min/max
SH./1200-2	LED	1240 x 198 x 37	1216	1279	1342	150 - 1900 mm
SH./1500-2	LED	1540 x 198 x 37	1516	1579	1642	150 - 1900 mm

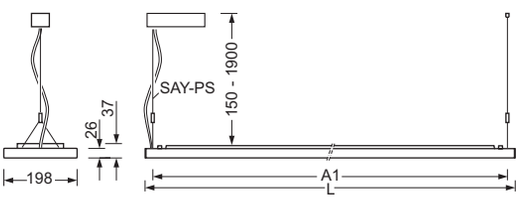

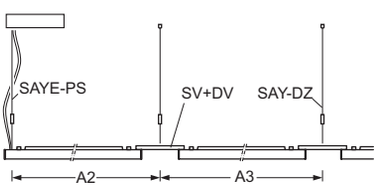

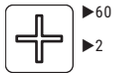

Products

Type	Lamps	lm/W	P_{sys} [W]	Colour	Ballast	LxBxH/DxH	Art. no.	kg
Micro-prismatic diffuser direct/indirect distribution								
stail-SHPI/1200-2	LED 4100 840	143	29	vw	ED	1240 x 198 x 37	6031 2024 190	4,51
					DALI[1)]	1240 x 198 x 37	6031 2026 690	4,63
				wa	ED	1240 x 198 x 37	6031 2024 195	4,51
					DALI[1)]	1240 x 198 x 37	6031 2026 695	4,63
stail-SHPI/1500-2	LED 6700 840	144	46	vw	ED	1540 x 198 x 37	6031 4024 190	5,30
					DALI[1)]	1540 x 198 x 37	6031 4026 690	5,42
					DALI LC01S[2)]	1540 x 198 x 37	6031 4028 890	5,22
				wa	ED	1540 x 198 x 37	6031 4024 195	5,30
					DALI[1)]	1540 x 198 x 37	6031 4026 695	5,42
					DALI LC01S[2)]	1540 x 198 x 37	6031 4028 895	5,22
Micro-prismatic diffuser direct/indirect distribution equipped for light run installation								
stail-SHLPI/1200-2	LED 4100 840	143	29	vw	ED	1240 x 198 x 37	6033 2024 190	4,51
					DALI[1)]	1240 x 198 x 37	6033 2026 690	4,63
				wa	ED	1240 x 198 x 37	6033 2024 195	4,51
					DALI[1)]	1240 x 198 x 37	6033 2026 695	4,63
stail-SHLPI/1500-2	LED 6700 840	144	46	vw	ED	1540 x 198 x 37	6033 4024 190	5,30
					DALI[1)]	1540 x 198 x 37	6033 4026 690	5,42
					DALI LC01S[2)]	1540 x 198 x 37	6033 4028 890	5,06
				wa	ED	1540 x 198 x 37	6033 4024 195	5,30
					DALI[1)]	1540 x 198 x 37	6033 4026 695	5,42
					DALI LC01S[2)]	1540 x 198 x 37	6033 4028 895	5,06

[1)] : Luminaires suitable for IoT (Internet of Things)

[2)] : Luminaires with sensors

Accessories

	Type	Colour	Material	Details	Art. no.		kg
Electrical technology							
Through-wiring cable	stail -DV -3G 710	ws	H05VV-F	3x0.75 mm² for stail SHL.	6033 9003 100	1	0,21
	stail -DV -5G 800	ws	H05VV-F	5x0.75 mm² for stail SHL.	6033 9005 100	1	0,22
Mounting							
Complete suspension set	SAYE-PS 190 3x0,75	vw	Mix	Rectangular canopy L=160mm, metal ceiling cylinder, 2 wires D=1.2mm L=1900mm, 2 cross-spans L=190mm, white connection cable, for stail SHL. LED light run	9121 0023 121	1	0,31
		sg	Mix	Rectangular canopy L=160mm, metal ceiling cylinder, 2 wires D=1.2mm L=1900mm, 2 cross-spans L=190mm, transparent connection cable, for stail SHL. LED light run	9121 0023 135	1	0,31
	SAYE-PS 190 5x0,75	vw	Mix	Rectangular canopy L=160mm, metal ceiling cylinder, 2 wires D=1.2mm L=1900mm, 2 cross-spans L=190mm, white connection cable, for stail SHL. LED light run	9121 0025 121	1	0,36
		sg	Mix	Rectangular canopy L=160mm, metal ceiling cylinder, 2 wires D=1.2mm L=1900mm, 2 cross-spans L=190mm, transparent connection cable, for stail SHL. LED light run	9121 0025 135	1	0,36
	SAYE-PS-LC01C 190 5x0,75	vw	Mix	Rectangular canopy L=317mm, metal ceiling cylinder, 2 wires D=1.2mm L=1900mm, 2 cross-spans L=190mm, white connection cable with DALIECO BT controller for DALI DT6, DT8 and master luminaires LC01S, for stail SHL. LED light run	9121 0125 121	1	0,60
		sg	Mix	Rectangular canopy L=317mm, metal ceiling cylinder, 2 wires D=1.2mm L=1900mm, 2 cross-spans L=190mm, transparent connection cable with DALIECO BT controller for DALI DT6, DT8 and master luminaires LC01S, for stail SHL. LED light run	9121 0125 135	1	0,60
Y-wire suspension	SAY -PS 190	vw	Mix	Rectangular canopy L=160mm, metal ceiling cylinder, wire D=1.2mm L=1900mm, 2 cross-spans L=190mm, without connection cable, for stail individual luminaires LED/T5 and light run luminaires T5	9141 0020 101	1	0,19
		sg	Mix	Rectangular canopy L=160mm, metal ceiling cylinder, wire D=1.2mm L=1900mm, 2 cross-spans L=190mm, without connection cable, for stail individual luminaires LED/T5 and light run luminaires T5	9141 0020 105	1	0,19
	SAY -DZ 190	me	Mix	Metal ceiling cylinder, wire D=1.2mm L=1900mm, cross-span L=190mm for stail light run	9161 9020 105	1	0,07
Structure							
Luminaire connector	stail -SV 100	vw	St	for stail	6030 1000 100	1	0,18
	stail -SV 100	wa	St	for stail	6030 1000 105	1	1,00

stail LED

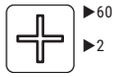



LED A++ 1000 19 IP 20

Mounting:
• Suspended
Housing:
• Sheet steel housing, visible construction height 26 mm
Lighting technology SHXI, SHLXI:
• Micro-parabolic louvre, silky matt; Aluminium MIRO-SILVER ®
• Lighting characteristic direct/indirect distribution
• Suitable for VDU workstations, 65°< 1000 cd/m²,
UGR ≤ 19 in accordance with DIN-EN 12464-1
• Suitable for VDU workstations, 65°< 1500 cd/m²,
UGR ≤ 19 in accordance with DIN-EN 12464-1
Lamp:
• LED 50000h L80/B10
• CRI ≥ 80 / 4000K
Switching:
• 1 Controller
• Electronic driver
• 230V 50Hz
Miscellaneous:
• Luminaires with integrated sensors and control available
• Electrical connection via translucent connection cable or via plug-in terminal for SHL types...
Accessories:
• For individual luminaires the suspension set SAYE-PS must be ordered separately; for light run types SHL... the suspension set SAYE-PS must be ordered separately, plus one luminaire connector STAIL-SV and one suspension SAY-DZ per luminaire joint
• The apps Osram Control BT, Osram Config BT for DALI LC01 are available in the App store/Google Play

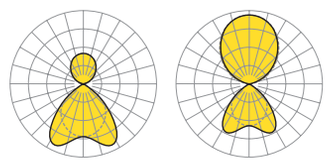

SHXI/1200-2 LED 5500 lm 840		SHXI/1500-2 LED 6800 lm 840	
η_{LB}	100 %	η_{LB}	100 %
lm/W	129	lm/W	134
direct/indirect	62/38 %	direct/indirect	36/64 %
UGR lat./long.	17,9/17,1	UGR lat./long.	13,3/12,6
VDU	65° < 1500cd/m²	VDU	65° < 1000cd/m²



The stail-SHL. luminaires can be combined to form light runs. Luminaire connector with suspension. Spacing between luminaires 100 mm.



Dimensions

Type	Versions	LxBxH/DxH	A1	A2	A3	P min/max
SH./1200-2	LED	1240 x 198 x 37	1216	1279	1342	150 - 1900 mm
SH./1500-2	LED	1540 x 198 x 37	1516	1579	1642	150 - 1900 mm

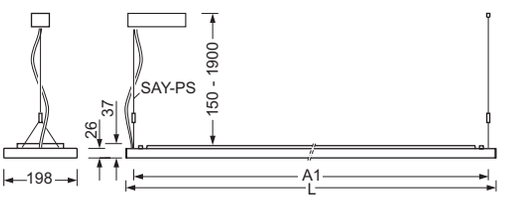

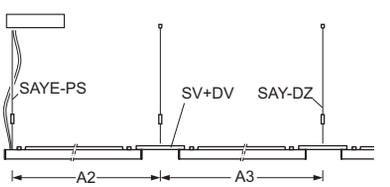





Products

Type	Lamps	lm/W	P_{Sys} [W]	Colour	Ballast	LxBxH/DxH	Art. no.	kg
Micro-parabolic louvre, silky matt direct/indirect distribution								
stail-SHXI/1200-2	LED 5500 840	129	43	vw	ED	1240 x 198 x 37	6031 2024 160	4,11
					DALI[1)]	1240 x 198 x 37	6031 2026 660	4,23
				wa	ED	1240 x 198 x 37	6031 2024 165	4,11
					DALI[1)]	1240 x 198 x 37	6031 2026 665	4,23
stail-SHXI/1500-2	LED 6800 840	134	50	vw	ED	1540 x 198 x 37	6031 4024 160	4,81
					DALI[1)]	1540 x 198 x 37	6031 4026 660	4,93
					DALI LC01S[2)]	1540 x 198 x 37	6031 4028 860	5,00
				wa	ED	1540 x 198 x 37	6031 4024 165	4,81
					DALI[1)]	1540 x 198 x 37	6031 4026 665	4,93
					DALI LC01S[2)]	1540 x 198 x 37	6031 4028 865	5,00
Micro-parabolic louvre, silky matt direct/indirect distribution equipped for light run installation								
stail-SHLXI/1200-2	LED 5500 840	129	43	vw	ED	1240 x 198 x 37	6033 2024 160	4,11
					DALI[1)]	1240 x 198 x 37	6033 2026 660	4,23
				wa	ED	1240 x 198 x 37	6033 2024 165	4,11
					DALI[1)]	1240 x 198 x 37	6033 2026 665	4,23
stail-SHLXI/1500-2	LED 6800 840	134	50	vw	ED	1540 x 198 x 37	6033 4024 160	4,81
					DALI[1)]	1540 x 198 x 37	6033 4026 660	4,93
					DALI LC01S[2)]	1540 x 198 x 37	6033 4028 860	5,45
				wa	ED	1540 x 198 x 37	6033 4024 165	4,81
					DALI[1)]	1540 x 198 x 37	6033 4026 665	4,93
					DALI LC01S[2)]	1540 x 198 x 37	6033 4028 865	5,45

[1)] : Luminaires suitable for IoT (Internet of Things)

[2)] : Luminaires with sensors

Accessories

	Type	Colour	Material	Details	Art. no.		kg
Electrical technology							
Through-wiring cable	stail -DV -3G 710	ws	H05VV-F	3x0.75 mm² for stail SHL.	6033 9003 100	1	0,21
	stail -DV -5G 800	ws	H05VV-F	5x0.75 mm² for stail SHL.	6033 9005 100	1	0,22
Mounting							
Complete suspension set	SAYE-PS 190 3x0,75	vw	Mix	Rectangular canopy L=160mm, metal ceiling cylinder, 2 wires D=1.2mm L=1900mm, 2 cross-spans L=190mm, white connection cable, for stail SHL. LED light run	9121 0023 121	1	0,31
		sg	Mix	Rectangular canopy L=160mm, metal ceiling cylinder, 2 wires D=1.2mm L=1900mm, 2 cross-spans L=190mm, transparent connection cable, for stail SHL. LED light run	9121 0023 135	1	0,31
	SAYE-PS 190 5x0,75	vw	Mix	Rectangular canopy L=160mm, metal ceiling cylinder, 2 wires D=1.2mm L=1900mm, 2 cross-spans L=190mm, white connection cable, for stail SHL. LED light run	9121 0025 121	1	0,36
		sg	Mix	Rectangular canopy L=160mm, metal ceiling cylinder, 2 wires D=1.2mm L=1900mm, 2 cross-spans L=190mm, transparent connection cable, for stail SHL. LED light run	9121 0025 135	1	0,36
	SAYE-PS-LC01C 190 5x0,75	vw	Mix	Rectangular canopy L=317mm, metal ceiling cylinder, 2 wires D=1.2mm L=1900mm, 2 cross-spans L=190mm, white connection cable with DALIECO BT controller for DALI DT6, DT8 and master luminaires LC01S, for stail SHL. LED light run	9121 0125 121	1	0,60
		sg	Mix	Rectangular canopy L=317mm, metal ceiling cylinder, 2 wires D=1.2mm L=1900mm, 2 cross-spans L=190mm, transparent connection cable with DALIECO BT controller for DALI DT6, DT8 and master luminaires LC01S, for stail SHL. LED light run	9121 0125 135	1	0,60
Y-wire suspension	SAY -PS 190	vw	Mix	Rectangular canopy L=160mm, metal ceiling cylinder, wire D=1.2mm L=1900mm, 2 cross-spans L=190mm, without connection cable, for stail individual luminaires LED/T5 and light run luminaires T5	9141 0020 101	1	0,19
		sg	Mix	Rectangular canopy L=160mm, metal ceiling cylinder, wire D=1.2mm L=1900mm, 2 cross-spans L=190mm, without connection cable, for stail individual luminaires LED/T5 and light run luminaires T5	9141 0020 105	1	0,19
	SAY -DZ 190	me	Mix	Metal ceiling cylinder, wire D=1.2mm L=1900mm, cross-span L=190mm for stail light run	9161 9020 105	1	0,07
Structure							
Luminaire connector	stail -SV 100	vw	St	for stail	6030 1000 100	1	0,18
	stail -SV 100	wa	St	for stail	6030 1000 105	1	1,00

stail T5

▶60 ▶81

Products

Type	Lamps	P_{sys} [W]	Colour	Ballast	LxBxH/DxH	Art. no.	kg
Micro-prismatic diffuser direct/indirect distribution							
stail-SHPI	T5 1x28/54W	30	vw	ECG	1240 x 198 x 37	6030 1944 190	3,50
			wa	ECG	1240 x 198 x 37	6030 1944 195	3,50
	T5 1x35/49/80W	38	vw	ECG	1540 x 198 x 37	6030 1954 190	4,00
			wa	ECG	1540 x 198 x 37	6030 1954 195	4,00
	T5 2x28/54W	60	vw	ECG	1240 x 198 x 37	6030 2944 190	3,90
		116	wa	ECG	1240 x 198 x 37	6030 2944 195	3,90
	T5 2x35/49W	76	vw	ECG	1540 x 198 x 37	6030 2964 190	4,00
			wa	ECG	1540 x 198 x 37	6030 2964 195	4,00
Micro-parabolic louvre, highly specular direct/indirect distribution							
stail-SHDI	T5 1x28/54W	58	vw	ECG	1240 x 151 x 37	6030 1944 170	3,50
			wa	ECG	1240 x 151 x 37	6030 1944 175	3,50
	T5 1x35/49/80W	52	vw	ECG	1540 x 151 x 37	6030 1954 170	4,00
			wa	ECG	1540 x 151 x 37	6030 1954 175	4,00
	T5 2x28/54W	116	vw	ECG	1240 x 198 x 37	6030 2944 170	3,90
			wa	ECG	1240 x 198 x 37	6030 2944 175	3,90
	T5 2x35/49W	104	vw	ECG	1540 x 198 x 37	6030 2964 170	4,40
			wa	ECG	1540 x 198 x 37	6030 2964 175	4,40
Micro-parabolic louvre, silky matt direct/indirect distribution							
stail-SHXI	T5 1x28/54W	58	vw	ECG	1240 x 151 x 37	6030 1944 160	3,50
			wa	ECG	1240 x 151 x 37	6030 1944 165	3,50
	T5 1x35/49/80W	52	vw	ECG	1540 x 151 x 37	6030 1954 160	4,00
			wa	ECG	1540 x 151 x 37	6030 1954 165	4,00
	T5 2x28/54W	116	vw	ECG	1240 x 198 x 37	6030 2944 160	3,90
			wa	ECG	1240 x 198 x 37	6030 2944 165	3,90
	T5 2x35/49W	104	vw	ECG	1540 x 198 x 37	6030 2964 160	4,40
			wa	ECG	1540 x 198 x 37	6030 2964 165	4,40

Accessories

	Type	Colour	Material	Details	Art. no.		kg
Mounting							
Y-wire suspension	SAY -PS 190	vw	Mix	Rectangular canopy L=160mm, metal ceiling cylinder, wire D=1.2mm L=1900mm, 2 cross-spans L=190mm, without connection cable, for stail individual luminaires LED/T5 and light run luminaires T5	9141 0020 101	1	0,19
		wa	Mix	Rectangular canopy L=160mm, metal ceiling cylinder, wire D=1.2mm L=1900mm, 2 cross-spans L=190mm, without connection cable, for stail individual luminaires LED/T5 and light run luminaires T5	9141 0020 105	1	0,19
	SAY -DZ 190	me	Mix	Metal ceiling cylinder, wire D=1.2mm L=1900mm, cross-span L=190mm for stail light run	9161 9020 105	1	0,07
Structure							
Luminaire connector	stail -SV 100	vw	St	for stail	6030 1000 100	1	0,18
	stail -SV 100	wa	St	for stail	6030 1000 105	1	1,00




BayWa

hokal



hokal – universal light run system

- Light run channel and uspended luminaire LED and T5
- Optionally with micro-parabolic louvre or opal diffuser
- Sheet steel housing with attachable die-cast end faces
- With visually continuous louvres in light run installations
- VDU workstation suitable according to DIN-EN 12464-1
- Surface-mounted and recessed luminaires

LED 5 years warranty

Type overview

- HLHIG Diffuser, satined direct/indirect distribution
- HLHIX Micro-parabolic louvre, silky matt direct/indirect distribution
- HLHG Diffuser, satined direct distribution
- HLHD Micro-parabolic louvre, highly specular direct distribution
- HLHID Micro-parabolic louvre, highly specular direct/indirect distribution
- HLHX Micro-parabolic louvre, silky matt direct distribution

hokal LED

▶43
▶60
▶62
▶178
▶84

LED A++ A+ 1000 19 CE IP 20

Mounting:
• Suspended
Housing:
• Sheet steel housing
Lighting technology HLHIG:
• Diffuser, satined; PC plastic
• Lighting characteristic direct/indirect distribution
Lighting technology HLHIX:
• Micro-parabolic louvre, silky matt MIRO-SILVER ®
• Lighting characteristic direct/indirect distribution
• Suitable for VDU workstations, 65°< 1000 cd/m², UGR ≤ 19 in accordance with DIN-EN 12464-1
Lamp:
• LED 50000h L80/B10
• CRI ≥ 80 / 4000K
Switching:
• 1 Controller
• Electronic driver
• 230V 50Hz
Accessories:
• The end faces and the suspension set SAYE-PS must be ordered separately for individual luminaires; for light run installation the end faces and the suspension set SAYE-PS must be ordered separately, plus one luminaire connector hokal-HLV and one suspension SAY-DZ per luminaire joint



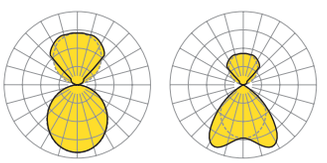

HLHIG/1200 LED 2700 lm 840		HLHIX/1200 LED 4800 lm 840	
η_{LB}	100 %	η_{LB}	100 %
lm/W	122	lm/W	119
direct/indirect	60/40 %	direct/indirect	63/37 %
UGR lat./long.	20,2/20,3	UGR lat./long.	17,2/16,5
		VDU	65° < 1000cd/m²



Luminaires are supplied with open ends. End faces and connectors must be ordered separately.

Dimensions

Type	Versions	LxBxH/DxH	A1	A2	A3	P min/max
HLH./1200	LED	1176 x 85 x 72	1100	1138	1176	150 - 1900 mm
HLH./1500	LED	1476 x 85 x 72	1400	1438	1476	150 - 1900 mm

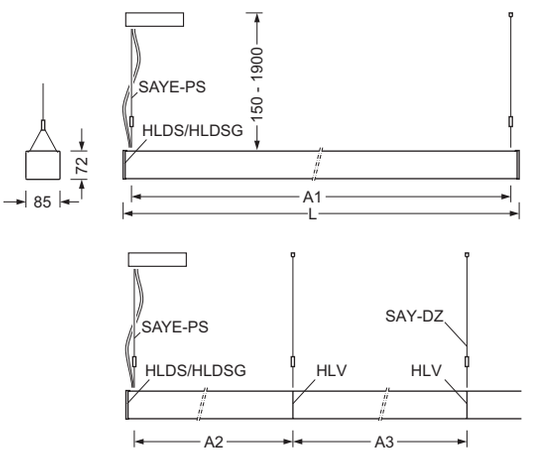



Products

Type	Lamps	lm/W	P_{Sys} [W]	Colour	Ballast	LxBxH/DxH	Art. no.	kg
Diffuser, satined direct/indirect distribution								
hokal-HLHIG/1200	LED 2700 840	122	22	vw	ED	1176 x 85 x 72	6051 1024 180	3,20
					DALI[1)]	1176 x 85 x 72	6051 1026 680	3,20
				sg	ED	1176 x 85 x 72	6051 1024 185	3,20
					DALI[1)]	1176 x 85 x 72	6051 1026 685	3,20
hokal-HLHIG/1500	LED 3500 840	116	30	vw	ED	1476 x 85 x 72	6051 3024 180	3,80
					DALI[1)]	1476 x 85 x 72	6051 3026 680	3,80
				sg	ED	1476 x 85 x 72	6051 3024 185	3,80
					DALI[1)]	1476 x 85 x 72	6051 3026 685	3,70
Micro-parabolic louvre, silky matt direct/indirect distribution								
hokal-HLHIX/1200	LED 4800 840	119	40	vw	ED	1176 x 85 x 72	6051 1024 160	3,20
					DALI[1)]	1176 x 85 x 72	6051 1026 660	3,20
				sg	ED	1176 x 85 x 72	6051 1024 165	3,20
					DALI[1)]	1176 x 85 x 72	6051 1026 665	3,20
hokal-HLHIX/1500	LED 5400 840	118	46	vw	ED	1476 x 85 x 72	6051 3024 160	3,80
					DALI[1)]	1476 x 85 x 72	6051 3026 660	3,80
				sg	ED	1476 x 85 x 72	6051 3024 165	3,80
					DALI[1)]	1476 x 85 x 72	6051 3026 665	3,80

[1)] IoT: Luminaires suitable for IoT (Internet of Things)

hokal T5

▶43
▶60
▶62
▶180
▶86

Products

Type	Lamps	P_{Sys} [W]	Colour	Ballast	LxBxH/DxH	Art. no.	kg
Diffuser, satined direct distribution							
hokal-HLHG	T5 1x28/54W	58	vw	ECG	1176 x 85 x 72	6053 1944 180	2,56
			vw	DALI[1)]	1176 x 85 x 72	6053 1946 680	2,56
			sg	ECG	1176 x 85 x 72	6053 1944 185	2,56
			sg	DALI[1)]	1176 x 85 x 72	6053 1946 685	2,56
	T5 1x35/49/80W	52	vw	ECG	1476 x 85 x 72	6053 1954 180	3,11
			vw	DALI[1)]	1476 x 85 x 72	6053 1956 680	3,11
			sg	ECG	1476 x 85 x 72	6053 1954 185	3,11
			sg	DALI[1)]	1476 x 85 x 72	6053 1956 685	3,11
Diffuser, satined direct/indirect distribution							
hokal-HLHIG	T5 1x28/54W	58	vw	ECG	1176 x 85 x 72	6051 1944 180	2,93
			vw	DALI[1)]	1176 x 85 x 72	6051 1946 680	2,93
			sg	ECG	1176 x 85 x 72	6051 1944 185	2,93
			sg	DALI[1)]	1176 x 85 x 72	6051 1946 685	2,93
	T5 1x35/49/80W	52	vw	ECG	1476 x 85 x 72	6051 1954 180	3,51
			vw	DALI[1)]	1476 x 85 x 72	6051 1956 680	3,51
			sg	ECG	1476 x 85 x 72	6051 1954 185	3,51
			sg	DALI[1)]	1476 x 85 x 72	6051 1956 685	3,51
Micro-parabolic louvre, highly specular direct distribution							
hokal-HLHD	T5 1x28/54W	58	vw	ECG	1176 x 85 x 72	6053 1944 170	2,54
			vw	DALI[1)]	1176 x 85 x 72	6053 1946 670	2,54
			sg	ECG	1176 x 85 x 72	6053 1944 175	2,54
			sg	DALI[1)]	1176 x 85 x 72	6053 1946 675	2,54
	T5 1x35/49/80W	52	vw	ECG	1476 x 85 x 72	6053 1954 170	3,09
			vw	DALI[1)]	1476 x 85 x 72	6053 1956 670	3,09
			sg	ECG	1476 x 85 x 72	6053 1954 175	3,09
			sg	DALI[1)]	1476 x 85 x 72	6053 1956 675	3,09
Micro-parabolic louvre, highly specular direct/indirect distribution							
hokal-HLHID	T5 1x28/54W	58	vw	ECG	1176 x 85 x 72	6051 1944 170	2,91
			vw	DALI[1)]	1176 x 85 x 72	6051 1946 670	2,91
			sg	ECG	1176 x 85 x 72	6051 1944 175	2,91
			sg	DALI[1)]	1176 x 85 x 72	6051 1946 675	2,91
	T5 1x35/49/80W	52	vw	ECG	1476 x 85 x 72	6051 1954 170	3,49
			vw	DALI[1)]	1476 x 85 x 72	6051 1956 670	3,49
			sg	ECG	1476 x 85 x 72	6051 1954 175	3,49
			sg	DALI[1)]	1476 x 85 x 72	6051 1956 675	3,49
Micro-parabolic louvre, silky matt direct distribution							
hokal-HLHX	T5 1x28/54W	58	vw	ECG	1176 x 85 x 72	6053 1944 160	2,54
			vw	DALI[1)]	1176 x 85 x 72	6053 1946 660	2,54
			sg	ECG	1176 x 85 x 72	6053 1944 165	2,54
			sg	DALI[1)]	1176 x 85 x 72	6053 1946 665	2,54
	T5 1x35/49/80W	52	vw	ECG	1476 x 85 x 72	6053 1954 160	3,09
			vw	DALI[1)]	1476 x 85 x 72	6053 1956 660	3,09
			sg	ECG	1476 x 85 x 72	6053 1954 165	3,09
			sg	DALI[1)]	1476 x 85 x 72	6053 1956 665	3,09
Micro-parabolic louvre, silky matt direct/indirect distribution							
hokal-HLHIX	T5 1x28/54W	58	vw	ECG	1176 x 85 x 72	6051 1944 160	2,91
			vw	DALI[1)]	1176 x 85 x 72	6051 1946 660	2,91
			sg	ECG	1176 x 85 x 72	6051 1944 165	2,91
			sg	DALI[1)]	1176 x 85 x 72	6051 1946 665	2,91
	T5 1x35/49/80W	52	vw	ECG	1476 x 85 x 72	6051 1954 160	3,49
			vw	DALI[1)]	1476 x 85 x 72	6051 1956 660	3,49
			sg	ECG	1476 x 85 x 72	6051 1954 165	3,49
			sg	DALI[1)]	1476 x 85 x 72	6051 1956 665	3,49

[1)] IoT: Luminaires suitable for IoT (Internet of Things)

hokal suspended luminaire accessories



① hokal with FLVWR through-wiring
② Luminaire connector HLV
③ Luminaire end faces set HLDS or HLDSG
④ Luminaire suspension SAY-DZ
⑤ Complete suspension set SAY-PS (incl. 1 x SAY-DZ)
⑦ Diffuser connector rotection strip GSL

Accessories

	Type	Colour	Material	Details	Art. no.		kg
Design							
Diffuser connector	GSL -1	tz	PC	Protection strip for 1/.. hokal-HL..G, procube CU..G	8460 1001 100	1	0,06
End faces	hokal -HLDS -1	vw	Al	for hokal-HLA.., hokal-HLH..	6058 1015 100	2	0,12
		sg	Al	for hokal-HLA.., hokal-HLH..	6058 1015 105	2	0,12
	hokal -HLDSG -1	vw	Al	for hokal-HLAG T5 1x.., -1 LED; hokal-HLHG. T5 1x.., -1 LED	6058 1025 100	2	0,12
		sg	Al	for hokal-HLAG T5 1x.., -1 LED; hokal-HLHG. T5 1x.., -1 LED	6058 1025 105	2	0,12
Electrical technology							
Through-wiring cable	FLVWR 1500	ws	H05V2-U	5x1.5mm² for light run-capable LED/T5/T8 surface-mounted and suspended luminaires (ECG versions)	1945 1580 100	1	0,16
Protection							
Protective cover IP20	HLIA-1 28/54	tp	Polymer	for hokal-HLHI.	6051 1940 100	1	0,16
	HLIA-1 35/49/80	tp	Polymer	for hokal-HLHI.	6051 1950 100	1	0,20
Mounting							
Complete suspension set	SAYE-PS 120 3x0,75	vw	Mix	Rectangular canopy L=160mm, metal ceiling cylinder, 2 wires D=1.2mm L=1900mm, 2 cross-spans L=120mm, white connection cable, for hokal, procube, cubus LED/T5, lens basic	9123 0023 121	1	0,30
		sg	Mix	Rectangular canopy L=160mm, metal ceiling cylinder, 2 wires D=1.2mm L=1900mm, 2 cross-spans L=120mm, transparent connection cable, for hokal, procube, cubus LED/T5, lens basic	9123 0023 135	1	0,30
	SAYE-PS 120 5x0,75	vw	Mix	Rectangular canopy L=160mm, metal ceiling cylinder, 2 wires D=1.2mm L=1900mm, 2 cross-spans L=120mm, white connection cable, for hokal, procube, cubus LED/T5, lens basic	9123 0025 121	1	0,35
		sg	Mix	Rectangular canopy L=160mm, metal ceiling cylinder, 2 wires D=1.2mm L=1900mm, 2 cross-spans L=120mm, transparent connection cable, for hokal, procube, cubus LED/T5, lens basic	9123 0025 135	1	0,35
Y-wire suspension	SAY -DZ 120	me	Mix	Metal ceiling cylinder, wire D=1.2mm L=1900mm, cross-span L=120mm (e.g. light run installation), for hokal, procube, cubus LED/T5	9163 9020 105	1	0,06
Tool	SH 30	sw	Polymer	Suction holder, d=30mm for smooth diffuser covers, narrow design	9203 0030 100	1	0,06
	SH 55	sw	Polymer	Suction holder, d=55mm for smooth diffuser covers, broad design	9203 0065 100	1	0,08
Structure							
Luminaire connector	hokal -HLV -1	vw	St	for hokal HLH, HLA	6058 1000 100	1	0,13





procube

procube –
micro luminaire for lighting landscapes

- Light run suspended luminaire with fittings for lighting design schemes
- Optionally with micro-parabolic louvre and diffuser technology
- Master luminaires for daylight linking with presence monitoring
- With visually continuous louvres in light run installations
- Also available as surface-mounted luminaire

LED
5 years warranty

Type overview

- CUHX Micro-parabolic louvre, silky matt direct distribution
- CUHIG Diffuser, satined direct/indirect distribution
- CUHID Micro-parabolic louvre, highly specular direct/indirect distribution
- CUHIX Micro-parabolic louvre, silky matt direct/indirect distribution

procube LED

▶48
▶60
▶62

▶90

IP 20

Mounting:
• Suspended
Housing:
• Sheet steel housing
Lighting technology CUHX:
• Micro-parabolic louvre, silky matt MIRO-SILVER ®
• Lighting characteristic direct distribution
• Suitable for VDU workstations, 65°< 1500 cd/m²
Lamp:
• LED 50000h L80/B10
• CRI ≥ 80 / 4000K
Switching:
• 1 Controller
• Electronic driver
• 230V 50Hz
Accessories:
• The end faces and the suspension set SAYE-PS must be ordered separately for individual luminaires; for light run installation the end faces and the suspension set SAYE-PS must be ordered separately, plus one luminaire connector CUV. and one suspension SAY-DZ per luminaire joint





CUHX/1200-1 LED
3400 lm 840

η_{LB}	100 %
lm/W	120
direct/indirect	100/0 %
UGR lat./long.	20,9/20,2
VDU	65° < 1500cd/m²



CUHX/1500-1 LED
4300 lm 840

η_{LB}	100 %
lm/W	120
direct/indirect	100/0 %
UGR lat./long.	20,9/20,1
VDU	65° < 1500cd/m²



Luminaires are supplied with open ends. End faces and connectors must be ordered separately.

Dimensions

Type	Versions	LxBxH/DxH	A1	A2	A3	P min/max
CUH./1200-1	LED	1179 x 109 x 43	1076	1126	1176	150 - 1900 mm
CUH./1500-1	LED	1479 x 109 x 43	1376	1426	1476	150 - 1900 mm

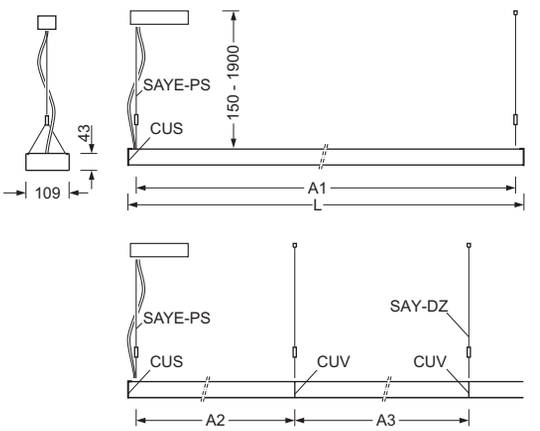

Products

Type	Lamps	lm/W	P_{Sys} [W]	Colour	Ballast	LxBxH/DxH	Art. no.	kg
Micro-parabolic louvre, silky matt direct distribution								
procube-CUHX/1200-1	LED 3400 840	120	28	vw	ED	1179 x 109 x 43	6043 1024 160	2,85
					DALI[1)]	1179 x 109 x 43	6043 1026 660	2,92
procube-CUHX/1500-1	LED 4300 840	120	36	vw	ED	1479 x 109 x 43	6043 3024 160	3,29
					DALI[1)]	1479 x 109 x 43	6043 3026 660	3,36

[1)] IoT: Luminaires suitable for IoT (Internet of Things)

procube T5

▶48
▶60
▶62

▶94

Products

Type	Lamps	P_{Sys} [W]	Colour	Ballast	LxBxH/DxH	Art. no.	kg
Diffuser, satined direct/indirect distribution							
procube-CUHIG	T5 1x28/54W	58	vw	ECG	1179 x 109 x 43	6041 1944 180	2,10
			vw	DALI[1)]	1179 x 109 x 43	6041 1946 680	2,10
			sg	ECG	1179 x 109 x 43	6041 1944 185	2,10
			sg	DALI[1)]	1179 x 109 x 43	6041 1946 685	2,10
	T5 1x35/49/80W	52	vw	ECG	1479 x 109 x 43	6041 1954 180	2,40
			vw	DALI[1)]	1479 x 109 x 43	6041 1956 680	2,40
			sg	ECG	1479 x 109 x 43	6041 1954 185	2,40
			sg	DALI[1)]	1479 x 109 x 43	6041 1956 685	2,40
	T5 1x49W	52	vw	ECG EM-B3[2)]	1479 x 109 x 43	6041 1497 780	3,00
	T5 2x28/54W	116	vw	ECG	1179 x 161 x 43	6041 2944 180	2,60
			vw	DALI[1)]	1179 x 161 x 43	6041 2946 680	2,60
			sg	ECG	1179 x 161 x 43	6041 2944 185	2,60
			sg	DALI[1)]	1179 x 161 x 43	6041 2946 685	2,60
	T5 2x35/49/80W	104	vw	ECG	1479 x 161 x 43	6041 2954 180	3,10
			vw	DALI[1)]	1479 x 161 x 43	6041 2956 680	3,10
			sg	ECG	1479 x 161 x 43	6041 2954 185	3,10
			sg	DALI[1)]	1479 x 161 x 43	6041 2956 685	3,10
	T5 2x49W	104	vw	ECG EM-B3[2)]	1479 x 161 x 43	6041 2497 780	3,70
Micro-parabolic louvre, highly specular direct/indirect distribution							
procube-CUHID	T5 1x28/54W	58	vw	ECG	1179 x 109 x 43	6041 1944 170	2,10
			vw	DALI[1)]	1179 x 109 x 43	6041 1946 670	2,10
			sg	ECG	1179 x 109 x 43	6041 1944 175	2,10
			sg	DALI[1)]	1179 x 109 x 43	6041 1946 675	2,10
	T5 1x35/49/80W	52	vw	ECG	1479 x 109 x 43	6041 1954 170	2,40
			vw	DALI[1)]	1479 x 109 x 43	6041 1956 670	2,40
			sg	ECG	1479 x 109 x 43	6041 1954 175	2,40
			sg	DALI[1)]	1479 x 109 x 43	6041 1956 675	2,40
	T5 1x49W	52	vw	ECG EM-B3[2)]	1479 x 109 x 43	6041 1497 770	3,00
	T5 2x28/54W	116	vw	ECG	1179 x 161 x 43	6041 2944 170	2,60
			vw	DALI[1)]	1179 x 161 x 43	6041 2946 670	2,60
			sg	ECG	1179 x 161 x 43	6041 2944 175	2,60
			sg	DALI[1)]	1179 x 161 x 43	6041 2946 675	2,60
	T5 2x35/49/80W	104	vw	ECG	1479 x 161 x 43	6041 2954 170	3,10
			vw	DALI[1)]	1479 x 161 x 43	6041 2956 670	3,10
			sg	ECG	1479 x 161 x 43	6041 2954 175	3,10
			sg	DALI[1)]	1479 x 161 x 43	6041 2956 675	3,10
	T5 2x49W	104	vw	ECG EM-B3[2)]	1479 x 161 x 43	6041 2497 770	3,70
Micro-parabolic louvre, silky matt direct/indirect distribution							
procube-CUHIX	T5 1x28/54W	58	vw	ECG	1179 x 109 x 43	6041 1944 160	2,10
			vw	DALI[1)]	1179 x 109 x 43	6041 1946 660	2,10
			sg	ECG	1179 x 109 x 43	6041 1944 165	2,10
			sg	DALI[1)]	1179 x 109 x 43	6041 1946 665	2,10
	T5 1x35/49/80W	52	vw	ECG	1479 x 109 x 43	6041 1954 160	2,40
			vw	DALI[1)]	1479 x 109 x 43	6041 1956 660	2,40
			sg	ECG	1479 x 109 x 43	6041 1954 165	2,40
			sg	DALI[1)]	1479 x 109 x 43	6041 1956 665	2,40
	T5 1x49W	52	vw	ECG EM-B3[2)]	1479 x 109 x 43	6041 1497 760	3,00
	T5 2x28/54W	116	vw	ECG	1179 x 161 x 43	6041 2944 160	2,60
			vw	DALI[1)]	1179 x 161 x 43	6041 2946 660	2,60
			sg	ECG	1179 x 161 x 43	6041 2944 165	2,60
			sg	DALI[1)]	1179 x 161 x 43	6041 2946 665	2,60
	T5 2x35/49/80W	104	vw	ECG	1479 x 161 x 43	6041 2954 160	3,10
			vw	DALI[1)]	1479 x 161 x 43	6041 2956 660	3,10
			sg	ECG	1479 x 161 x 43	6041 2954 165	3,10
			sg	DALI[1)]	1479 x 161 x 43	6041 2956 665	3,10
	T5 2x49W	104	vw	ECG EM-B3[2)]	1479 x 161 x 43	6041 2497 760	3,70

[1)] : Luminaires suitable for IoT (Internet of Things)

[2)] : Luminaires with emergency light unit single battery 3h

procube suspended luminaire accessories



① procube with FLVWR through-wiring
② Luminaire connectors – straight, L, T and X shapes
③ Luminaire end faces set CUS
④ Luminaire suspension SAY-DZ
⑤ Complete suspension set SAY-PS (incl. 1 x SAY-DZ)
⑥ Transparent cover for the indirect lighting component CUIA
⑦ Diffuser connector protection strip GSL



Accessories

	Type	Colour	Material	Details	Art. no.		kg
Design							
Diffuser connector	GSL -1	tz	PC	Protection strip for 1/.. hokal-HL..G, procube CU..G	8460 1001 100	1	0,06
	GSL -2	tz	PC	Protection strip for 2/.. hokal-HL..G, procube CU..G	8460 1002 100	1	0,06
End faces	procube -CUS -1	vw	St	for procube CUA. T5 1x.../-1 LED, CUAWF-1 LED	6049 1005 100	2	0,20
		sg	St	for procube CUA. T5 1x.../-1 LED, CUAWF-1 LED	6049 1005 105	2	0,20
	procube -CUS -2	vw	St	for procube CUA. T5 2x.../-2 LED, CUAWF T5 1x...	6049 2005 100	2	0,33
		sg	St	for procube CUA. T5 2x.../-2 LED, CUAWF T5 1x...	6049 2005 105	2	0,33
Electrical technology							
Through-wiring cable	FLVWR 1500	ws	H05V2-U	5x1.5mm² for light run-capable LED/T5/T8 surface-mounted and suspended luminaires (ECG versions)	1945 1580 100	1	0,16
Protection							
Protective cover IP20	CUIA-1 28/54	tp	Polymer	for procube-CUHI. 1x 28/54	6049 1940 100	1	0,15
	CUIA-1 35/49/80	tp	Polymer	for procube-CUHI. 1x 35/49/80	6049 1950 100	1	0,19
	CUIA-2 28/54	tp	Polymer	for procube-CUHI. 2x 28/54	6049 2940 100	1	0,21
Mounting							
Complete suspension set	SAYE-PS 120 3x0,75	vw	Mix	Rectangular canopy L=160mm, metal ceiling cylinder, 2 wires D=1.2mm L=1900mm, 2 cross-spans L=120mm, white connection cable, for hokal, procube, cubus LED/T5, lens basic	9123 0023 121	1	0,30
		sg	Mix	Rectangular canopy L=160mm, metal ceiling cylinder, 2 wires D=1.2mm L=1900mm, 2 cross-spans L=120mm, transparent connection cable, for hokal, procube, cubus LED/T5, lens basic	9123 0023 135	1	0,30
	SAYE-PS 120 5x0,75	vw	Mix	Rectangular canopy L=160mm, metal ceiling cylinder, 2 wires D=1.2mm L=1900mm, 2 cross-spans L=120mm, white connection cable, for hokal, procube, cubus LED/T5, lens basic	9123 0025 121	1	0,35
		sg	Mix	Rectangular canopy L=160mm, metal ceiling cylinder, 2 wires D=1.2mm L=1900mm, 2 cross-spans L=120mm, transparent connection cable, for hokal, procube, cubus LED/T5, lens basic	9123 0025 135	1	0,35
Y-wire suspension	SAY -DZ 120	me	Mix	Metal ceiling cylinder, wire D=1.2mm L=1900mm, cross-span L=120mm (e.g. light run installation), for hokal, procube, cubus LED/T5	9163 9020 105	1	0,06
Tool	SH 30	sw	Polymer	Suction holder, d=30mm for smooth diffuser covers, narrow design	9203 0030 100	1	0,06
	SH 55	sw	Polymer	Suction holder, d=55mm for smooth diffuser covers, broad design	9203 0065 100	1	0,08
Structure							
Luminaire connector	procube -CUV -1	vw	St	0° for procube T5 1x.., CUH.-1 LED	6049 1000 100	1	0,10
	procube -CUV -2	vw	St	0° for procube T5 2x.., CUH.-2 LED	6049 2000 100	1	0,12
	procube -CUVE -1	vw	St	L 90° for procube T5 1x.., -1 LED, incl. wiring	6049 1002 100	1	0,50
		sg	St	L 90° for procube T5 1x.., -1 LED, incl. wiring	6049 1002 105	1	0,50
	procube -CUVE -2	vw	St	L 90° for procube T5 2x.., -2 LED, incl. wiring	6049 2002 100	1	0,82
		sg	St	L 90° for procube T5 2x.., -2 LED, incl. wiring	6049 2002 105	1	0,82
	procube -CUVK -1	vw	St	X 90° for procube T5 1x.., -1 LED, incl. wiring	6049 1004 100	1	0,70
		sg	St	X 90° for procube T5 1x.., -1 LED, incl. wiring	6049 1004 105	1	0,70
	procube -CUVK -2	vw	St	X 90° for procube T5 2x.., -2 LED, incl. wiring	6049 2004 100	1	0,80
		sg	St	X 90° for procube T5 2x.., -2 LED, incl. wiring	6049 2004 105	1	0,80
	procube -CUVT -1	vw	St	T 90° for procube T5 1x.., -1 LED, incl. wiring	6049 1003 100	1	0,60
		sg	St	T 90° for procube T5 1x.., -1 LED, incl. wiring	6049 1003 105	1	0,60
	procube -CUVT -2	vw	St	T 90° for procube T5 2x.., -2 LED, incl. wiring	6049 2003 100	1	0,77
		sg	St	T 90° for procube T5 2x.., -2 LED, incl. wiring	6049 2003 105	1	0,79





cubus

cubus - diversity is the name of the game

- Light run-compatible, square-ended louvre luminaire
- Suitable for RE recessed luminaires
- Also available on request as master luminaires with Light Control components
- With visually continuous louvres in light run installation

LED 5 years warranty

Type overview

- RSAGHC Diffuser, satined direct distribution
- RSAXHC Parabolic louvre, silky matt direct distribution
- RSADIC Parabolic louvre, highly specular direct/indirect distribution
- RSAXIC Parabolic louvre, silky matt direct/indirect distribution

cubus LED

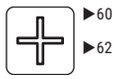

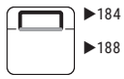



LED A++ 1000 19 CE IP 20

Mounting:
• Suspended
Housing:
• Sheet steel housing, plastic end faces with integrated light run connector
Lighting technology RSAGHC:
• Diffuser, satined; PC plastic
• Lighting characteristic direct distribution
Lighting technology RSAXHC:
• Parabolic louvre, silky matt; aluminium
• Lighting characteristic direct distribution
• Suitable for VDU workstations, 65°< 1000 cd/m², UGR ≤ 19 in accordance with DIN-EN 12464-1
Lamp:
• LED 50000h L80/B10
• CRI ≥ 80 / 4000K
Switching:
• 1 Controller
• Electronic driver
• 230V 50Hz
Accessories:
• The suspension set SAYE-PS must be ordered separately for individual luminaires; for light run installation the suspension set SAYE-PS must be ordered separately, plus one suspension bracket and one suspension SAY-DZ per luminaire joint.



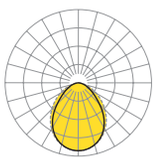

RSAGHC-1200 LED
2600 lm 840

η_{LB}	100 %
lm/W	121
direct/indirect	100/0 %
UGR lat./long.	20,8/22,6

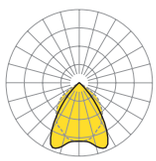

RSAXHC-1500 LED
4000 lm 840

η_{LB}	100 %
lm/W	147
direct/indirect	100/0 %
UGR lat./long.	15,3/18,9
VDU	65° < 1000cd/m²



Luminaire connector integrated in luminaire for continuous louvre appearance. The SAB mounting bracket for suspension where luminaires abut must be ordered separately.

Dimensions

Type	Versions	LxBxH/DxH	A1	A2	A3	P min/max
RSA.-1200	LED	1188 x 140 x 64	1076	1126	1176	500 - 1900 mm
RSA.-1500	LED	1488 x 140 x 64	1376	1426	1476	500 - 1900 mm

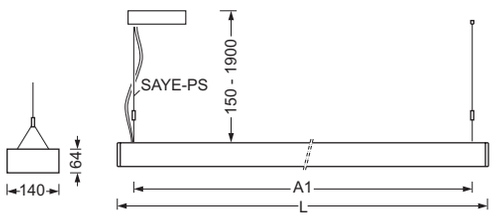

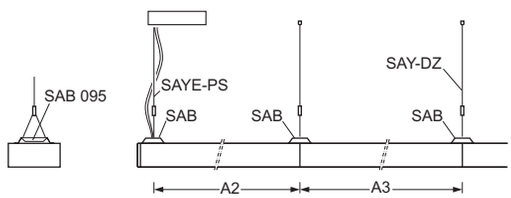



Products

Type	Lamps	lm/W	P_{Sys} [W]	Colour	Ballast	LxBxH/DxH	Art. no.	kg
Diffuser, satined direct distribution								
cubus-RSAGHC-1200	LED 2600 840	121	21	vw	ED	1188 x 140 x 64	6524 0014 180	4,05
					DALI[1)]	1188 x 140 x 64	6524 0016 680	4,05
cubus-RSAGHC-1500	LED 3200 840	121	26	vw	ED	1488 x 140 x 64	6524 0024 180	4,64
					DALI[1)]	1488 x 140 x 64	6524 0026 680	4,64
Parabolic louvre, silky matt direct distribution								
cubus-RSAXHC-1200	LED 3100 840	147	21	vw	ED	1188 x 140 x 64	6524 0014 160	4,05
					DALI[1)]	1188 x 140 x 64	6524 0016 660	4,05
cubus-RSAXHC-1500	LED 3900 840	147	26	vw	ED	1488 x 140 x 64	6524 0024 160	4,64
					DALI[1)]	1488 x 140 x 64	6524 0026 660	4,64

[1)] IoT: Luminaires suitable for IoT (Internet of Things)

Accessories

	Type	Colour	Material	Details	Art. no.		kg
Electrical technology							
Through-wiring cable	FLVWR 1500	ws	H05V2-U	5x1.5mm² for light run-capable LED/T5 surface-mounted and suspended luminaires (ECG versions)	1945 1580 100	1	0,16
Mounting							
Complete suspension set	SAYE-PS 120 3x0,75	vw	Mix	Rectangular canopy L=160mm, metal ceiling cylinder, 2 wires D=1.2mm L=1900mm, 2 cross-spans L=120mm, white connection cable, for hokal, procube, cubus LED/T5, lens basic	9123 0023 121	1	0,30
	SAYE-PS 120 5x0,75	vw	Mix	Rectangular canopy L=160mm, metal ceiling cylinder, 2 wires D=1.2mm L=1900mm, 2 cross-spans L=120mm, white connection cable, for hokal, procube, cubus LED/T5, lens basic	9123 0025 121	1	0,35
Y-wire suspension	SAY -DZ 120	me	Mix	Metal ceiling cylinder, wire D=1.2mm L=1900mm, cross-span L=120mm (e.g. light run installation), for hokal, procube, cubus LED/T5	9163 9020 105	1	0,06
Suspension bracket	SAB 095	me	Inox	0° for T5 cubus	9591 5190 100	1	0,05
Tool	SH 55	sw	Polymer	Suction holder, d=55mm for smooth diffuser covers, broad design	9203 0065 100	1	0,08

cubus T5

▶60
▶62
▶189
▶102

Products

Type	Lamps	P_{Sys} [W]	Colour	Ballast	LxBxH/DxH	Art. no.	kg
Parabolic louvre, highly specular direct/indirect distribution							
cubus-RSADIC	T5 1x28/54W	58	vw	ECG	1188 x 140 x 64	6514 1944 170	3,30
			vw	DALI[1)]	1188 x 140 x 64	6514 1946 670	2,96
	T5 1x35/49/80W	52	vw	ECG	1488 x 140 x 64	6514 1954 170	2,70
			vw	DALI[1)]	1488 x 140 x 64	6514 1956 670	3,63
	T5 2x35/49W	104	vw	ECG	1488 x 140 x 64	6514 2964 170	2,70
			vw	DALI[1)]	1488 x 140 x 64	6514 2966 670	2,70
Parabolic louvre, silky matt direct/indirect distribution							
cubus-RSAXIC	T5 1x28/54W	58	vw	ECG	1188 x 140 x 64	6514 1944 160	2,65
			vw	DALI[1)]	1188 x 140 x 64	6514 1946 660	2,65
	T5 1x35/49/80W	52	vw	ECG	1488 x 140 x 64	6514 1954 160	3,24
			vw	DALI[1)]	1488 x 140 x 64	6514 1956 660	3,24
	T5 2x35/49W	104	vw	ECG	1488 x 140 x 64	6514 2964 160	3,34
			vw	DALI[1)]	1488 x 140 x 64	6514 2966 660	3,34

[1)] : Luminaires suitable for IoT (Internet of Things)

Accessories

	Type	Colour	Material	Details	Art. no.		kg
Electrical technology							
Through-wiring cable	FLVWR 1500	ws	H05V2-U	5x1.5mm² for light run-capable LED/T5 surface-mounted and suspended luminaires (ECG versions)	1945 1580 100	1	0,16
Mounting							
Complete suspension set	SAYE-PS 120 3x0,75	vw	Mix	Rectangular canopy L=160mm, metal ceiling cylinder, 2 wires D=1.2mm L=1900mm, 2 cross-spans L=120mm, white connection cable, for hokal, procube, cubus LED/T5, lens basic	9123 0023 121	1	0,30
	SAYE-PS 120 5x0,75	vw	Mix	Rectangular canopy L=160mm, metal ceiling cylinder, 2 wires D=1.2mm L=1900mm, 2 cross-spans L=120mm, white connection cable, for hokal, procube, cubus LED/T5, lens basic	9123 0025 121	1	0,35
Y-wire suspension	SAY -DZ 120	me	Mix	Metal ceiling cylinder, wire D=1.2mm L=1900mm, cross-span L=120mm (e.g. light run installation), for hokal, procube, cubus LED/T5	9163 9020 105	1	0,06
Suspension bracket	SAB 095	me	Inox	0° for T5 cubus	9591 5190 100	1	0,05




AUSFAHRT



peanut

peanut – transparent lightness

- Universal, organically shaped, plastic suspended luminaire
- Good maintenance factor due to protected lighting technology in IP55 housing
- Attractive ceiling brightening due to an all-round translucent housing
- Good glare control and suitable for multi use

LED
5 years warranty

Type overview

▸ corridor-HGI Diffuser, matt direct/indirect distribution

NEW

peanut LED

▶60
▶62
▶106

IP 55

Mounting:
• Suspended
Housing:
• Polycarbonate, injection-moulded, transparent
Lighting technology corridor-HGI:
• Diffuser, matt; PC plastic
• Lighting characteristic direct/indirect distribution
Lamp:
• LED 50000h L80/B10
• CRI ≥ 80 / 4000K
Switching:
• 1 Controller
• Electronic driver
• 230V 50Hz
Miscellaneous:
• Y-wire suspension with translucent silver grey connection cable and ceiling canopy included in the scope of delivery





Tolerance adjustment is possible by sliding the fixing clips ± 40 mm.



Due to the material-free labyrinth seal the housing is transparent even around the joint.



The diffuser is securely closed and opened at the intended points without clips.

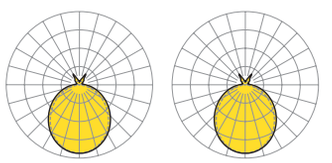

corridor-HGI/1200 LED 3800 lm 840		corridor-HGI/1500 LED 4900 lm 840	
η_{LB}	100 %	η_{LB}	100 %
lm/W	141	lm/W	140
direct/indirect	87/13 %	direct/indirect	87/13 %
UGR lat./long.	20,1/19,3	UGR lat./long.	20,2/19,5

Dimensions

Type	Versions	LxBxH/DxH	A1	P min/max
corridor-H./1200	LED	1260 x 158 x 76	800	150 - 1900 mm
corridor-H./1500	LED	1563 x 158 x 76	800	150 - 1900 mm

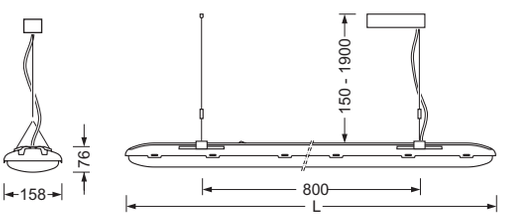

Products

Type	Lamps	lm/W	P_{Sys} [W]	Colour	Ballast	LxBxH/DxH	Art. no.	kg
Diffuser, matt direct/indirect distribution								
peanut corridor-HGI/1200	LED 3800 840	141	27	tz	ED	1260 x 158 x 76	5262 0044 180	2,48
					DALI[1)]	1260 x 158 x 76	5262 0046 680	2,48
peanut corridor-HGI/1500	LED 4900 840	140	35	tz	ED	1563 x 158 x 76	5262 0034 180	3,08
					DALI[1)]	1563 x 158 x 76	5262 0036 680	3,08
	LED 6300 840	133	47	tz	ED	1563 x 158 x 76	5262 0094 180	3,08
					DALI[1)]	1563 x 158 x 76	5262 0096 680	3,08

[1)] IoT: Luminaires suitable for IoT (Internet of Things)



Accessories for alternative suspension

A-LTG 2200 3x0,75



A-LTG 2200 5x0,75



LC-PE EnOcean MFB4K



LC-RX direct:LC-Taster



LC-RX direct:LC-Taster



KB



KK



SAY -DZ



SAY -PS



Accessories

	Type	Colour	Material	Details	Art. no.		kg
Electrical technology							
Connection cable power	A-LTG 2300 3x0,75	tp	H03VV-F	l=2300mm, 3x0.75mm² for suspended luminaires	9570 0237 130	1	0,12
		ws	H03VV-F	l=2300mm, 3x0.75mm² for suspended luminaires	9570 0237 120	1	0,12
		ga	H03VV-F	l=2300mm, 3x0.75mm² for suspended luminaires	9570 0237 110	1	0,12
	A-LTG 2300 5x0,75	tp	H03VV-F	l=2300mm, 5x0.75mm² for suspended luminaires	9570 0257 130	1	0,19
		ws	H03VV-F	l=2300mm, 5x0.75mm² for suspended luminaires	9570 0257 120	1	0,19
		ga	H03VV-F	l=2300mm, 5x0.75mm² for suspended luminaires	9570 0257 110	1	0,19
Light Control	LC-PE EnOcean MFB4K	sw	Polymer	EnOcean mini handheld transmitter	8450 7007 100	1	0,08
	LC-RX direct:LC-Taster 2W	ws		wall transmitter, 2 channels	8450 6009 207	1	0,15
	LC-RX direct:LC-Taster 4W	ws		wall transmitter, 4 channels	8450 6009 205	1	0,15
Mounting							
Y-wire suspension	SAY -PS 120	vw	Mix	Rectangular canopy L=160mm, metal ceiling cylinder, wire D=1.2mm L=1900mm, 2 cross-spans L=120mm, without connection cable	9143 0020 101	1	0,18
		wa	Mix	Rectangular canopy L=160mm, metal ceiling cylinder, wire D=1.2mm L=1900mm, 2 cross-spans L=120mm, without connection cable	9143 0020 105	1	0,18
	SAY -PS 190	vw	Mix	Rectangular canopy L=160mm, metal ceiling cylinder, wire D=1.2mm L=1900mm, 2 cross-spans L=190mm, without connection cable, for stail individual luminaires LED/T5 and light run luminaires T5	9141 0020 101	1	0,19
		wa	Mix	Rectangular canopy L=160mm, metal ceiling cylinder, wire D=1.2mm L=1900mm, 2 cross-spans L=190mm, without connection cable, for stail individual luminaires LED/T5 and light run luminaires T5	9141 0020 105	1	0,19
	SAY -DZ 120	me	Mix	Metal ceiling cylinder, wire D=1.2mm L=1900mm, cross-span L=120mm (e.g. light run installation), for hokal, procube, cubus LED/T5	9163 9020 105	1	0,06
Chain suspension	KK	me	St	Node chain l=30m, for SDT, SDT Basic, ATS, suspended luminaires	9282 9300 100	1	4,60



Accessories for DALI/master luminaires

SAYE-PS vw



SAYE-PS wa



System solution with Bluetooth technology

Wire suspension with control unit, set with integrated LC-OM DALIECO BT controller to control up to 32 DALI suspended luminaires DT6 or DT8. Suitable for LC01S luminaires with integrated LC-OM DALI LS/PD LI sensor. Operation and configuration via the Osram BT control app (can be downloaded from app stores).

Type	Colour	Material	Details	Art. no.		kg
Complete suspension set Y-wire						
SAYE-PS-LC01C 120 5x0,75	vw	Mix	Rectangular canopy L=317mm, metal ceiling cylinder, 2 wires D=1.2mm L=1900mm, 2 cross-spans L=120mm, white connection cable with DALIECO BT controller for DALI DT6, DT8 and master luminaires LC01S, for hokal, procube, cubus LED/T5, lens basic	9123 0125 121	1	0,60
	sg	Mix	Rectangular canopy L=317mm, metal ceiling cylinder, 2 wires D=1.2mm L=1900mm, 2 cross-spans L=120mm, transparent connection cable with DALIECO BT controller for DALI DT6, DT8 and master luminaires LC01S, for hokal, procube, cubus LED/T5, lens basic	9123 0125 135	1	0,60
SAYE-PS-LC01C 190 5x0,75	vw	Mix	Rectangular canopy L=317mm, metal ceiling cylinder, 2 wires D=1.2mm L=1900mm, 2 cross-spans L=190mm, white connection cable with DALIECO BT controller for DALI DT6, DT8 and master luminaires LC01S, for stail SHL. LED light run	9121 0125 121	1	0,60
	sg	Mix	Rectangular canopy L=317mm, metal ceiling cylinder, 2 wires D=1.2mm L=1900mm, 2 cross-spans L=190mm, transparent connection cable with DALIECO BT controller for DALI DT6, DT8 and master luminaires LC01S, for stail SHL. LED light run	9121 0125 135	1	0,60

System solution wireless with EnOcean technology

Wire suspension with control unit, set with integrated Regiolux direct:LC EnOcean controller to control up to 15 DALI suspended luminaires DT6 or DT8. Must be programmed using the Regiolux direct:LC-App software.

Type	Colour	Material	Details	Art. no.		kg
Complete suspension set Y-wire						
SAYE-PS-LC04 120 5x0,75	vw	Mix	Rectangular canopy L=317mm, metal ceiling cylinder, 2 wires D=1.2mm L=1900mm, 2 cross-spans L=120mm, white connection cable with EnOcean direct:LC controller for DALI DT6, DT8, for hokal, procube, cubus LED/T5, lens basic	9123 0425 121	1	0,60
	sg	Mix	Rectangular canopy L=317mm, metal ceiling cylinder, 2 wires D=1.2mm L=1900mm, 2 cross-spans L=120mm, transparent connection cable with EnOcean direct:LC controller for DALI DT6, DT8, for hokal, procube, cubus LED/T5, lens basic	9123 0425 135	1	0,60
SAYE-PS-LC04 190 5x0,75	vw	Mix	Rectangular canopy L=317mm, metal ceiling cylinder, 2 wires D=1.2mm L=1900mm, 2 cross-spans L=190mm, white connection cable with EnOcean direct:LC controller for DALI DT6, DT8, for stail SHL. LED light run	9121 0425 121	1	0,60
	sg	Mix	Rectangular canopy L=317mm, metal ceiling cylinder, 2 wires D=1.2mm L=1900mm, 2 cross-spans L=190mm, transparent connection cable with EnOcean direct:LC controller for DALI DT6, DT8, for stail SHL. LED light run	9121 0425 135	1	0,60

System solution wireless with EnOcean technology

Wire suspension with control unit, set with integrated 1-channel EnOcean radio receiver for button dim control one DALI suspended luminaire.

Type	Colour	Material	Details	Art. no.		kg
Complete suspension set Y-wire						
SAYE-PS-LC05 120 5x0,75	vw	Mix	Rectangular canopy L=317mm, metal ceiling cylinder, 2 wires D=1.2mm L=1900mm, 2 cross-spans L=120mm, white connection cable with EnOcean wireless receiver for DALI button dim control, for hokal, procube, cubus LED/T5, lens basic	9123 0525 121	1	0,60
	sg	Mix	Rectangular canopy L=317mm, metal ceiling cylinder, 2 wires D=1.2mm L=1900mm, 2 cross-spans L=120mm, transparent connection cable with EnOcean wireless receiver for DALI button dim control, for hokal, procube, cubus LED/T5, lens basic	9123 0525 135	1	0,60
SAYE-PS-LC05 190 5x0,75	vw	Mix	Rectangular canopy L=317mm, metal ceiling cylinder, 2 wires D=1.2mm L=1900mm, 2 cross-spans L=190mm, white connection cable with EnOcean wireless receiver for DALI button dim control, for stail SHL. LED light run	9121 0525 121	1	0,60
	sg	Mix	Rectangular canopy L=317mm, metal ceiling cylinder, 2 wires D=1.2mm L=1900mm, 2 cross-spans L=190mm, transparent connection cable with EnOcean wireless receiver for DALI button dim control, for stail SHL. LED light run	9121 0525 135	1	0,60

System solution with Bluetooth technology

Wire suspension with control unit, set with integrated basicDIM wireless controller to control one DALI suspended luminaire DT6 or DT8. Operation and configuration via the Casambi app (can be downloaded from app stores).

Type	Colour	Material	Details	Art. no.		kg
Complete suspension set Y-wire						
SAYE-PS-LC10 120 5x0,75	vw	Mix	Rectangular canopy L=317mm, metal ceiling cylinder, 2 wires D=1.2mm L=1900mm, 2 cross-spans L=120mm, white connection cable with wireless BasicDim controller for DALI DT6, DT8, for hokal, procube, cubus LED/T5, lens basic	9123 1025 121	1	0,60
	sg	Mix	Rectangular canopy L=317mm, metal ceiling cylinder, 2 wires D=1.2mm L=1900mm, 2 cross-spans L=120mm, transparent connection cable with wireless BasicDim controller for DALI DT6, DT8, for hokal, procube, cubus LED/T5, lens basic	9123 1025 135	1	0,60
SAYE-PS-LC10 190 5x0,75	vw	Mix	Rectangular canopy L=317mm, metal ceiling cylinder, 2 wires D=1.2mm L=1900mm, 2 cross-spans L=190mm, white connection cable with wireless BasicDim controller for DALI DT6, DT8, for stail SHL. LED light run	9121 1025 121	1	0,60
	sg	Mix	Rectangular canopy L=317mm, metal ceiling cylinder, 2 wires D=1.2mm L=1900mm, 2 cross-spans L=190mm, transparent connection cable with wireless BasicDim controller for DALI DT6, DT8, for stail SHL. LED light run	9121 1025 135	1	0,60

Further accessories in chapter Advanced Services.
To select the application-related control components, please contact us at service@regiolux.de

visula



▸69
- ▸70 VSAIG LED
- ▸70 VSAIMP LED

protection



▸73
- ▸74 IPA-PRAG LED
- ▸74 IPA-PRAMP LED
- ▸76 PRAMP LED
- ▸76 PRAG LED
- ▸76 PRAO LED

stail



▸79
- ▸80 SAX LED
- ▸81 SAD T5
- ▸81 SAX T5

cubus



▸99
- ▸100 RSAGC LED
- ▸100 RSAXC LED
- ▸100 RWFAC LED
- ▸102 RSADC T5
- ▸102 RSADAC T5
- ▸102 RMAC T5
- ▸102 RSAXC T5
- ▸102 RSAXAC T5
- ▸102 RWFAC T5

peanut



▸105
- ▸106 corridor-AGI LED

lens pro



▸117
- ▸118 LPAK LED
- ▸118 LPAKPC LED

lens basic



▸121
- ▸122 LBAK T5

Surface-mounted luminaires

hokal



▸83
- ▸84 HLAG LED
- ▸84 HLAX LED
- ▸86 HLAG T5
- ▸86 HLAD T5
- ▸86 HLAX T5

procube



▸89
- ▸90 CUAX LED
- ▸90 CUAWF LED
- ▸94 CUAG T5
- ▸94 CUAD T5
- ▸94 CUAX T5
- ▸94 CUAWF T5

UA



▸109
- ▸110 UAX LED
- ▸111 UAD T5
- ▸111 UAX T5
- ▸111 UAM T5

wotek



▸113
- ▸114 WKO LED

KL



▸125
- ▸126 KLKF LED
- ▸128 KLKF T8
- ▸128 KLPF T8

WL



▸131
- ▸132 WBLR LED
- ▸134 WQL LED



Standing and wall-mounted luminaires

alvia ▸ 198
smile ▸ 206
visula ▸ 203
MLS ▸ 209









High bay and large area luminaires

cake ▸ 424
worker ▸ 434





Sport hall luminaires

sportler ▸ 466
THL ▸ 474





Surface-mounted luminaires
from other chapters

Recessed luminaires

panella ▸ 158



Light strips and furniture luminaires

ilia ▸ 262



IL ▸ 265



Quick-fit mounting system

SDT-System ▸ 289



Damp-proof luminaires

WL ▸ 445



parsa ▸ 450



PU ▸ 454



PA ▸ 458



PC ▸ 458







visula

visula surface-mounted luminaire – design concept for high-quality office lighting

- LED surface-mounted luminaire direct distribution
- Tunable white technology for Human Centric Lighting available
- Very shape and lightweight design
- Homogeneous light emission due to LED edge light injection

LED 5 years warranty

Type overview

- VSAIG Diffuser, frosted direct distribution / indirect distribution for ceiling for lighting homogeneous light output through LED edge light injection
- VSAIMP Micro-prismatic diffuser direct distribution / indirect distribution for ceiling lighting for homogeneous light output through LED edge light injection

visula LED

▶20 ▶202 ▶203

IP 20

Mounting:
• Ceiling surface
Housing:
• Natural anodised aluminium frame, visible installation height 30mm
Lighting technology VSAIG:
• Diffuser, frosted; PMMA plastic
• Lighting characteristic direct distribution / indirect distribution for ceiling lighting
Lighting technology VSAIMP:
• Micro-prismatic diffuser; PMMA plastic
• Lighting characteristic direct distribution / indirect distribution for ceiling lighting
• Suitable for VDU workstations, 65°< 3000 cd/m², UGR ≤ 19 in accordance with DIN-EN 12464-1
Lamp:
• LED 50000h L80/B10
• CRI ≥ 80 / 4000K
• CRI ≥ 90 / 2700K-6500K continuously adjustable DALI DT8
Switching:
• 1 Controller
• Electronic driver
• 230V 50Hz
Miscellaneous:
• Luminaires with integrated sensors and control available
• Ceiling mounting brackets for simple clip assembly are included in the scope of delivery
Accessories:
• Remote controls for commissioning and/or operation of master luminaires M5S5 must be ordered separately

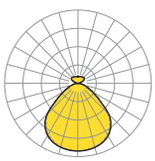

VSAIMP/1500 LED 6300 lm 840	
η_{LB}	100 %
lm/W	115
direct/indirect	84/16 %
UGR lat./long.	18,2/18,3
VDU	65° < 3000cd/m²



VSAIG/1200 LED 4900 lm 840	
η_{LB}	100 %
lm/W	113
direct/indirect	84/16 %
UGR lat./long.	20,2/20,0



Dimensions

Type	Versions	LxBxH/DxH	A1	A4	KE X/Y
VSAI./1200	LED	1199 x 330 x 42	700	230	0 / 0
VSAI./1500	LED	1480 x 330 x 42	700	230	0 / 0

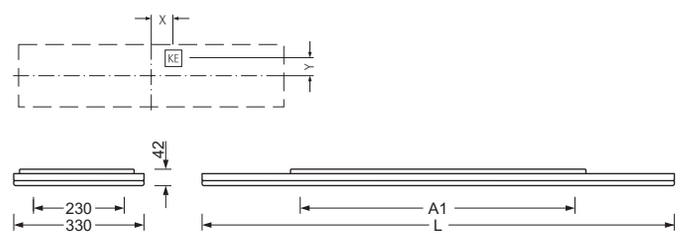



Products

Type	Lamps	lm/W	P_{Sys} [W]	Colour	Ballast	LxBxH/DxH	Art. no.	kg
Diffuser, frosted direct distribution / indirect distribution for ceiling lighting homogeneous light output through LED edge light injection								
visula-VSAIG/1200	LED 3700 927-965	83	45	aen	DALI DT8[1)2)]	1199 x 330 x 42	4332 4016 915	7,60
	LED 4900 840	113	44	aen	ED	1199 x 330 x 42	4332 1014 115	7,50
					DALI[1)]	1199 x 330 x 42	4332 1016 615	7,60
visula-VSAIG/1500	LED 4700 927-965	86	55	aen	DALI DT8[1)2)]	1480 x 330 x 42	4335 4026 915	9,10
	LED 6300 840	116	55	aen	ED	1480 x 330 x 42	4335 1024 115	9,00
					DALI[1)]	1480 x 330 x 42	4335 1026 615	9,10
Micro-prismatic diffuser direct distribution / indirect distribution for ceiling lighting homogeneous light output through LED edge light injection								
visula-VSAIMP/1200	LED 3700 927-965	82	45	aen	DALI DT8[1)2)]	1199 x 330 x 42	4332 4016 975	7,60
	LED 4900 840	112	44	aen	ED	1199 x 330 x 42	4332 1014 175	7,50
					DALI[1)]	1199 x 330 x 42	4332 1016 675	7,60
visula-VSAIMP/1500	LED 4700 927-965	85	55	aen	DALI DT8[1)2)]	1480 x 330 x 42	4335 4026 975	9,10
	LED 6300 840	115	55	aen	ED	1480 x 330 x 42	4335 1024 175	9,00
					DALI[1)]	1480 x 330 x 42	4335 1026 675	9,10
					DALI M5S5[3)]	1480 x 330 x 42	4335 1028 175	9,10

[1)] : Luminaires suitable for IoT (Internet of Things)
[2)] : Luminaires with tunable white technology suitable for Human Centric Lighting (HCL)
[3)] : Luminaires with sensors

Accessories

	Type	Details	Art. no.		kg
Electrical technology					
Light Control	LC-OM MASTER REMOTE PC KIT	Remote control for commissioning the DALIeco (M5S5) light control system	8450 1041 200	1	0,11
	LC-OM USER REMOTE	Remote control for the operation of the DALIeco (M5S5) light control system	8450 1042 100	1	0,11



protection



protection – the versatile luminaire with higher protection rating

- IP54 Surface-mounted luminaire with various lighting technologies and housings
- Surface-mounted luminaire for clean-rooms, manufactured according to IPA requirements and GMP guidelines
- Tested for microbial metabolic potential in accordance with ISO 846

LED 5 years warranty

Type overview

- PRAG Diffuser, satined direct distribution
- PRAMP Diffuser, micro-prismatic direct distribution
- PRAO Diffuser, opal direct distribution

protection IPA LED

▶167

IP 54

Mounting:
• Ceiling surface
Housing:
• Sheet steel housing
Lighting technology PRAMP:
• Micro-prismatic diffuser; PMMA plastic
• Lighting characteristic direct distribution
• Suitable for VDU workstations, 65°< 3000 cd/m², UGR ≤ 19 in accordance with DIN-EN 12464-1
Lighting technology PRAG:
• Diffuser, satined; PMMA plastic
• Lighting characteristic direct distribution
Lamp:
• LED 50000h L80/B10
• CRI ≥ 80 / 4000K
Switching:
• 1 Controller
• Electronic driver
• 230V 50Hz
Miscellaneous:
• Suitable for air purity class ISO 14644-1 Class 2 with excellent to very good results in terms of microbial metabolic potential and chemical resistance
• An extractor is included for prismatic and frosted panes to remove the sealing frame



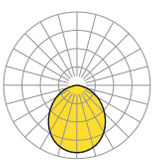

PRAG/660 IP54 LED
5000 lm 840

η_{LB}	100 %
lm/W	148
direct/indirect	100/0 %
UGR lat./long.	20,8/20,7

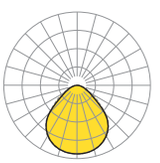

PRAMP/660 IP54 LED
5000 lm 840

η_{LB}	100 %
lm/W	147
direct/indirect	100/0 %
UGR lat./long.	18,3/18,7
VDU	65° < 3000cd/m²



The prismatic or satin diffuser frame can be easily removed using an extractor supplied with the luminaire.

Dimensions

Type	Versions	LxBxH/DxH	A1	A4	KE X/Y
PRA./660	LED	665 x 654 x 90	400	400	0 / 15

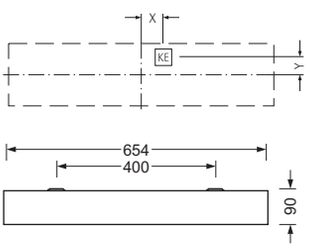

protection IPA-PRAG LED



Products

Type	Lamps	lm/W	P_{Sys} [W]	Colour	Ballast	LxBxH/DxH	Art. no.	kg
Diffuser, micro-prismatic direct distribution								
protection IPA-PRAMP/660 IP54	LED 5000 840	147	34	vw	ED	665 x 654 x 90	6200 0014 153	7,90
					DALI[1)]	665 x 654 x 90	6200 0016 653	7,90
Diffuser, satined direct distribution								
protection IPA-PRAG/660 IP54	LED 5000 840	148	34	vw	ED[2)]	665 x 654 x 90	6200 0014 113	7,90
					DALI[1)]	665 x 654 x 90	6200 0016 613	7,90

1) IoT: Luminaires suitable for IoT (Internet of Things)

2) [clean tested]: Luminaire has been tested by Fraunhofer Institut IPA



protection LED

▶172
▶174
▶170

IP 54

Mounting:
• Ceiling surface
Housing:
• Sheet steel housing
Lighting technology PRAMP:
• Micro-prismatic diffuser; PMMA plastic
• Lighting characteristic direct distribution
• Suitable for VDU workstations, 65°< 3000 cd/m², UGR ≤ 19 in accordance with DIN-EN 12464-1
Lighting technology PRAG:
• Diffuser, satined; PMMA plastic
• Lighting characteristic direct distribution
Lighting technology PRAO:
• Diffuser, opal; PMMA plastic
• Lighting characteristic direct distribution
Lamp:
• LED 50000h L80/B10
• CRI ≥ 80 / 4000K
Switching:
• 1 Controller
• Electronic driver
• 230V 50Hz



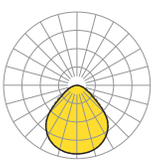

PRAMP/660 IP54 LED 5000 lm 840

η_{LB}	100 %
lm/W	147
direct/indirect	100/0 %
UGR lat./long.	18,3/18,7
VDU	65° < 3000cd/m²

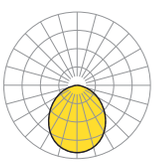

PRAG/660 IP54 LED 5000 lm 840

η_{LB}	100 %
lm/W	148
direct/indirect	100/0 %
UGR lat./long.	20,8/20,7



PRAO/660 IP54 LED 4700 lm 840

η_{LB}	100 %
lm/W	138
direct/indirect	100/0 %
UGR lat./long.	21,1/21,1



The prismatic or satin diffuser frame can be easily removed using an extractor supplied with the luminaire.

Dimensions

Type	Versions	LxBxH/DxH	A1	A4	KE X/Y
PRA./660	LED	665 x 654 x 90	400	400	0 / 15

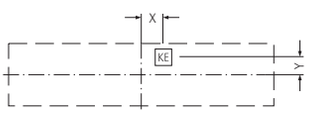

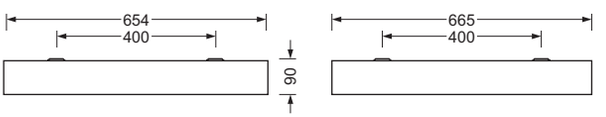

protection-PRAO LED



protection-PRAG LED



Products

Type	Lamps	lm/W	P_{Sys} [W]	Colour	Ballast	LxBxH/DxH	Art. no.	kg
Diffuser, micro-prismatic direct distribution								
protection-PRAMP/660 IP54	LED 5000 840	147	34	vw	ED	665 x 654 x 90	6200 0014 150	7,90
					DALI[1)]	665 x 654 x 90	6200 0016 650	7,90
Diffuser, opal direct distribution								
protection-PRAO/660 IP54	LED 4700 840	138	34	vw	ED	665 x 654 x 90	6200 0014 180	7,90
					DALI[1)]	665 x 654 x 90	6200 0016 680	7,90
Diffuser, satined direct distribution								
protection-PRAG/660 IP54	LED 5000 840	148	34	vw	ED	665 x 654 x 90	6200 0014 110	7,90
					DALI[1)]	665 x 654 x 90	6200 0016 610	7,90

[1)] IoT: Luminaires suitable for IoT (Internet of Things)

Accessories

	Type	Colour	Material	Details	Art. no.		kg
Mounting							
Tool	SH 55	sw	Polymer	Suction holder, d=55mm for smooth diffuser covers, broad design	9203 0065 100	1	0,08



stail



stail – technical requirement and minimisation

- Light run surface-mounted LED or T5 luminaire with micro-louvre MIRO-SILVER ®
- Sheet steel housing with wide sheet steel end faces and apparent construction height of only 26 mm
- With light emission apertures on the top of the luminaire for attractive ceiling brightening
- Light run arrangement with spacing, available as suspended luminaire

LED 5 years warranty

Type overview

- SAX Micro-parabolic louvre, silky matt direct distribution
- SAD Micro-parabolic louvre, highly specular direct distribution

stail LED

▶136
▶36
▶32
▶34

IP 20

Mounting:
• Ceiling surface
• Mounting rail
Housing:
• Sheet steel housing, visible installation height 26 mm
Lighting technology SAX:
• Micro-parabolic louvre, silky matt MIRO-SILVER ®
• Lighting characteristic direct distribution
• Suitable for VDU workstations, 65°< 1500 cd/m²
Lamp:
• LED 50000h L80/B10
• CRI ≥ 80 / 4000K
Switching:
• 1 Controller
• Electronic driver
• 230V 50Hz



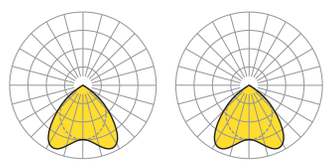

SAX/1200-1 LED 3300 lm 840		SAX/1500-1 LED 4300 lm 840	
η_{LB}	100 %	η_{LB}	100 %
lm/W	121	lm/W	121
direct/indirect	100/0 %	direct/indirect	100/0 %
UGR lat./long.	20,9/20,2	UGR lat./long.	20,9/20,2
VDU	65° < 1500cd/m²	VDU	65° < 1500cd/m²

Dimensions

Type	Versions	LxBxH/DxH	A1	A3	KE X/Y
SA./1200-1	LED	1240 x 151 x 56	900	442	0 / 30
SA./1200-2	LED	1240 x 198 x 56	1100	242	0 / 50
SA./1500-1	LED	1540 x 151 x 56	1200	442	0 / 30
SA./1500-2	LED	1540 x 198 x 56	1400	242	0 / 50

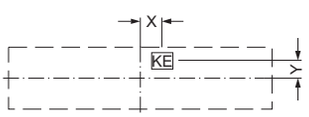

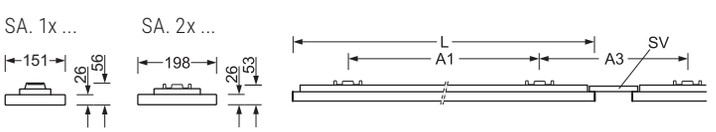

Products

Type	Lamps	lm/W	P_{Sys} [W]	Colour	Ballast	LxBxH/DxH	Art. no.	kg
Micro-parabolic louvre, silky matt direct distribution								
stail-SAX/1200-1	LED 3300 840	121	29	vw	ED	1240 x 151 x 56	6032 1024 160	3,35
					DALI[1)]	1240 x 151 x 56	6032 1026 660	3,45
stail-SAX/1200-2	LED 6900 840	121	57	vw	ED	1240 x 198 x 56	6032 2024 160	4,80
					DALI[1)]	1240 x 198 x 56	6032 2026 660	4,80
stail-SAX/1500-1	LED 4300 840	121	36	vw	ED	1540 x 151 x 56	6032 3024 160	4,10
					DALI[1)]	1540 x 151 x 56	6032 3026 660	4,20
stail-SAX/1500-2	LED 8600 840	121	71	vw	ED	1540 x 198 x 56	6032 4024 160	5,85
					DALI[1)]	1540 x 198 x 56	6032 4026 660	5,85

[1)] IoT: Luminaires suitable for IoT (Internet of Things)

Accessories

	Type	Colour	Material	Details	Art. no.		kg
Electrical technology							
Through-wiring cable	stail -DVA-5G 1500	ws	H05VV-F	5x1.5mm² for stail SAD, SAX	6031 9000 100	1	0,16
Structure							
Luminaire connector	stail -SV 100	vw	St	for stail	6030 1000 100	1	0,18

stail T5

▶136
▶36
▶32
▶34

Products

Type	Lamps	P_{Sys} [W]	Colour	Ballast	LxBxH/DxH	Art. no.	kg
Micro-parabolic louvre, highly specular direct distribution							
stail-SAD	T5 1x28/54W	58	vw	ECG	1240 x 151 x 42	6032 1944 170	3,50
			wa	ECG	1240 x 151 x 42	6032 1944 175	3,50
	T5 1x35/49/80W	52	vw	ECG	1540 x 151 x 42	6032 1954 170	4,00
			wa	ECG	1540 x 151 x 42	6032 1954 175	4,00
	T5 2x28/54W	116	vw	ECG	1240 x 198 x 42	6032 2944 170	3,90
			wa	ECG	1240 x 198 x 42	6032 2944 175	3,90
	T5 2x35/49W	104	vw	ECG	1540 x 198 x 42	6032 2964 170	4,40
			wa	ECG	1540 x 198 x 42	6032 2964 175	4,40
Micro-parabolic louvre, silky matt direct distribution							
stail-SAX	T5 1x28/54W	58	vw	ECG	1240 x 151 x 42	6032 1944 160	3,50
			wa	ECG	1240 x 151 x 42	6032 1944 165	3,50
	T5 1x35/49/80W	52	vw	ECG	1540 x 151 x 42	6032 1954 160	4,00
			wa	ECG	1540 x 151 x 42	6032 1954 165	4,00
	T5 2x28/54W	116	vw	ECG	1240 x 198 x 42	6032 2944 160	3,90
			wa	ECG	1240 x 198 x 42	6032 2944 165	3,90
	T5 2x35/49W	104	vw	ECG	1540 x 198 x 42	6032 2964 160	4,40
			wa	ECG	1540 x 198 x 42	6032 2964 165	4,40

Accessories

	Type	Colour	Material	Details	Art. no.		kg
Electrical technology							
Through-wiring cable	stail -DVA-5G 1500	ws	H05VV-F	5x1.5mm² for stail SAD, SAX	6031 9000 100	1	0,16
Structure							
Luminaire connector	stail -SV 100	vw	St	for stail	6030 1000 100	1	0,18
	stail -SV 100	wa	St	for stail	6030 1000 105	1	1,00

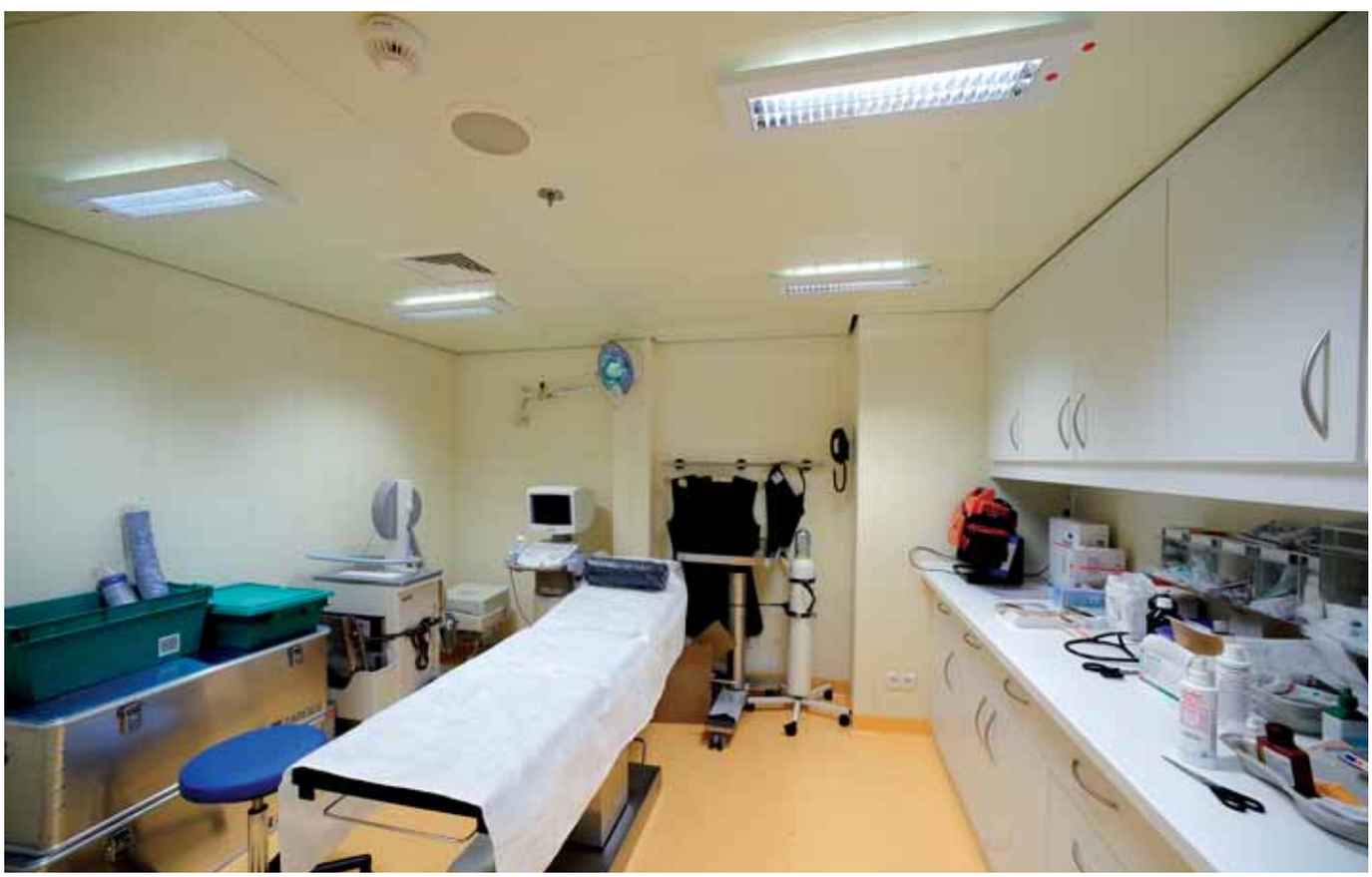



hokal



hokal – universal light run system

- Light run channel surface-mounted luminaire LED and T5
- Optionally with micro-parabolic louvre or opal diffuser
- Sheet steel housing with attachable die-cast end faces
- With visually continuous louvres in light run installations
- Suspended and recessed luminaires

LED 5 years warranty

Type overview

- HLAG Diffuser, satined direct distribution
- HLAX Micro-parabolic louvre, silky matt direct distribution
- HLAD Micro-parabolic louvre, highly specular direct distribution

hokal LED

▶136 ▶87 ▶40 ▶42 ▶178 ▶180

LED A++ A+ 1500 CE IP 20

Mounting:
- Ceiling surface
- Suspended

Housing:
- Sheet steel housing

Lighting technology HLAG:
- Diffuser, satined; PC plastic
- Lighting characteristic direct distribution

Lighting technology HLAX:
- Micro-parabolic louvre, silky matt MIRO-SILVER ®
- Lighting characteristic direct distribution
- Suitable for VDU workstations, 65°< 1500 cd/m²

Lamp:
- LED 50000h L80/B10
- CRI ≥ 80 / 4000K

Switching:
- 1 Controller
- Electronic driver
- 230V 50Hz

Accessories:
- Required accessories: end faces, connectors and through-wiring to be ordered separately according to luminaire arrangements



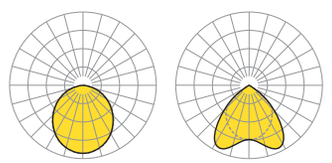

HLAG/1200 LED 2400 lm 840		HLAX/1500 LED 4200 lm 840	
η_{LB}	100 %	η_{LB}	100 %
lm/W	104	lm/W	119
direct/indirect	100/0 %	direct/indirect	100/0 %
UGR lat./long.	24,7/24,8	UGR lat./long.	20,8/20,1
		VDU	65° < 1500cd/m²



Luminaires are supplied with open ends. End faces and connectors must be ordered separately.

Dimensions

Type	Versions	LxBxH/DxH	A1	A3	KE X/Y
HLA./1200	LED	1176 x 85 x 75	1000	176	0 / 0
HLA./1500	LED	1476 x 85 x 75	1300	176	0 / 0

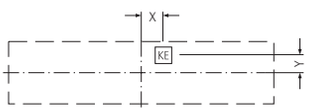

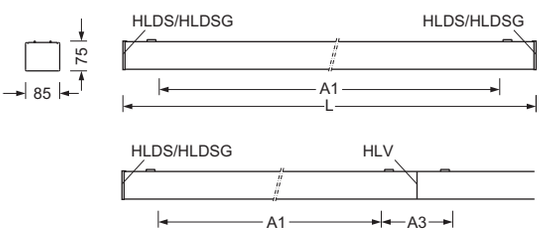



Products

Type	Lamps	lm/W	P_{Sys} [W]	Colour	Ballast	LxBxH/DxH	Art. no.	kg
Diffuser, satined direct distribution								
hokal-HLAG/1200	LED 2400 840	104	23	vw	ED	1176 x 85 x 75	6050 1024 180	3,10
					DALI[1)]	1176 x 85 x 75	6050 1026 680	3,10
hokal-HLAG/1500	LED 3600 840	100	36	vw	ED	1476 x 85 x 75	6050 3024 180	3,70
					DALI[1)]	1476 x 85 x 75	6050 3026 680	3,70
Micro-parabolic louvre, silky matt direct distribution								
hokal-HLAX/1200	LED 3400 840	118	28	vw	ED	1176 x 85 x 75	6050 1024 160	2,91
					DALI[1)]	1176 x 85 x 75	6050 1026 660	2,99
hokal-HLAX/1500	LED 4200 840	119	35	vw	ED	1476 x 85 x 75	6050 3024 160	3,50
					DALI[1)]	1476 x 85 x 75	6050 3026 660	3,58

[1)] IoT: Luminaires suitable for IoT (Internet of Things)

hokal T5

▶136 ▶87 ▶42 ▶40 ▶178 ▶180

Products

Type	Lamps	P_{Sys} [W]	Colour	Ballast	LxBxH/DxH	Art. no.	kg
Diffuser, satined direct distribution							
hokal-HLAG	T5 1x28/54W	58	vw	ECG	1176 x 85 x 75	6050 1944 180	2,56
			vw	DALI[1)]	1176 x 85 x 75	6050 1946 680	2,56
	T5 1x35/49/80W	52	vw	ECG	1476 x 85 x 75	6050 1954 180	3,11
			vw	DALI[1)]	1476 x 85 x 75	6050 1956 680	3,11
Micro-parabolic louvre, highly specular direct distribution							
hokal-HLAD	T5 1x28/54W	58	vw	ECG	1176 x 85 x 75	6050 1944 170	2,54
			vw	DALI[1)]	1176 x 85 x 75	6050 1946 670	2,54
	T5 1x35/49/80W	52	vw	ECG	1476 x 85 x 75	6050 1954 170	3,09
			vw	DALI[1)]	1476 x 85 x 75	6050 1956 670	3,09
Micro-parabolic louvre, silky matt direct distribution							
hokal-HLAX	T5 1x28/54W	58	vw	ECG	1176 x 85 x 75	6050 1944 160	2,54
			vw	DALI[1)]	1176 x 85 x 75	6050 1946 660	2,54
	T5 1x35/49/80W	52	vw	ECG	1476 x 85 x 75	6050 1954 160	3,09
			vw	DALI[1)]	1476 x 85 x 75	6050 1956 660	3,09

[1)] : Luminaires suitable for IoT (Internet of Things)



hokal surface-mounted accessories

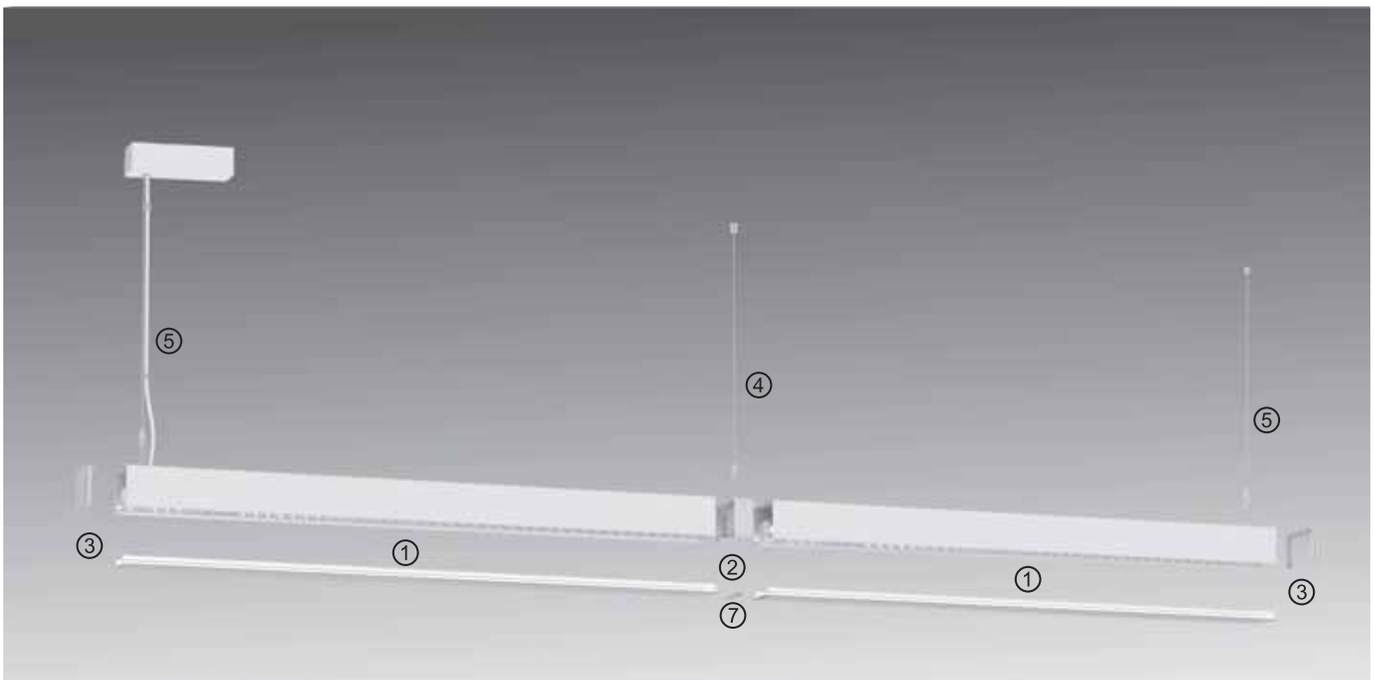

① hokal with FLVWR through-wiring
② Luminaire connector HLV
③ Luminaire end faces HLDS or HLDSG
④ Luminaire suspension SAY-DZ plus counter-balance weight SAG-ECG
⑤ Complete suspension set SAY-PS (incl. 1 x SAY-DZ)
⑦ Diffuser connector GSL

Accessories

	Type	Colour	Material	Details	Art. no.		kg
Design							
Diffuser connector	GSL -1	tz	PC	Protection strip for 1/.. hokal-HL..G, procube CU..G	8460 1001 100	1	0,06
End faces	hokal -HLDS -1	vw	Al	for hokal-HLA.., hokal-HLH..	6058 1015 100	2	0,12
	hokal -HLDSG -1	vw	Al	for hokal-HLAG T5 1x.., -1 LED; hokal-HLHG. T5 1x.., -1 LED	6058 1025 100	2	0,12
Electrical technology							
Through-wiring cable	FLVWR 1500	ws	H05V2-U	5x1.5mm² for light run-capable LED/T5/T8 surface-mounted and suspended luminaires (ECG versions)	1945 1580 100	1	0,16
Mounting							
Complete suspension set	SAYE-PS 120 3x0,75	vw	Mix	Rectangular canopy L=160mm, metal ceiling cylinder, 2 wires D=1.2mm L=1900mm, 2 cross-spans L=120mm, white connection cable, for hokal, procube, cubus LED/T5, lens basic	9123 0023 121	1	0,30
	SAYE-PS 120 5x0,75	vw	Mix	Rectangular canopy L=160mm, metal ceiling cylinder, 2 wires D=1.2mm L=1900mm, 2 cross-spans L=120mm, white connection cable, for hokal, procube, cubus LED/T5, lens basic	9123 0025 121	1	0,35
Y-wire suspension	SAY -DZ 120	me	Mix	Metal ceiling cylinder, wire D=1.2mm L=1900mm, cross-span L=120mm (e.g. light run installation), for hokal, procube, cubus LED/T5	9163 9020 105	1	0,06
	SAG 2	ws	Polymer	Strain relief WAGO-terminal for suspension of surface-mounted luminaires	9593 2000 100	1	0,15
Counter-balance weight	SAG -ECG	sw	Mix	ECG device weight compensation for cubus T5 1x, 2x, lens basic 1x, hokal HLA. T5, procube CUA. T5	9593 4350 100	1	0,35
Tool	SH 30	sw	Polymer	Suction holder, d=30mm for smooth diffuser covers, narrow design	9203 0030 100	1	0,06
	SH 55	sw	Polymer	Suction holder, d=55mm for smooth diffuser covers, broad design	9203 0065 100	1	0,08
Structure							
Luminaire connector	hokal -HLV -1	vw	St	for hokal HLH, HLA	6058 1000 100	1	0,13



procube



procube – luminaire family with compact dimensions

- Light run surface-mounted luminaire with fittings for lighting design schemes
- Optionally with continuous louvres or opal diffuser
- Master luminaires for daylight linking with presence monitoring
- Sheet steel housing with attachable end faces
- With visually continuous louvres in light strip installations
- Also available as suspended luminaire

LED 5 years warranty

Type overview

- CUAX Micro-parabolic louvre, silky matt direct distribution
- CUAWF Fresnel lens direct asymmetrical distribution
- CUAG Diffuser, satined direct distribution
- CUAD Micro-parabolic louvre, highly specular direct distribution

procube LED

▶136 ▶96 ▶46 ▶47

IP 20

Mounting:
- Ceiling surface
- Suspended

Housing:
- Sheet steel housing

Lighting technology CUAX:
- Micro-parabolic louvre, silky matt MIRO-SILVER ®
- Lighting characteristic direct distribution
- Suitable for VDU workstations, 65°< 1500 cd/m²

Lighting technology CUAWF:
- Fresnel lens; PMMA plastic
- Lighting characteristic direct asymmetrical distribution

Lamp:
- LED 50000h L80/B10
- CRI ≥ 80 / 4000K

Switching:
- 1 Controller
- Electronic driver
- 230V 50Hz

Miscellaneous:
- Luminaires with integrated sensors and control available

Accessories:
- Required accessories: Please order end faces, connectors and through-wiring separately according to luminaire arrangements. Remote controls for commissioning and/or operation of master luminaires M5S5 must be ordered separately.



CUAX/1200-1 LED
3400 lm 840

η_{LB}	100 %
lm/W	120
direct/indirect	100/0 %
UGR lat./long.	20,9/20,2
VDU	65° < 1500cd/m²



CUAX/1500-1 LED
4300 lm 840

η_{LB}	100 %
lm/W	120
direct/indirect	100/0 %
UGR lat./long.	20,9/20,1
VDU	65° < 1500cd/m²

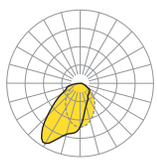

CUAWF/1500-1 LED
4100 lm 840

η_{LB}	100 %
lm/W	114
direct/indirect	100/0 %
UGR lat./long.	23,7/26,2



The master luminaires M5S5 are equipped with light and presence sensors and a control unit.



Luminaires are supplied with open ends. End faces and connectors must be ordered separately.



Dimensions

Type	Versions	LxBxH/DxH	A1	A3	KE X/Y
CUA./1200-1	LED	1179 x 109 x 54	900	276	0 / 33
CUA./1200-2	LED	1179 x 161 x 54	1000	176	0 / 56
CUA./1500-1	LED	1479 x 109 x 54	1200	276	0 / 33
CUA./1500-2	LED	1479 x 161 x 54	1300	176	0 / 56
CUAWF/1500-1	LED	1457 x 109 x 54	1200	254	0 / 33

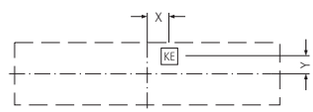

CUA. 1x ... CUA. 2x ...

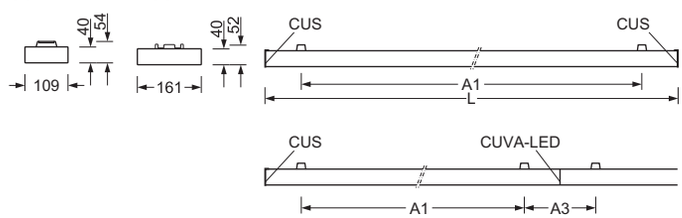



Products

Type	Lamps	lm/W	P_{Sys} [W]	Colour	Ballast	LxBxH/DxH	Art. no.	kg
Micro-parabolic louvre, silky matt direct distribution								
procube-CUAX/1200-1	LED 3400 840	120	28	vw	ED	1179 x 109 x 54	6040 1024 160	2,59
					DALI[1)]	1179 x 109 x 54	6040 1026 660	2,66
procube-CUAX/1200-2	LED 6800 840	121	57	vw	ED	1179 x 161 x 54	6040 2024 160	3,30
					DALI[1)]	1179 x 161 x 54	6040 2026 660	3,30
procube-CUAX/1500-1	LED 4300 840	120	36	vw	ED	1479 x 109 x 54	6040 3024 160	3,02
					DALI[1)]	1479 x 109 x 54	6040 3026 660	3,09
procube-CUAX/1500-2	LED 8500 840	121	71	vw	ED	1479 x 161 x 54	6040 4024 160	4,20
					DALI[1)]	1479 x 161 x 54	6040 4026 660	4,20
					DALI M5S5[2)]	1479 x 161 x 54	8440 4026 660	4,30
Fresnel lens direct asymmetrical distribution								
procube-CUAWF/1500-1	LED 4100 840	114	36	vw	ED	1457 x 109 x 54	6040 4024 190	4,00
					DALI[1)]	1457 x 109 x 54	6040 4026 690	4,10

[1)] : Luminaires suitable for IoT (Internet of Things)

[2)] : Luminaires with sensors





procube T5

▶136 ▶96 ▶46 ▶47

Products

Type	Lamps	P_{Sys} [W]	Colour	Ballast	LxBxH/DxH	Art. no.	kg
Diffuser, satined direct distribution							
procube-CUAG	T5 1x28/54W	58	vw	ECG	1179 x 109 x 46	6040 1944 180	2,10
			vw	ECG DALI[1)]	1179 x 109 x 46	6040 1946 680	2,10
	T5 1x35/49/80W	52	vw	ECG	1479 x 109 x 46	6040 1954 180	2,50
			vw	ECG DALI[1)]	1479 x 109 x 46	6040 1956 680	2,50
	T5 1x49W	52	vw	ECG EM-B3[2)]	1479 x 109 x 46	6040 1497 780	3,10
	T5 2x28/54W	116	vw	ECG	1179 x 161 x 46	6040 2944 180	2,50
			vw	ECG DALI[1)]	1179 x 161 x 46	6040 2946 680	2,50
	T5 2x35/49W	104	vw	ECG	1479 x 161 x 46	6040 2964 180	3,10
			vw	ECG DALI[1)]	1479 x 161 x 46	6040 2966 680	3,10
	T5 2x35W	76	vw	ECG EM-B3[2)]	1479 x 161 x 46	6040 2357 780	3,80
Micro-parabolic louvre, highly specular direct distribution							
procube-CUAD	T5 1x28/54W	58	vw	ECG	1179 x 109 x 46	6040 1944 170	2,10
			vw	ECG DALI[1)]	1179 x 109 x 46	6040 1946 670	2,10
	T5 1x35/49/80W	52	vw	ECG	1479 x 109 x 46	6040 1954 170	2,50
			vw	ECG DALI[1)]	1479 x 109 x 46	6040 1956 670	2,50
	T5 1x49W	52	vw	ECG EM-B3[2)]	1479 x 109 x 46	6040 1497 770	3,10
	T5 2x28/54W	116	vw	ECG	1179 x 161 x 46	6040 2944 170	2,60
			vw	ECG DALI[1)]	1179 x 161 x 46	6040 2946 670	2,60
	T5 2x35/49/80W	104	vw	ECG	1479 x 161 x 46	6040 2954 170	3,20
			vw	ECG DALI[1)]	1479 x 161 x 46	6040 2956 670	3,20
	T5 2x49W	104	vw	ECG EM-B3[2)]	1479 x 161 x 46	6040 2497 770	3,80
Micro-parabolic louvre, silky matt direct distribution							
procube-CUAX	T5 1x28/54W	58	vw	ECG	1179 x 109 x 46	6040 1944 160	2,10
			vw	ECG DALI[1)]	1179 x 109 x 46	6040 1946 660	2,10
	T5 1x35/49/80W	52	vw	ECG	1479 x 109 x 46	6040 1954 160	2,50
			vw	ECG DALI[1)]	1479 x 109 x 46	6040 1956 660	2,50
	T5 1x49W	52	vw	ECG EM-B3[2)]	1479 x 109 x 46	6040 1497 760	3,10
	T5 2x28/54W	116	vw	ECG	1179 x 161 x 46	6040 2944 160	2,60
			vw	ECG DALI[1)]	1179 x 161 x 46	6040 2946 660	2,60
	T5 2x35/49/80W	104	vw	ECG	1479 x 161 x 46	6040 2954 160	3,20
			vw	ECG DALI[1)]	1479 x 161 x 46	6040 2956 660	3,20
	T5 2x49W	104	vw	ECG EM-B3[2)]	1479 x 161 x 46	6040 2497 760	3,80
Wall washer, silky matt direct asymmetrical distribution							
procube-CUAWF	T5 1x28/54W	58	vw	ECG	1179 x 161 x 46	6040 1944 190	2,40
			vw	ECG DALI[1)]	1179 x 161 x 46	6040 1946 690	2,40
	T5 1x35/49/80W	52	vw	ECG	1479 x 161 x 46	6040 1954 190	2,70
			vw	ECG DALI[1)]	1479 x 161 x 46	6040 1956 690	2,70

[1)] : Luminaires suitable for IoT (Internet of Things)

[2)] : Luminaires with emergency light unit single battery 3h



procube surface-mounted accessories

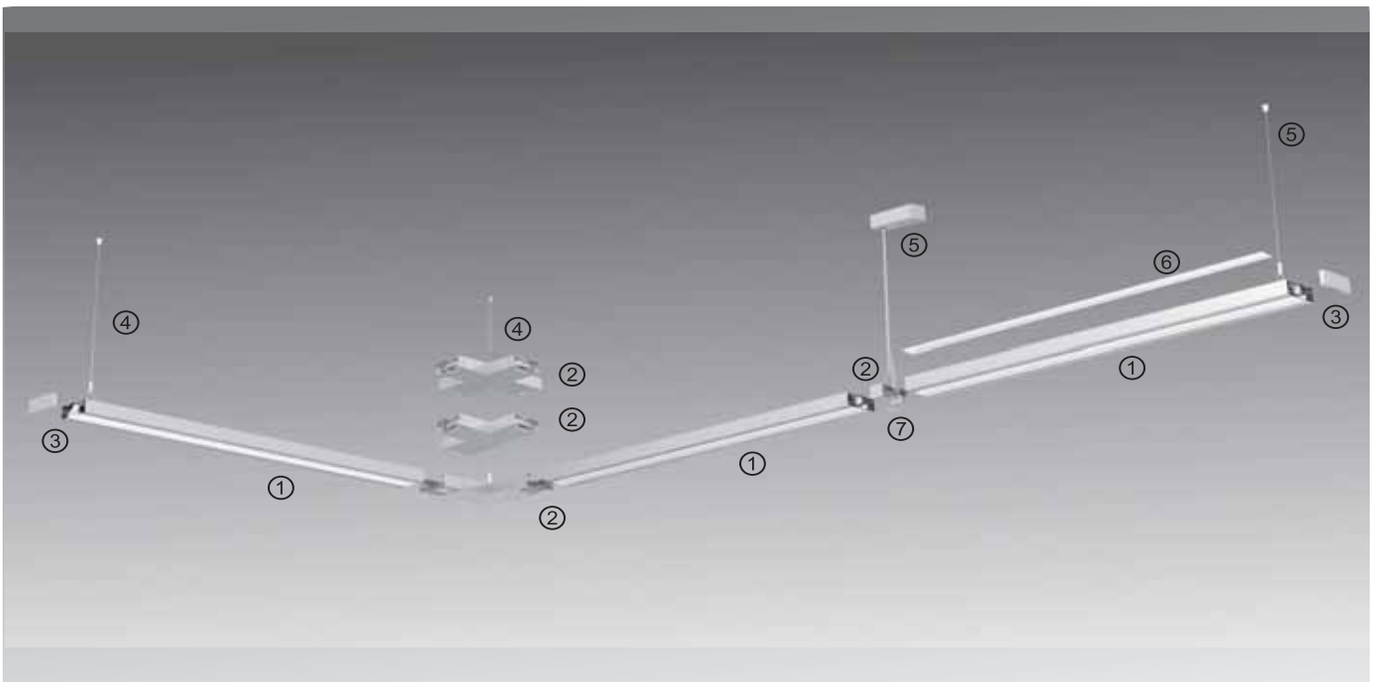

① procube with FLVWR through-wiring
② Luminaire connectors – straight, L, T and X shapes
③ Luminaire end faces kit CUS
④ Luminaire suspension SAY-DZ
⑤ Complete suspension set SAY-PS (incl. 1 x SAY-DZ)
⑥ Transparent cover indirect lighting component CUIA
⑦ Diffuser connector protection strip GSL



Accessories

	Type	Colour	Material	Details	Art. no.		kg
Design							
Diffuser connector	GSL -1	tz	PC	Protection strip for 1/.. hokal-HL..G, procube CU..G	8460 1001 100	1	0,06
	GSL -2	tz	PC	Protection strip for 2/.. hokal-HL..G, procube CU..G	8460 1002 100	1	0,06
End faces	procube -CUS -1	vw	St	for procube CUA. T5 1x.../-1 LED, CUAWF-1 LED	6049 1005 100	2	0,20
	procube -CUS -2	vw	St	for procube CUA. T5 2x.../-2 LED, CUAWF T5 1x...	6049 2005 100	2	0,33
Electrical technology							
Through-wiring cable	FLVWR 1500	ws	H05V2-U	5x1.5mm² for light run-capable LED/T5/T8 surface-mounted and suspended luminaires (ECG versions)	1945 1580 100	1	0,16
Light Control	LC-OM MASTER REMOTE PC KIT			Remote control for commissioning the DALIeco (M5S5) light control system	8450 1041 200	1	0,11
	LC-OM USER REMOTE			Remote control for the operation of the DALIeco (M5S5) light control system	8450 1042 100	1	0,11
Protection							
Protective cover IP20	CUIA-1 28/54	tp	Polymer	for procube-CUHI. 1x 28/54	6049 1940 100	1	0,15
	CUIA-1 35/49/80	tp	Polymer	for procube-CUHI. 1x 35/49/80	6049 1950 100	1	0,19
	CUIA-2 28/54	tp	Polymer	for procube-CUHI. 2x 28/54	6049 2940 100	1	0,21
	CUIA-2 35/49/80	tp	Polymer	for procube-CUHI. 2x 35/49/80	6049 2950 100	1	0,27
Mounting							
Complete suspension set	SAYE-PS 120 3x0,75	vw	Mix	Rectangular canopy L=160mm, metal ceiling cylinder, 2 wires D=1.2mm L=1900mm, 2 cross-spans L=120mm, white connection cable, for hokal, procube, cubus LED/T5, lens basic	9123 0023 121	1	0,30
	SAYE-PS 120 5x0,75	vw	Mix	Rectangular canopy L=160mm, metal ceiling cylinder, 2 wires D=1.2mm L=1900mm, 2 cross-spans L=120mm, white connection cable, for hokal, procube, cubus LED/T5, lens basic	9123 0025 121	1	0,35
Y-wire suspension	SAY -DZ 120	me	Mix	Metal ceiling cylinder, wire D=1.2mm L=1900mm, cross-span L=120mm (e.g. light run installation), for hokal, procube, cubus LED/T5	9163 9020 105	1	0,06
	SAG 2	ws	Polymer	Strain relief WAGO-terminal for suspension of surface-mounted luminaires	9593 2000 100	1	0,15
Counter-balance weight	SAG -ECG	sw	Mix	Electronic operating device weight compensation for cubus T5 1x, 2x, lens basic 1x, hokal HLA. T5, procube CUA. T5	9593 4350 100	1	0,35
Tool	SH 30	sw	Polymer	Suction holder, d=30mm for smooth diffuser covers, narrow design	9203 0030 100	1	0,06
	SH 55	sw	Polymer	Suction holder, d=55mm for smooth diffuser covers, broad design	9203 0065 100	1	0,08
Structure							
Luminaire connector	procube -CUV A-LED	vw	St	0° for procube CUA.-1/-2 LED	6049 1100 100	1	0,10
	procube -CUV -1	vw	St	0° for procube T5 1x.., CUH.-1 LED	6049 1000 100	1	0,10
	procube -CUV -2	vw	St	0° for procube T5 2x.., CUH.-2 LED	6049 2000 100	1	0,12
	procube -CUVE -1	vw	St	L 90° for procube T5 1x.., -1 LED, incl. wiring	6049 1002 100	1	0,50
	procube -CUVE -2	vw	St	L 90° for procube T5 2x.., -2 LED, incl. wiring	6049 2002 100	1	0,82
	procube -CUVK -1	vw	St	X 90° for procube T5 1x.., -1 LED, incl. wiring	6049 1004 100	1	0,70
	procube -CUVK -2	vw	St	X 90° for procube T5 2x.., -2 LED, incl. wiring	6049 2004 100	1	0,80
	procube -CUVT -1	vw	St	T 90° for procube T5 1x.., -1 LED, incl. wiring	6049 1003 100	1	0,60
	procube -CUVT -2	vw	St	T 90° for procube T5 2x.., -2 LED, incl. wiring	6049 2003 100	1	0,77


adam hall
CABLE

cubus



cubus – efficiency improvements made easy

- Light run-compatible, square-ended louvre luminaire
- Suitable for RE recessed luminaires
- Master luminaires for daylight linking with presence monitoring
- Sheet steel housing with plastic end faces
- With visually continuous louvres in light strip installations

Type overview

- RSAGC Diffuser, satined direct distribution
- RSAXC Parabolic louvre, silky matt direct distribution
- RWFAC Wall washer, silky matt direct asymmetrical distribution
- RSADC Parabolic louvre, highly specular direct distribution
- RSADAC Parabolic louvre, highly specular direct asymmetrical distribution
- RMAC Louvre, white direct distribution
- RSAXAC Parabolic louvre, silky matt direct asymmetrical distribution

cubus LED

▶136 ▶60 ▶52 ▶184 ▶188

IP 20

Mounting:
- Ceiling surface
- Mounting rail

Housing:
- Sheet steel housing, plastic end faces with integrated light run connectors

Lighting technology RSAGC:
- Diffuser, satined; PC plastic
- Lighting characteristic direct distribution

Lighting technology RSAXC:
- Parabolic louvre, silky matt; Aluminium
- Lighting characteristic direct distribution
- Suitable for VDU workstations, 65°< 1000 cd/m², UGR ≤ 19 in accordance with DIN-EN 12464-1

Lighting technology RWFAC:
- Wall washer, silky matt; Aluminium
- Lighting characteristic direct asymmetrical distribution

Lamp:
- LED 50000h L80/B10
- CRI ≥ 80 / 4000K

Switching:
- 1 Controller
- Electronic driver
- 230V 50Hz

Miscellaneous:
- Luminaires with integrated sensors and control available (T5)

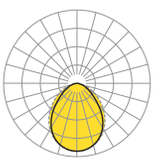

RSAGC-1500 LED
3200 lm 840

η_{LB}	100 %
lm/W	121
direct/indirect	100/0 %
UGR lat./long.	20,7/22,6

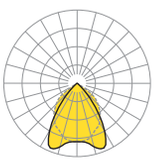

RSAXC-1200 LED
3100 lm 840

η_{LB}	100 %
lm/W	147
direct/indirect	100/0 %
UGR lat./long.	15,3/18,9
VDU	65° < 1000cd/m²



RWFAC-1500 LED
3700 lm 840

η_{LB}	100 %
lm/W	127
direct/indirect	100/0 %



If the plastic end faces are removed, the integrated light run connector enables the creation of a light run with a continuous louvre appearance.



Dimensions

Type	Versions	LxBxH/DxH	A1	A3	KE X/Y
R.AC-1200	LED	1188 x 140 x 69	800	376	80 / -41
R.AC-1500	LED	1488 x 140 x 69	1100	376	225 / -41
RWFAC-1500	LED	1488 x 140 x 69	1100	376	225 / -41

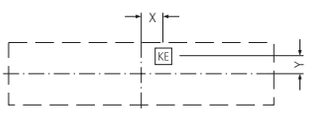

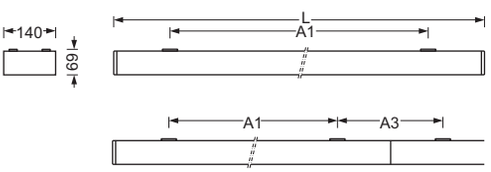





Products

Type	Lamps	lm/W	P_{Sys} [W]	Colour	Ballast	LxBxH/DxH	Art. no.	kg
Diffuser, satined direct distribution								
cubus-RSAGC-1200	LED 2600 840	121	21	vw	ED	1188 x 140 x 69	6504 0014 180	4,05
					DALI[1)]	1188 x 140 x 69	6504 0016 680	4,05
cubus-RSAGC-1500	LED 3200 840	121	26	vw	ED	1488 x 140 x 69	6504 0024 180	4,64
					DALI[1)]	1488 x 140 x 69	6504 0026 680	4,64
Parabolic louvre, silky matt direct distribution								
cubus-RSAXC-1200	LED 3100 840	147	21	vw	ED	1188 x 140 x 69	6504 0014 160	4,05
					DALI[1)]	1188 x 140 x 69	6504 0016 660	4,05
cubus-RSAXC-1500	LED 3900 840	147	26	vw	DALI[1)]	1488 x 140 x 69	6504 0026 660	4,64
	LED 4000 840	147	26	vw	ED	1488 x 140 x 69	6504 0024 160	4,64
Wall washer, silky matt direct asymmetrical distribution								
cubus-RWFAC-1500	LED 3700 840	127	29	vw	ED	1488 x 140 x 69	6504 0024 190	4,29

[1)] IoT: Luminaires suitable for IoT (Internet of Things)

Accessories

	Type	Colour	Material	Details	Art. no.		kg
Electrical technology							
Through-wiring cable	FLVWR 1500	ws	H05V2-U	5x1.5mm² for light run-capable LED/T5/T8 surface-mounted and suspended luminaires (ECG versions)	1945 1580 100	1	0,16
Mounting							
Tool	SH 55	sw	Polymer	Suction holder, d=55mm for smooth diffuser covers, broad design	9203 0065 100	1	0,08

cubus T5

▶136 ▶60 ▶54 ▶189

Products

Type	Lamps	P_{Sys} [W]	Colour	Ballast	LxBxH/DxH	Art. no.	kg
Parabolic louvre, highly specular direct asymmetrical distribution							
cubus-RSADAC	T5 1x28/54W	58	vw	ECG	1188 x 140 x 69	6504 1944 130	3,40
	T5 1x35/49/80W	52	vw	ECG	1488 x 140 x 69	6504 1954 130	2,80
Parabolic louvre, highly specular direct distribution							
cubus-RSADC	T5 1x28/54W	58	vw	ECG	1188 x 140 x 69	6504 1944 170	3,40
			vw	DALI[1)]	1188 x 140 x 69	6504 1946 670	2,80
	T5 1x35/49/80W	52	vw	ECG	1488 x 140 x 69	6504 1954 170	2,80
			vw	DALI[1)]	1488 x 140 x 69	6504 1956 670	3,63
	T5 1x49W	52	vw	ECG EM-B3[2)]	1488 x 140 x 69	6504 1497 770	4,28
	T5 1x80W	85	vw	ECG EM-B3[2)]	1488 x 140 x 69	6504 1807 770	4,18
	T5 2x35/49W	104	vw	ECG	1488 x 140 x 69	6504 2964 170	3,63
			vw	DALI[1)]	1488 x 140 x 69	6504 2966 670	3,63
	T5 2x49W	104	vw	ECG EM-B3[2)]	1488 x 140 x 69	6504 2497 770	4,58
Parabolic louvre, silky matt direct asymmetrical distribution							
cubus-RSAXAC	T5 1x28/54W	58	vw	ECG	1188 x 140 x 69	6504 1944 140	2,35
	T5 1x35/49/80W	52	vw	ECG	1488 x 140 x 69	6504 1954 140	2,74
Parabolic louvre, silky matt direct distribution							
cubus-RSAXC	T5 1x28/54W	58	vw	ECG	1188 x 140 x 69	6504 1944 161	2,35
	T5 1x35/49/80W	52	vw	ECG	1488 x 140 x 69	6504 1954 160	2,74
			vw	DALI[1)]	1488 x 140 x 69	6504 1956 660	3,57
	T5 1x49W	52	vw	ECG EM-B3[2)]	1488 x 140 x 69	6504 1497 760	4,22
	T5 1x80W	85	vw	ECG EM-B3[2)]	1488 x 140 x 69	6504 1807 760	4,13
	T5 2x35/49W	104	vw	ECG	1488 x 140 x 69	6504 2964 160	3,57
	T5 2x49W	104	vw	ECG EM-B3[2)]	1488 x 140 x 69	6504 2497 760	4,52
Louvre, white direct distribution							
cubus-RMAC	T5 1x28/54W	58	vw	ECG	1188 x 140 x 69	6504 1944 110	3,40
	T5 1x35/49/80W	52	vw	ECG	1488 x 140 x 69	6504 1954 110	2,80
	T5 1x49W	52	vw	ECG EM-B3[2)]	1488 x 140 x 69	6504 1497 710	4,28
	T5 1x80W	85	vw	ECG EM-B3[2)]	1488 x 140 x 69	6504 1807 710	4,19
	T5 2x35/49W	104	vw	ECG	1488 x 140 x 69	6504 2964 110	3,63
	T5 2x49W	104	vw	ECG EM-B3[2)]	1488 x 140 x 69	6504 2497 710	4,58
Wall washer, silky matt direct asymmetrical distribution							
cubus-RWFAC	T5 1x35/49/80W	52	vw	ECG	1488 x 140 x 69	6504 1954 190	3,63

[1)] : Luminaires suitable for IoT (Internet of Things)

[2)] : Luminaires with emergency light unit single battery 3h

Accessories

	Type	Colour	Material	Details	Art. no.		kg
Electrical technology							
Through-wiring cable	FLVWR 1500	ws	H05V2-U	5x1.5mm² for light run-capable LED/T5/T8 surface-mounted and suspended luminaires (ECG versions)	1945 1580 100	1	0,16
Mounting							
Complete suspension set	SAYE-PS 120 3x0,75	vw	Mix	Rectangular canopy L=160mm, metal ceiling cylinder, 2 wires D=1.2mm L=1900mm, 2 cross-spans L=120mm, white connection cable, for hokal, procube, cubus LED/T5, lens basic	9123 0023 121	1	0,30
	SAYE-PS 120 5x0,75	vw	Mix	Rectangular canopy L=160mm, metal ceiling cylinder, 2 wires D=1.2mm L=1900mm, 2 cross-spans L=120mm, white connection cable, for hokal, procube, cubus LED/T5, lens basic	9123 0025 121	1	0,35
Y-wire suspension	SAY -DZ 120	me	Mix	Metal ceiling cylinder, wire D=1.2mm L=1900mm, cross-span L=120mm (e.g. light run installation), for hokal, procube, cubus LED/T5	9163 9020 105	1	0,06
	SAG 2	ws	Polymer	Strain relief WAGO-terminal for suspension of surface-mounted luminaires	9593 2000 100	1	0,15
Suspension bracket	SAB 095	me	Inox	0° for T5 cubus	9591 5190 100	1	0,05
Counter-balance weight	SAG -ECG	sw	Mix	ECG weight compensation for cubus T5 1x, 2x, lens basic 1x, hokal HLA. T5, procube CUA. T5	9593 4350 100	1	0,35





peanut



peanut – also for damp rooms

- Universal, organically shaped, plastic surface-mounted luminaire
- Versatile lighting distributions for LED
- Good maintenance factor due to protected lighting technology in IP55 housing
- Attractive ceiling brightening due to an all-round translucent housing

Type overview

▸ corridor-AGI Diffuser, matt direct/indirect distribution

NEW

peanut LED

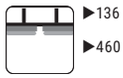

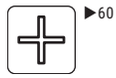

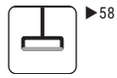

LED A++ IP 55

Mounting:
- Ceiling surface
- Mounting rail

Housing:
- Polycarbonate, injection-moulded, transparent

Lighting technology corridor-AGI:
- Diffuser, matt; PC plastic
- Lighting characteristic direct/indirect distribution

Lamp:
- LED 50000h L80/B10
- CRI ≥ 80 / 4000K

Switching:
- 1 Controller
- Electronic driver
- 230V 50Hz





Integrated cable ducts in the top of the housing facilitate simple and unobtrusive through-wiring for light runs.



Due to the material-free labyrinth seal the housing is transparent even around the joint.



The diffuser is securely closed and easely opened at the intended points without clips.

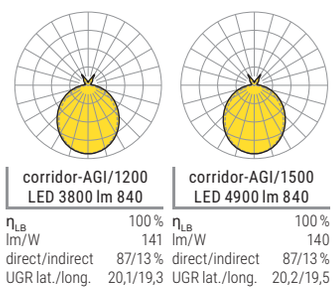

Dimensions

Type	Versions	LxBxH/DxH	A1	KE X/Y
corridor-A./1200	LED	1260 x 158 x 76	800	0 / 0
corridor-A./1500	LED	1563 x 158 x 76	800	0 / 0

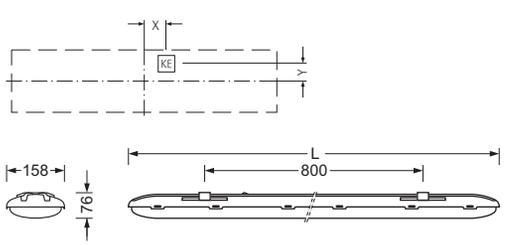

Products

Type	Lamps	lm/W	P_{Sys} [W]	Colour	Ballast	LxBxH/DxH	Art. no.	kg
Diffuser, matt direct/indirect distribution								
peanut corridor-AGI/1200	LED 3800 840	141	27	tz	ED	1260 x 158 x 76	5261 0044 180	2,20
					DALI[1)]	1260 x 158 x 76	5261 0046 680	2,20
peanut corridor-AGI/1500	LED 4900 840	140	35	tz	ED	1563 x 158 x 76	5261 0034 180	2,75
					DALI[1)]	1563 x 158 x 76	5261 0036 680	2,75
	LED 6300 840	133	47	tz	ED	1563 x 158 x 76	5261 0094 180	2,75
					DALI[1)]	1563 x 158 x 76	5261 0096 680	2,75

[1)] IoT: Luminaires suitable for IoT (Internet of Things)


006


KLOTZ
CABLES
KLOTZ
CABLES

UA



UA – square luminaire concept

- Square surface-mounted louvre luminaire for LED or T5
- Suitable for UE recessed luminaires
- Sheet steel housing with cubic profile and welded end face

Type overview

- UAX Parabolic louvre, silky matt direct distribution
- UAD Parabolic louvre, highly specular direct distribution
- UAM Louvre, white direct distribution

UA LED

▶184
▶188

LED A++ 1000 19 IP 20

Mounting:
• Ceiling surface
Housing:
• Sheet steel housing
Lighting technology UAX:
• Parabolic louvre, silky matt; aluminium
• Lighting characteristic direct distribution
• Suitable for VDU workstations, 65°< 1000 cd/m², UGR ≤ 19 in accordance with DIN-EN 12464-1
Lamp:
• LED 50000h L80/B10
• CRI ≥ 80 / 4000K
Switching:
• 1 Controller
• Electronic driver
• 230V 50Hz



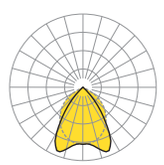

UAX LED 4000 lm 840

η_{LB}	100 %
lm/W	144
direct/indirect	100/0 %
UGR lat./long.	11,5/16,7
VDU	65° < 1000cd/m²

Dimensions

Type	Versions	LxBxH/DxH	A1	A4	KE X/Y
UA.	LED	600 x 600 x 63	400	400	0 / 15

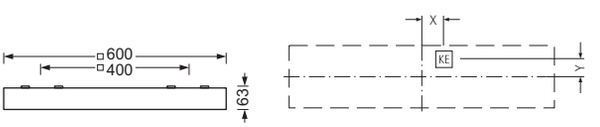

Products

Type	Lamps	lm/W	P_{Sys} [W]	Colour	Ballast	LxBxH/DxH	Art. no.	kg
Parabolic louvre, silky matt direct distribution								
UAX	LED 4000 840	144	29	vw	ED	600 x 600 x 63	6507 0504 160	4,45
					DALI[1)]	600 x 600 x 63	6507 0506 660	4,50

[1)] IoT: Luminaires suitable for IoT (Internet of Things)

UA T5

▶189

Products

Type	Lamps	P_{Sys} [W]	Colour	Ballast	LxBxH/DxH	Art. no.	kg
Parabolic louvre, highly specular direct distribution							
UAD	T5 3x14W	48	vw	ECG	600 x 600 x 63	6507 3144 170	4,46
	T5 3x24W	78	vw	ECG	600 x 600 x 63	6507 3244 170	4,46
	T5 4x14W	64	vw	ECG	600 x 600 x 63	6507 4144 170	4,29
			vw	DALI[1)]	600 x 600 x 63	6507 4146 670	4,29
			vw	ECG EM-B3[2)]	600 x 600 x 63	6507 4147 770	4,91
	T5 4x24W	104	vw	ECG	600 x 600 x 63	6507 4244 170	4,29
			vw	DALI[1)]	600 x 600 x 63	6507 4246 670	4,29
			vw	ECG EM-B3[2)]	600 x 600 x 63	6507 4247 770	4,85
Parabolic louvre, silky matt direct distribution							
UAX	T5 3x14W	48	vw	ECG	600 x 600 x 63	6507 3144 160	4,39
	T5 3x24W	78	vw	ECG	600 x 600 x 63	6507 3244 160	4,39
	T5 4x14W	64	vw	ECG	600 x 600 x 63	6507 4144 160	4,19
			vw	DALI[1)]	600 x 600 x 63	6507 4146 660	4,19
			vw	ECG EM-B3[2)]	600 x 600 x 63	6507 4147 760	4,81
	T5 4x24W	104	vw	ECG	600 x 600 x 63	6507 4244 160	4,19
			vw	DALI[1)]	600 x 600 x 63	6507 4246 660	4,19
			vw	ECG EM-B3[2)]	600 x 600 x 63	6507 4247 760	4,73
Louvre, white direct distribution							
UAM	T5 3x14W	48	vw	ECG	600 x 600 x 63	6504 3144 110	4,57
	T5 3x24W	78	vw	ECG	600 x 600 x 63	6504 3244 110	4,57
	T5 4x14W	64	vw	ECG	600 x 600 x 63	6504 4144 110	4,43
			vw	DALI[1)]	600 x 600 x 63	6504 4146 610	4,43
			vw	ECG EM-B3[2)]	600 x 600 x 63	6504 4147 710	4,91
	T5 4x24W	104	vw	ECG	600 x 600 x 63	6504 4244 110	4,43
			vw	DALI[1)]	600 x 600 x 63	6504 4246 610	4,43
			vw	ECG EM-B3[2)]	600 x 600 x 63	6504 4247 710	4,83

[1)] : Luminaires suitable for IoT (Internet of Things)

[2)] : Luminaires with emergency light unit single battery 3h







wotek

wotek – soft and puristic light

- LED diffuser luminaire in a variety of forms
- Soft light due to opal diffuser
- Clearly defined edges
- Acrylic diffuser with sheet steel housing IP54

LED 5 years warranty

Type overview

▸ WKO Diffuser, opal direct/indirect distribution

wotek LED

IP 54

Mounting:
- Ceiling surface
- Wall mounting

Housing:
- Sheet steel

Lighting technology WKO:
- Diffuser, opal; PMMA plastic
- Lighting characteristic direct/indirect distribution
- Suitable for VDU workstations, 65°< 3000 cd/m²

Lamp:
- LED 50000h L80/B10
- CRI ≥ 80 / 3000K, 4000K

Switching:
- The number of control gears varies according to the version
- Electronic driver 230-240V/0Hz/50-60Hz
- 230V 50Hz

Mounting instructions:
- Note on protection rating:
  IP54 for ceiling mounting,
  IP44 for wall mounting





WKO/1500 LED 4600 lm 840		WKO/300 LED 1600 lm 840		WKO/600 LED 6000 lm 840	
η_{LB}	100 %	η_{LB}	100 %	η_{LB}	100 %
lm/W	127	lm/W	127	lm/W	123
direct/indirect	77/23 %	direct/indirect	86/14 %	direct/indirect	93/7 %
UGR lat./long.	22,0/19,2	UGR lat./long.	19,9/19,9	UGR lat./long.	20,7/20,7
		VDU	65° < 3000cd/m²		

Dimensions

Type	Versions	LxBxH/DxH	A1	A3	A4	KE X/Y
WK./1200	LED	1210 x 120 x 90	1050	160	-	30 / 0
WK./1500	LED	1510 x 120 x 90	1100	410	-	30 / 0
WK./300	LED	310 x 310 x 90	-	-	220	0 / 110
WK./600	LED	620 x 620 x 90	-	-	440	0 / 220

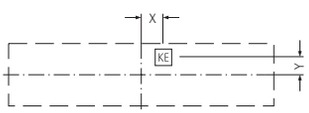

WK. WK./300, WK./600

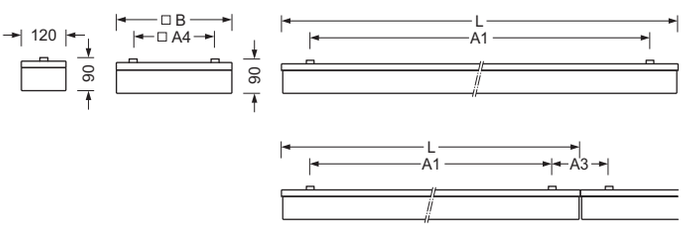





Products

Type	Lamps	lm/W	P_{Sys} [W]	Colour	Ballast	LxBxH/DxH	Art. no.	kg
Diffuser, opal direct/indirect distribution								
wotek-WKO/1200	LED 3500 830	123	28	vw	ED	1210 x 120 x 90	2170 2024 180	3,10
					DALI[1)]	1210 x 120 x 90	2170 2026 680	3,10
	LED 3600 840	128	28	vw	ED EM-B3[2)]	1210 x 120 x 90	2170 2314 180	3,77
					DALI EM-B3[2)]	1210 x 120 x 90	2170 2316 680	3,77
					ED	1210 x 120 x 90	2170 2014 180	3,10
					DALI[1)]	1210 x 120 x 90	2170 2016 680	3,10
wotek-WKO/1500	LED 4500 830	123	36	vw	ED	1510 x 120 x 90	2170 5024 180	3,76
					DALI[1)]	1510 x 120 x 90	2170 5026 680	3,76
	LED 4600 840	127	36	vw	ED EM-B3[2)]	1510 x 120 x 90	2170 5314 180	4,39
					DALI EM-B3[2)]	1510 x 120 x 90	2170 5316 680	4,39
					ED	1510 x 120 x 90	2170 5014 180	3,76
					DALI[1)]	1510 x 120 x 90	2170 5016 680	3,76
wotek-WKO/300	LED 1500 830	119	12	vw	ED	310 x 310 x 90	2170 3024 180	1,66
	LED 1600 840	127	12	vw	ED	310 x 310 x 90	2170 3014 180	1,66
wotek-WKO/600	LED 5700 830	115	49	vw	ED	620 x 620 x 90	2170 6024 180	6,08
					DALI[1)]	620 x 620 x 90	2170 6026 680	6,08
	LED 6000 840	123	49	vw	ED	620 x 620 x 90	2170 6014 180	6,08
					DALI[1)]	620 x 620 x 90	2170 6016 680	6,08

[1)] IoT: Luminaires suitable for IoT (Internet of Things)

[2)] +: Luminaires with emergency light unit single battery 3h

Replacement parts

	Type	Colour	Material	Details	Art. no.		kg
Lighting technology							
Diffuser	Wanne WKO /1200	tz	PMMA	for WKO/1200 LED	2170 1200 180	1	0,80
	Wanne WKO /1500	tz	PMMA	for WKO/1500 LED	2170 1500 180	1	0,92
	Wanne WKO /0300	tz	PMMA	for WKO/300 LED	2170 0300 180	1	0,42
	Wanne WKO /0600	tz	PMMA	for WKO/600 LED	2170 0600 180	1	1,49



lens pro



lens pro – professional and protected

- LED luminaire for wall and ceiling surface-mounting as well as suspended installation
- Diffuser luminaire in IP44 with opal inner prism diffuser profile
- Optionally with acrylic or polycarbonate diffuser
- Sheet steel housing with screwed polycarbonate end faces for higher safety

LED 5 years warranty

Type overview

- LPAK Diffuser, opal direct distribution
- LPAKPC Diffuser, opal direct distribution impact-resistant

NEW

lens pro LED

IP 44

Mounting:
- Ceiling surface
- Suspended
- Wall mounting

Housing:
- Sheet steel profile, front sides made of polycarbonate

Lighting technology LPAK:
- IK04
- Diffuser, opal; PMMA plastic
- Lighting characteristic direct distribution

Lighting technology LPAKPC:
- IK06
- Diffuser, opal; PC plastic
- Lighting characteristic direct distribution

Lamp:
- LED 50000h L80/B10
- CRI ≥ 80 / 3000K, 4000K

Switching:
- 1 Controller
- Electronic driver
- 230V 50Hz

Accessories:
- Complete LPA-PS suspension set for suspended mounting must be ordered separately



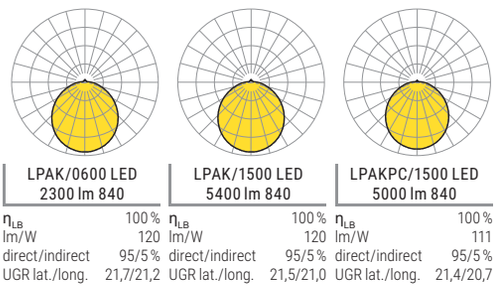

LPAK/0600 LED 2300 lm 840		LPAK/1500 LED 5400 lm 840		LPAKPC/1500 LED 5000 lm 840	
η_{LB}	100 %	η_{LB}	100 %	η_{LB}	100 %
lm/W	120	lm/W	120	lm/W	111
direct/indirect	95/5 %	direct/indirect	95/5 %	direct/indirect	95/5 %
UGR lat./long.	21,7/21,2	UGR lat./long.	21,5/21,0	UGR lat./long.	21,4/20,7

Dimensions

Type	Versions	LxBxH/DxH	A1	A3	KE X/Y
LPA./0600	LED	604 x 218 x 80	520	234	65 / 0
LPA./1200	LED	1204 x 218 x 80	900	454	0 / 0
LPA./1500	LED	1504 x 218 x 80	1100	554	0 / 0

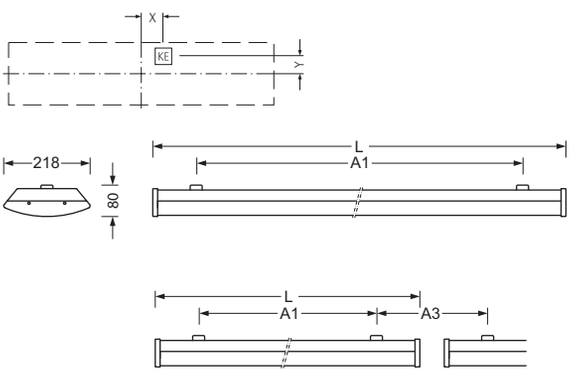

Products

Type	Lamps	lm/W	P_{Sys} [W]	Colour	Ballast	LxBxH/DxH	Art. no.	kg
Diffuser, opal direct distribution								
lens pro-LPAK/0600	LED 2100 830	114	19	vw	ED	604 x 218 x 80	2166 6224 180	2,10
					DALI[1]	604 x 218 x 80	2166 6226 680	2,10
	LED 2300 840	120	19	vw	ED	604 x 218 x 80	2166 6214 180	2,10
					DALI[1]	604 x 218 x 80	2166 6216 680	2,10
lens pro-LPAK/1200	LED 4100 830	114	36	vw	ED	1204 x 218 x 80	2166 2224 180	2,75
					DALI[1]	1204 x 218 x 80	2166 2226 680	2,75
	LED 4300 840	120	36	vw	ED	1204 x 218 x 80	2166 2214 180	2,75
					DALI[1]	1204 x 218 x 80	2166 2216 680	2,75
lens pro-LPAK/1500	LED 5100 830	114	45	vw	ED	1504 x 218 x 80	2166 5224 180	3,25
					DALI[1]	1504 x 218 x 80	2166 5226 680	3,25
	LED 5400 840	120	45	vw	ED	1504 x 218 x 80	2166 5214 180	3,25
					DALI[1]	1504 x 218 x 80	2166 5216 680	3,25
					ED EM-B3[2]	1504 x 218 x 80	2166 5217 780	3,50
Diffuser, opal direct distribution impact-resistant								
lens pro-LPAKPC/0600	LED 2000 830	106	19	vw	ED	604 x 218 x 80	2166 6224 181	2,10
					DALI[1]	604 x 218 x 80	2166 6226 681	2,10
	LED 2100 840	111	19	vw	ED	604 x 218 x 80	2166 6214 181	2,10
					DALI[1]	604 x 218 x 80	2166 6216 681	2,10
lens pro-LPAKPC/1200	LED 3800 830	106	36	vw	ED	1204 x 218 x 80	2166 2224 181	2,75
					DALI[1]	1204 x 218 x 80	2166 2226 681	2,75
	LED 4000 840	112	36	vw	ED	1204 x 218 x 80	2166 2214 181	2,75
					DALI[1]	1204 x 218 x 80	2166 2216 681	2,75
lens pro-LPAKPC/1500	LED 4800 830	106	45	vw	ED	1504 x 218 x 80	2166 5224 181	3,25
					DALI[1]	1504 x 218 x 80	2166 5226 681	3,25
	LED 5000 840	111	45	vw	ED	1504 x 218 x 80	2166 5214 181	3,25
					DALI[1]	1504 x 218 x 80	2166 5216 681	3,25
					ED EM-B3[2]	1504 x 218 x 80	2166 5217 781	3,50

[1] IoT: Luminaires suitable for IoT (Internet of Things)

[2] +: Luminaires with emergency light unit single battery 3h

Accessories

	Type	Colour	Material	Details	Art. no.		kg
Mounting							
Complete suspension set	LPA-PS 120 3x0,75	vw	Mix	Bracket, canopy D=123mm, wire D=1mm, L=1700mm, 3x0.75mm² for lens pro LED	2166 9003 100	1	0,59
	LPA-PS 120 5x0,75	vw	Mix	Bracket, canopy D=123mm, wire D=1mm, L=1700mm, 5x0.75mm² for lens pro LED	2166 9005 100	1	0,63

Replacement parts

	Type	Colour	Material	Details	Art. no.		kg
Lighting technology							
Diffuser	Wanne LPAK 1200	tz	PMMA	for LPAK/1200	2166 1200 180	1	0,72
	Wanne LPAK 1500	tz	PMMA	for LPAK/1500	2166 1500 180	1	0,91
	Wanne LPAK 0600	tz	PMMA	for LPAK/0600	2166 0600 180	1	0,37
	Wanne LPAKPC 1200	tz	PC	for LPAKPC/1200	2166 1200 181	1	0,72
	Wanne LPAKPC 1500	tz	PC	for LPAKPC/1500	2166 1500 181	1	0,91
	Wanne LPAKPC 0600	tz	PC	for LPAKPC/0600	2166 0600 181	1	0,37



lens basic



lens basic – has its own technical structure and character

- Modern diffuser luminaire for T5
- Surface-mounted luminaires with opal diffuser profiles
- White acrylic opal diffuser
- Sheet steel housing with attached polycarbonate end faces

Type overview

▸ LBAK Diffuser, opal direct distribution

lens basic T5

▶136

IK05 CE IP 40

Mounting:
- Ceiling surface
- Mounting rail
- Suspended

Housing:
- Sheet steel profile, front sides made of polycarbonate

Lighting technology LBAK:
- Diffuser, opal; PMMA plastic
- Lighting characteristic direct distribution

Lamp:
- For fitting with lamp(s) T5

Switching:
- 1 Controller
- Electronic driver
- 230V 50Hz

Accessories:
- The SAG-ECG counterweight is recommended for a suspended mounting of single-lamp luminaires. Further more, the SAGB suspension kit and the SAYE-PS suspension set must be ordered separately for a suspended mounting.



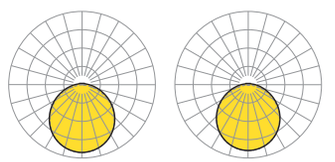

LBAK 1x T5 49 W		LBAK 2x T5 54 W	
η_{LB}	80 %	η_{LB}	72 %
direct/indirect	96/4 %	direct/indirect	97/3 %
UGR lat./long.	20,0/19,3	UGR lat./long.	23,0/22,2

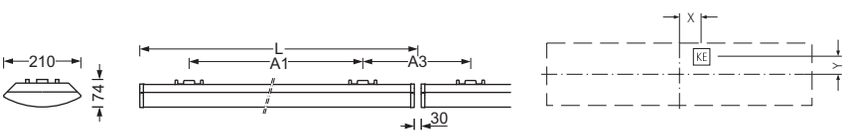

Products

Type	Lamps	P_{Sys} [W]	Colour	Ballast	LxBxH/DxH	Art. no.	kg
Diffuser, opal direct distribution							
lens basic-LBAK	T5 1x14/24W	16	vw	ECG	603 x 210 x 74	2150 1924 180	0,95
	T5 1x21/39W	23	vw	ECG	903 x 210 x 74	2150 1934 180	2,32
	T5 1x28/54W	58	vw	ECG	1203 x 210 x 74	2150 1944 180	3,00
	T5 1x35/49/80W	52	vw	ECG	1503 x 210 x 74	2150 1954 180	3,20
	T5 1x49W	52	vw	ECG EM-B1[1)]	1503 x 210 x 74	2150 1497 180	3,73
			vw	ECG EM-B3[1)]	1503 x 210 x 74	2150 1497 780	3,80
	T5 1x80W	85	vw	ECG EM-B1[1)]	1503 x 210 x 74	2150 1807 180	3,05
			vw	ECG EM-B3[1)]	1503 x 210 x 74	2150 1807 780	3,12
	T5 2x14/24W	23	vw	ECG	603 x 210 x 74	2150 2924 180	0,95
	T5 2x21/39W	46	vw	ECG	903 x 210 x 74	2150 2934 180	2,32
	T5 2x28/54W	116	vw	ECG	1203 x 210 x 74	2150 2944 180	3,30
	T5 2x35/49W	104	vw	ECG	1503 x 210 x 74	2150 2964 180	3,80
	T5 2x49W	104	vw	ECG EM-B1[1)]	1503 x 210 x 74	2150 2497 180	4,03
			vw	ECG EM-B3[1)]	1503 x 210 x 74	2150 2497 780	4,10

[1)] +: Luminaires with emergency light unit single battery 1h + 3h

Accessories

	Type	Colour	Material	Details	Art. no.		kg
Mounting							
Complete suspension set	SAYE-PS 120 3x0,75	vw	Mix	Rectangular canopy L=160mm, metal ceiling cylinder, 2 wires D=1.2mm L=1900mm, 2 cross-spans L=120mm, white connection cable, for hokal, procube, cubus LED/T5, lens basic	9123 0023 121	1	0,30
	SAYE-PS 120 5x0,75	vw	Mix	Rectangular canopy L=160mm, metal ceiling cylinder, 2 wires D=1.2mm L=1900mm, 2 cross-spans L=120mm, white connection cable, for hokal, procube, cubus LED/T5, lens basic	9123 0025 121	1	0,35
Suspension bracket	SAGB	me	St.galv.	Bracket for lens basic	9593 5000 100	2	0,15
Counter-balance weight	SAG -EVG	sw	Mix	ECG weight compensation for cubus T5 1x, 2x, lens basic 1x, hokal HLA. T5, procube CUA. T5	9593 4350 100	1	0,35

Replacement parts

	Type	Colour	Material	Details	Art. no.		kg
Lighting technology							
Diffuser profile	Wannenprofil LBAK T5 14/24	tz	PMMA	for LBAK T5 1x14/24, 2x14/24	2150 9920 180	1	0,41
	Wannenprofil LBAK T5 21/39	tz	PMMA	for LBAK T5 1x21/39, 2x21/39	2150 9930 180	1	0,61
	Wannenprofil LBAK T5 28/54	tz	PMMA	for LBAK T5 1x28/54, 2x28/54	2150 9940 180	1	0,81
	Wannenprofil LBAK T5 35/49/80	tz	PMMA	for LBAK T5 1x35/49/80, 2x35/49	2150 9950 180	1	1,01





KL



KL surface-mounted diffuser luminaires – eternal classics

- Classic diffuser luminaires with protection rating IP50
- Surface-mounted luminaires with opal or prismatic diffusers
- Deep-drawn acrylic diffuser with sheet steel housing

LED 5 years warranty

Type overview

- KLKF Diffuser, opal direct/indirect distribution
- KLPF Diffuser, prismatic direct/indirect distribution

KL LED

▶136

LED A++ A+ IP 50

Mounting:
- Ceiling surface
- Mounting rail
- Wall mounting
- Suspended

Housing:
- Sheet steel

Lighting technology KLKF:
- Diffuser, opal; PMMA plastic
- Lighting characteristic direct/indirect distribution

Lamp:
- LED 50000h L80/B10
- CRI ≥ 80 / 3000K, 4000K

Switching:
- 1 Controller
- Electronic driver
- 230V 50Hz

Mounting instructions:
- Note on protection rating:
  IP50 for ceiling and wall mounting,
  IP40 for mounting rails and suspended installations





KLKF/1200 LED 3400 lm 840	KLKF/1500 LED 3900 lm 830	KLKF/1200 LED 4700 lm 840
η_{LB} 100 %	η_{LB} 100 %	η_{LB} 100 %
lm/W 135	lm/W 128	lm/W 126
direct/indirect 82/18 %	direct/indirect 82/18 %	direct/indirect 82/18 %
UGR lat./long. 22,4/20,4	UGR lat./long. 22,2/20,2	UGR lat./long. 23,5/21,6

Dimensions

Type	Versions	LxBxH/DxH	A1	A3	KE X/Y
KL./0600	LED	615 x 90 x 71	490	130	160 / 0
KL./1200	LED	1215 x 90 x 71	900	320	40 / 0
KL./1500	LED	1515 x 90 x 71	1100	420	30 / 0

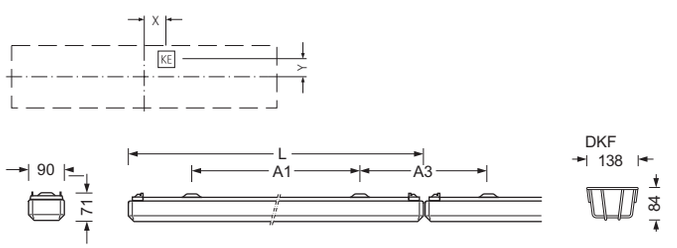

Products

Type	Lamps	lm/W	P_{Sys} [W]	Colour	Ballast	LxBxH/DxH	Art. no.	kg
Diffuser, opal direct/indirect distribution								
KLKF/0600	LED 2300 830	119	20	vw	ED	615 x 90 x 71	2110 0624 120	1,55
	LED 2500 840	125	20	vw	ED	615 x 90 x 71	2110 0614 120	1,55
KLKF/1200	LED 3200 830	129	25	vw	ED	1215 x 90 x 71	2110 1224 120	2,10
					DALI[1)]	1215 x 90 x 71	2110 1226 620	2,10
	LED 3400 840	135	25	vw	ED	1215 x 90 x 71	2110 1214 120	2,10
					DALI[1)]	1215 x 90 x 71	2110 1216 620	2,10
	LED 4500 830	120	37	vw	ED	1215 x 90 x 71	2110 0224 120	2,10
					DALI[1)]	1215 x 90 x 71	2110 0226 620	1,85
	LED 4700 840	126	37	vw	ED	1215 x 90 x 71	2110 0214 120	2,10
					DALI[1)]	1215 x 90 x 71	2110 0216 620	2,10
KLKF/1500	LED 3900 830	128	31	vw	ED	1515 x 90 x 71	2110 1524 120	2,60
					DALI[1)]	1515 x 90 x 71	2110 1526 620	2,60
	LED 4200 840	135	31	vw	ED	1515 x 90 x 71	2110 1514 120	2,60
					DALI[1)]	1515 x 90 x 71	2110 1516 620	2,60
	LED 5600 830	120	47	vw	ED	1515 x 90 x 71	2110 0524 120	2,60
					DALI[1)]	1515 x 90 x 71	2110 0526 620	2,30
	LED 5900 840	126	47	vw	ED	1515 x 90 x 71	2110 0514 120	2,60
					DALI[1)]	1515 x 90 x 71	2110 0516 620	2,30

[1)] IoT: Luminaires suitable for IoT (Internet of Things)

Accessories

	Type	Colour	Material	Details	Art. no.		kg
Protection							
Protective wire cage	DKF 0600	gecr	St.galv.	for PA T8 1x18, KLKF/0600 LED	5976 1180 100	1	0,72
	DKF 1200	gecr	St.galv.	for parsa; PU, PUPC T5 1x28/54, 2x28; PA, PC, T8 1x36; KLKF/200 LED	5976 1360 100	1	1,23
	DKF 1500	gecr	St.galv.	for parsa; PU, PUPC T5 1x35/49/80, 2x35/49; PA, PC, T8 1x58; KLKF/1500 LED	5976 1580 100	1	1,54
Protective cage mounting	DKF -HBK	vw	St.galv.	Retaining bracket for DKF	5976 1100 100	2	0,17
Mounting							
Chain suspension	KAH	ws	PA	Suspension hook for ILG, KLKF LED	5910 2000 100	2	0,10
Structure							
Luminaires fixing	SDLA	me	St.galv.	for SDT Basic	1890 0058 100	1	0,03

Replacement parts

	Type	Colour	Material	Details	Art. no.			kg
Lighting technology								
Diffuser	Wanne KLKF LED 0600	tz	PMMA	für KLKF 0600 LED	2110 9600 120	22,00	1	0,20
	Wanne KLKF LED 1200	tz	PMMA	für KLKF 1200 LED	2110 9200 120	26,00	1	0,38
	Wanne KLKF LED 1500	tz	PMMA	für KLKF 1500 LED	2110 9500 120	28,00	1	0,41

KL T8

▶136

Products

Type	Lamps	P_{Sys} [W]	Colour	Ballast	LxBxH/DxH	Art. no.	kg
Diffuser, opal direct/indirect distribution							
KLKF	T8 1x18W	19	vw	ECG	660 x 106 x 88	2110 1184 120	1,05
	T8 1x36W	36	vw	ECG	1270 x 106 x 88	2110 1364 120	1,60
	T8 1x58W	55	vw	ECG	1570 x 106 x 88	2110 1584 120	2,20
	T8 2x36W	72	vw	ECG	1270 x 190 x 88	2110 2364 120	2,85
	T8 2x58W	110	vw	ECG	1570 x 190 x 88	2110 2584 120	3,40
	T8 4x18W	76	vw	ECG	665 x 665 x 92	2110 4184 120	6,80
Diffuser, prismatic direct/indirect distribution							
KLPF	T8 1x18W	19	vw	ECG	660 x 106 x 88	2110 1184 130	1,05
	T8 1x36W	36	vw	ECG	1270 x 106 x 88	2110 1364 130	1,75
	T8 1x58W	55	vw	ECG	1570 x 106 x 88	2110 1584 130	2,25
	T8 2x36W	72	vw	ECG	1270 x 190 x 88	2110 2364 130	2,80
	T8 2x58W	110	vw	ECG	1570 x 190 x 88	2110 2584 130	3,32
	T8 4x18W	76	vw	ECG	665 x 665 x 92	2110 4184 130	6,80

Accessories

	Type	Colour	Material	Details	Art. no.		kg
Electrical technology							
Emergency lamp socket	E14 H	ws	Polymer	E14/IT-25 horiz. for T8	9452 0320 100	1	0,20
Protection							
Protective wire cage	DKK 1200	gecr	St.galv.	for KL..T8	2916 9360 100	1	2,19
	DKK 1500	gecr	St.galv.	for KL..T8	2916 9580 100	1	2,70
Protective cage mounting	DKK -HB	vw	St.galv.	Retaining bracket for DKK	2916 9000 100	2	0,10

Replacement parts

	Type	Colour	Material	Details	Art. no.		kg
Lighting technology							
Diffuser	Wanne KLKF 1/0600	tz	PMMA	for KLKF T8 1x18	9247 1180 100	1	0,18
	Wanne KLKF 1/1200	tz	PMMA	for KLKF T8 1x36	9247 1360 100	1	0,48
	Wanne KLKF 1/1500	tz	PMMA	for KLKF T8 1x58	9247 1580 100	1	0,53
	Wanne KLKF 2/1200	tz	PMMA	for KLKF T8 2/36	9247 2360 100	1	0,75
	Wanne KLKF 2/1500	tz	PMMA	for KLKF T8 2x58	9247 2580 100	1	0,77
	Wanne KLKF 4/0600	tz	PMMA	for KLKF T8 4x18	9247 4180 100	1	1,72
	Wanne KLPF 1/0600	tp	PMMA	for KLPF T8 1x18	9248 1180 100	1	0,18
	Wanne KLPF 1/1200	tp	PMMA	for KLPF T8 1x36	9248 1360 100	1	0,48
	Wanne KLPF 1/1500	tp	PMMA	for KLPF T8 1x58	9248 1580 100	1	0,53
	Wanne KLPF 2/1200	tp	PMMA	for KLPF T8 2x36	9248 2360 100	1	0,75
	Wanne KLPF 2/1500	tp	PMMA	for KLPF T8 2x58	9248 2580 100	1	0,77
	Wanne KLPF 4/0600	tp	PMMA	for KLPF T8 4x18	9248 4180 100	1	1,71


Aufgehender Stern



WL



WL ceiling diffuser luminaires – day-to-day problem-solvers

- Diffuser luminaires for wall and ceiling installation
- Classic shapes
- Opal tinted acrylic diffuser

LED 5 years warranty

Type overview

- WBLR Diffuser, opal direct/indirect distribution
- WQL Diffuser, opal direct/indirect distribution

WBLR LED

▶136

LED A+ A++ 3000 650°C IK03 IP 40

Mounting:
- Ceiling surface
- Wall mounting

Housing:
- Sheet steel

Lighting technology WBLR:
- Diffuser, opal; PMMA plastic
- Lighting characteristic direct/indirect distribution
- Suitable for VDU workstations, 65°< 3000 cd/m²

Lamp:
- LED 50000h L80/B10
- CRI ≥ 80 / 3000K, 4000K

Switching:
- 1 Controller
- Electronic driver
- 230V 50Hz

Miscellaneous:
- Luminaires with integrated sensors available



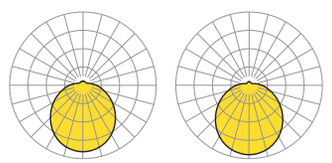

WBLR/500 LED 4600 lm 840		WBLR/300 LED 1200 lm 840	
η_{LB}	100 %	η_{LB}	100 %
lm/W	124	lm/W	134
direct/indirect	86/14 %	direct/indirect	88/12 %
UGR lat./long.	21,5/21,5	UGR lat./long.	20,0/20,0
		VDU	65° < 3000cd/m²

Dimensions

Type	Versions	LxBxH/DxH	A1	KE X/Y
WBLR/300	LED	302 x 105	208	60 / 0
WBLR/400	LED	373 x 125	272	77 / 0
WBLR/500	LED	477 x 150	360	103 / 0

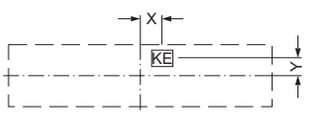

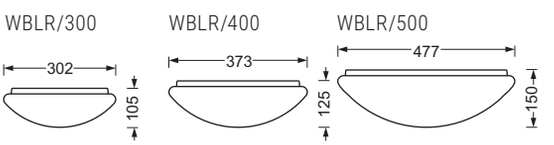



For an effective ceiling junction: the silver-coloured decorative ring.

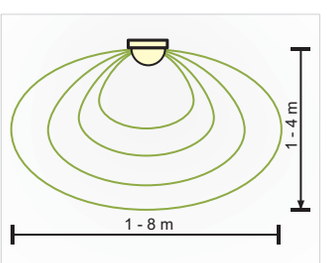

Detection zone of the S9 HF motion sensor.

Products

Type	Lamps	lm/W	P_{Sys} [W]	Colour	Ballast	LxBxH/DxH	Art. no.	kg
Diffuser, opal direct/indirect distribution								
WBLR/300	LED 1100 830	129	9	vw	ED	302 x 105	2531 0204 110	0,90
	LED 1200 840	134	9	vw	ED	302 x 105	2531 0214 110	0,90
WBLR/400	LED 2100 830	116	18	vw	ED	373 x 125	2531 0124 110	1,40
					ED EM-B3[2]	373 x 125	2533 0124 110	1,90
					ED S9[1]	373 x 125	2534 0124 110	1,60
	LED 2300 840	124	18	vw	ED	373 x 125	2531 0134 110	1,40
					ED EM-B3[2]	373 x 125	2533 0134 110	1,90
					ED S9[1]	373 x 125	2534 0134 110	1,60
WBLR/500	LED 2900 830	117	25	vw	ED	477 x 150	2531 0144 110	2,40
					ED EM-B3[2]	477 x 150	2533 0144 110	2,90
					ED S9[1]	477 x 150	2534 0144 110	2,60
	LED 3100 840	124	25	vw	ED	477 x 150	2531 0154 110	2,40
					ED EM-B3[2]	477 x 150	2533 0154 110	2,90
					ED S9[1]	477 x 150	2534 0154 110	2,60
	LED 4300 830	116	37	vw	ED	477 x 150	2531 0184 110	2,50
					ED S9[1]	477 x 150	2534 0184 110	2,70
	LED 4600 840	124	37	vw	ED	477 x 150	2531 0194 110	2,50
					ED S9[1]	477 x 150	2534 0194 110	2,70

[1] : Luminaires with sensor

[2] : Luminaires with emergency light unit single battery 3h

Accessories

	Type	Colour	Material	Details	Art. no.		kg
Design							
Decorative ring	WBLR -DR 318	si	St	D=318mm, H=5mm for WBLR /300	2531 1000 100	1	0,42
	WBLR -DR 388	si	St	D=388mm, H=5mm for WBLR /400	2531 2000 100	1	0,41
	WBLR -DR 492	si	St	D=492mm, H=5mm for WBLR /500	2531 3000 100	1	0,42

Replacement parts

	Type	Colour	Material	Details	Art. no.		kg
Lighting technology							
Diffuser	Wanne WBLR glatt 302	tz	PMMA	D=302 mm for WBLR/300	2531 0300 110	1	0,17
	Wanne WBLR glatt 400	tz	PMMA	D=373 mm for WBLR/400 with seal for WBLS	2531 0400 110	1	0,27
	Wanne WBLR glatt 500	tz	PMMA	D=477 mm for WBLR/500 with seal for WBLS	2531 0500 110	1	0,47

WQL LED

IP 65

Mounting:
• Ceiling surface
• Wall mounting
Housing:
• Polycarbonate
Lighting technology WQL:
• Diffuser, opal; PMMA plastic
• Lighting characteristic direct/indirect distribution
Lamp:
• LED 50000h L80/B10
• CRI ≥ 80 / 3000K, 4000K
Switching:
• 1 Controller
• Electronic driver
• 230V 50Hz



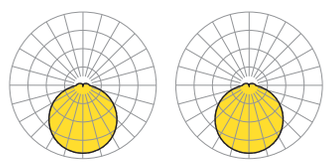

WQL LED 1400 lm 840		WQL LED 1300 lm 830	
η_{LB}	100 %	η_{LB}	100 %
lm/W	120	lm/W	112
direct/indirect	90/10 %	direct/indirect	90/10 %
UGR lat./long.	20,8/20,8	UGR lat./long.	20,6/20,6

Dimensions

Type	Versions	LxBxH/DxH	A1	KE X/Y
WQL	LED	300 x 300 x 83	200	115 / 30

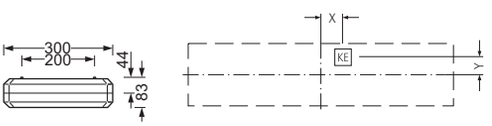

Products

Type	Lamps	lm/W	P_{Sys} [W]	Colour	Ballast	LxBxH/DxH	Art. no.	kg
Diffuser, opal direct/indirect distribution								
WQL	LED 1300 830	112	12	vw	ED	300 x 300 x 83	2510 0024 100	1,52
	LED 1400 840	119	12	vw	ED	300 x 300 x 83	2510 0014 100	1,52

Replacement parts

	Type	Colour	Material	Details	Art. no.		kg
Lighting technology							
Diffuser	Wanne WQL 300	tz	PMMA	L/W = 300mm for WQL LED	9221 9180 100	1	0,21



Accessories for mounting rail installation

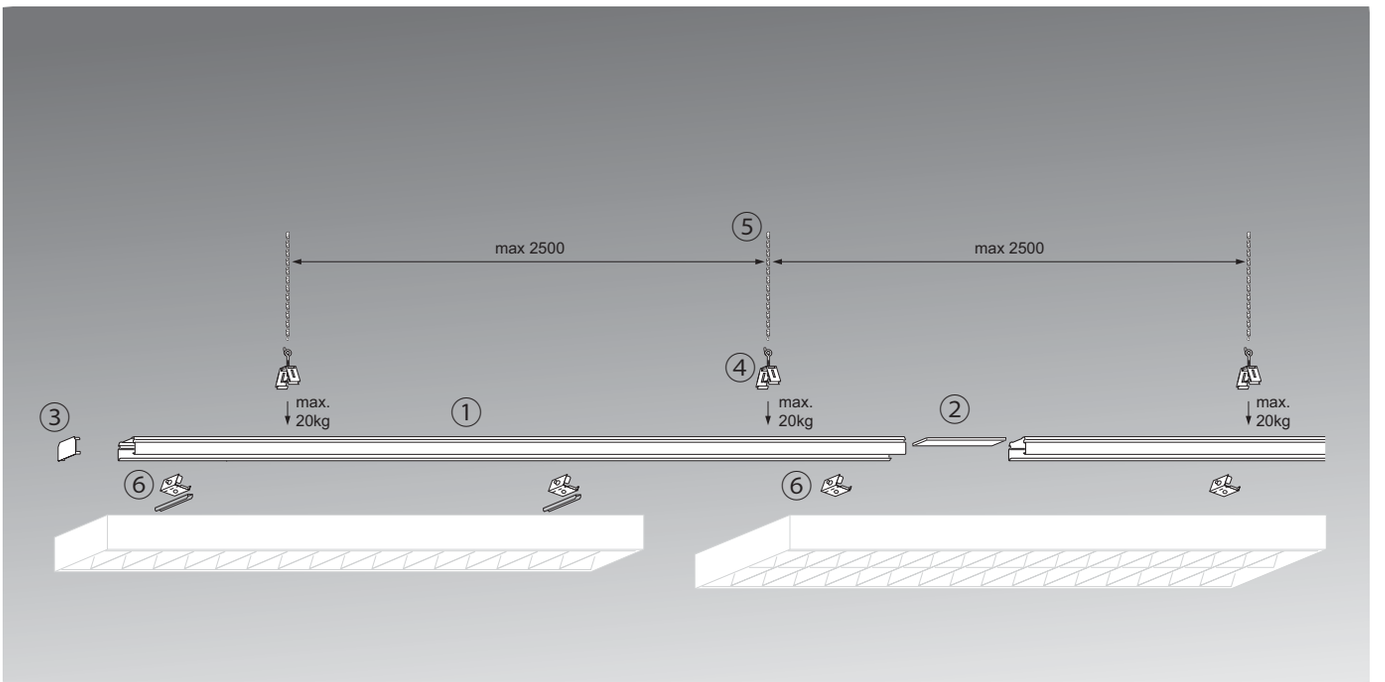

① SDT basic unwired mounting rail
② SDTSV mounting rail connector
③ SDTE mounting rail protective cover (end face)
④ Mounting rail fixing / suspension SDH/SDD/SDCT/SDT-ZA/SDT-AP
⑤ Suspension (chain)
⑥ Luminaire fixing SDLA/SDLAD

Accessories

	Type	Colour	Material	Details	Art. no.		kg
Design							
Section cover	SDBAV 1500	vw	St	l=7x219=1533mm for SDT Basic	1884 5580 101	1	0,85
	SDBK 1500	vw	PVC	for SDT 1500, ATS	1883 7580 100	1	0,24
Protection							
Protective cover IP20	SDTE	vw	PC	End face for SDT, ATS	1890 0231 100	2	0,02
Mounting							
Single wire suspension	SDCS	ws	Inox+mix	l=2000mm for SDT	1890 0034 100	1	0,07
	SDCSE	ws	Inox+mix	Canopy D=123mm, rope D=1.5mm, L=2200mm, incl. electrical connection cable 3x1.5mm² for SDT	1890 0044 100	1	0,30
Chain suspension	KK	me	St	Node chain l=30m, for SDT, SDT Basic, ATS, suspended luminaires	9282 9300 100	1	4,60
	KP 80	me	St+PC	Canopy and chain l=800mm for suspended luminaires	9282 9080 100	1	0,27
	SDH	me	Inox	Chain suspension for SDT, ATS	1890 0039 100	1	0,04
	SDT -AP	me	St	Suspension profile, mounting rail connector for SDT; suspension spacing up to 4.5 m	1890 0022 100	1	0,93
	SDT -ZA	me	St	Central bracket for SDT	6820 9300 110	1	0,20
Mounting clip	SDCT	me	Inox	Attachment SDT to visible T-rail	1890 0042 100	1	0,03
	SDD	me	Inox	Attachment SDT to ceiling	1890 0033 100	1	0,01
Structure							
Luminaires fixing	SDLA	me	St.galv.	for SDT Basic	1890 0058 100	1	0,03
	SDLAD	me	St.galv.	for SDT Basic, KE-Y > 0mm und 2x for THLA+SDTT	1890 0068 100	1	0,07
Mounting rail	SDT Basic 1500/II	vw	St.galv.	l=3070mm 2.6kg for surface-mounted luminaires	1825 2580 150	1	2,60
	SDT Basic 1500/III	vw	St.galv.	l=4605mm 3.9kg for surface-mounted luminaires	1825 3580 150	1	3,90
Mounting rail connector	SDTSV	me	St.galv.	for SDT...Basic, ATS	1890 0092 100	1	0,30





hokal



▸177
▸178 HLEG LED
▸178 HLEX LED
▸180 HLEG T5
▸180 HLED T5
▸180 HLEX T5

Recessed luminaires

teno



143
- 149 TNEMP LED

planara



151
- 152 PNEMP LED
- 152 PNEG LED
- 152 PNEO LED

panella



155
- 158 PEMP LED
- 158 PEO LED

protection



167
- 167 PREMP LED
- 167 PREG LED
- 170 PREMP LED
- 172 PREG LED
- 174 PREO LED

RE



183
- 184 RSEX LED

UE



187
- 188 UEX LED
- 189 UED T5
- 189 UEM T5
- 189 UEX T5



for ceilings with panels

hokal ▸ 178



RE ▸ 184



doma ▸ 216



for ceilings with a concealed symmetrical construction

teno ▸ 149



protection ▸ 172



RE ▸ 184



UE ▸ 188



Recessed luminaires

for ceilings with visible T-rails

teno ▸ 149
planara ▸ 152
panella ▸ 158
protection ▸ 170
RE ▸ 184
UE ▸ 188








for cut-out ceilings

teno ▸ 149
panella ▸ 158
protection ▸ 172
hokal ▸ 178
RE ▸ 184
UE ▸ 188
doma ▸ 216
relo ▸ 220
loda ▸ 224
rotara ▸ 232
rotara ▸ 323
scota ▸ 228
THLE ▸ 476
















EXIT



teno

teno – soft comforting light

- Universal recessed luminaire in different housing designs
- Multi-layered lighting technology with special microprisms
- All variants glare controlled suitable for VDU workstations
- High quality sheet steel housing with longitudinal aluminium profiles
- Master luminaires with sensors in different housing designs
- Tunable white technology for Human Centric Lighting HCL

LED 5 years warranty

Type overview

TNEMP	Diffuser, micro-prismatic direct distribution
TNE./600	for 600 x 600 mm ceiling systems
TNE./625	for 625 x 625 mm ceiling systems
TNE./300-1200	for 300 mm ceiling systems
TNE./312-1250	for 312.5 mm ceiling systems
TNE./600-1200	for 300 mm ceiling systems
TNE./625-1250	for 312.5 mm ceiling systems

teno

Soft light





118 lm/W | 19 UGR | ≥80 CRI | 3000 | L80 B10 50.000h | ET NL-B3

- Universal recessed luminaire with different housing shapes
- Multi-layered lighting technology with special microprisms
- All versions glare controlled suitable for VDU workstation
- High-quality housing made of sheet steel with longitudinal aluminum profiles
- Master luminaire versions in M5S5 and now in LC01, wireless parametrisation
- B3 emergency lighting variants

Pleasantly soft light

Soft, low-shadow light is more diffuse and uniform. The reduced contrasts is pleasant and creates a calm atmosphere of light. The teno achieves this with high-quality lighting technology, using diffusers with excellent optical characteristics. Together with the microprisms applied, glare control suitable for monitors is achieved. With its high luminous luxes, this is perfect for soft, diffuse light with a high level of visual comfort.

Suitable for ceiling systems:

- ceilings with visible T-rails
- concealed symmetrical rail construction
- cut-out ceilings



Modern lighting management made simple



teno DALI

teno LC01

Realise superb lighting solutions and complex applications with innovative system components:
The versatile opportunities offered by teno with DALI control via Osram DALIeco BT

- 1 DALI channel controls up to 32 control gears Broadcast DT6 and DT8
- Daylight linking
- Presence function
- Different operating modes such as individual office, corridor or stairwell can be set and modified
- On/off/dim via external push button
- Up to 6 DALI switch couplers and DALI sensors can be connected
- PIR and HF sensors can be integrated via couplers
- Easy operation and simple configuration via Bluetooth using free Apps



Osram DALIeco BT





Please refer to the current data for LED luminaires under www.regiolux.de
*For information about the manufacturer's warranty for LED luminaires, see http://www.regiolux.de/fi leadmin/REGIOLUX/Service/Garantie/Warranty_LED_en.pdf

NEW

teno LED

▶525
▶526
▶527

LED A++ A+ 3000 9 IP 20



Mounting:
- Ceiling recessed

Housing:
- Sheet steel
- Suitable for ceiling system: ceilings with visible T-rails; concealed symmetrical rail construction; cut-out ceilings

Lighting technology TNEMP:
- Micro-prismatic diffuser; PMMA plastic
- Lighting characteristic direct distribution
- Suitable for VDU workstations, 65°< 3000 cd/m², UGR ≤ 19 in accordance with DIN-EN 12464-1

Lamp:
- LED 50000h L80/B10
- CRI ≥ 80 / 4000K
- CRI ≥ 90 / 2700K-6500K continuously adjustable DALI DT8

Switching:
- 1 Controller
- Electronic driver
- 230V 50Hz

Miscellaneous:
- Luminaires with integrated LC components, sensors, control and tunable white technology for Human Centric Lighting available

Accessories:
- TNE-BM mounting mechanism 4 pcs. 600/625 for concealed symmetrical rail constructions or cut-out ceilingsto be ordered separately.

Mounting instructions:
- The two satinised panes can be moved to fasten the luminaire in place

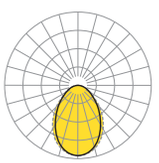

TNEMP/625 LED
4000 lm 840

η_{LB}	100 %
lm/W	116
direct/indirect	100/0 %
UGR lat./long.	18,6/18,9
VDU	65° < 3000cd/m²

Dimensions

Type	Versions	LxBxH/DxH	T	MLxMB	Et	MLxMB	Et	DA_LxDA_B	Et
TNE./600	LED	597 x 597 x 102	100	600 x 600	250	600 x 600	120	585 x 591	120
TNE./625	LED	622 x 622 x 102	100	625 x 625	250	625 x 625	120	585 x 591	120

TNE./600

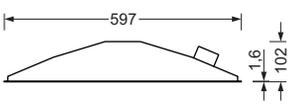

TNE./625

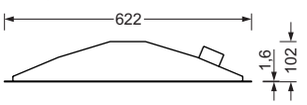

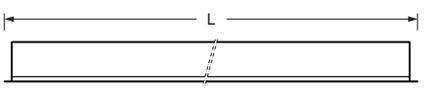

Products

Type	Lamps	lm/W	P_{Sys} [W]	Colour	Ballast	LxBxH/DxH	Art. no.	kg
Diffuser, micro-prismatic direct distribution								
teno-TNEMP/600	LED 4000 840	116	35	vw	ED	597 x 597 x 102	5080 1114 170	5,10
					DALI[1)]	597 x 597 x 102	5080 1116 670	5,10
					ED EM-B3[4)]	597 x 597 x 102	5080 1117 770	5,30
					DALI M5S5[3)]	597 x 597 x 102	5080 1118 670	5,30
					DALI LC01[3)]	597 x 597 x 102	5080 1118 970	5,30
	LED 4000 927-965	85	46	vw	DALI DT8[1)2)]	597 x 597 x 102	5080 1416 970	6,05
teno-TNEMP/625	LED 4000 840	116	35	vw	ED	622 x 622 x 102	5080 2114 170	5,30
					DALI[1)]	622 x 622 x 102	5080 2116 670	5,30
					ED EM-B3[4)]	622 x 622 x 102	5080 2117 770	5,50
					DALI M5S5[3)]	622 x 622 x 102	5080 2118 670	5,50
					DALI LC01[3)]	622 x 622 x 102	5080 2118 970	5,50
	LED 4000 927-965	85	46	vw	DALI DT8[1)2)]	622 x 622 x 102	5080 2416 970	6,25

[1)] : Luminaires suitable for IoT (Internet of Things)
[2)] : Luminaires with tunable white technology suitable for Human Centric Lighting (HCL)
[3)] : Luminaires with sensors
[4)] : Luminaires with emergency light unit single battery 3h

Accessories

	Type	Colour	Material	Details	Art. no.		kg
Electrical technology							
Light Control	LC-OM MASTER REMOTE PC KIT			Remote control for commissioning the DALIeco (M5S5) light control system	8450 1041 200	1	0,11
	LC-OM USER REMOTE			Remote control for the operation of the DALIeco (M5S5) light control system	8450 1042 100	1	0,11
Mounting							
Fastening bracket	TNE-BM	me	St	for teno 600/625 with cut-out ceilings and concealed symmetrical rail constructions	5080 9004 100	4	0,16



NEW

teno LED

LED A++ A+ 3000 9 IP 20

Mounting:
• Ceiling recessed
Housing:
• Sheet steel
• Suitable for ceiling system: ceilings with visible T-rails; concealed symmetrical rail construction; cut-out ceilings
Lighting technology TNEMP:
• Micro-prismatic diffuser; PMMA plastic
• Lighting characteristic direct distribution
• Suitable for VDU workstations, 65°< 3000 cd/m², UGR ≤ 19 in accordance with DIN-EN 12464-1
Lamp:
• LED 50000h L80/B10
• CRI ≥ 80 / 4000K
• CRI ≥ 90 / 2700K-6500K continuously adjustable DALI DT8
Switching:
• 1 Controller
• Electronic driver
• 230V 50Hz
Miscellaneous:
• Luminaire in tunable white technology for Human Centric Lighting available
Accessories:
• TNE-BM mounting mechanism 4 pcs. 300/312 for concealed symmetrical rail constructions or cut-out ceilingsto be ordered separately.
Mounting instructions:
• The two satinised panes can be moved to fasten the luminaire in place



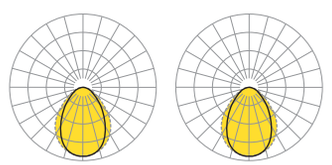

TNEMP/300-1200 LED 3900 lm 840		TNEMP/312-1250 LED 3900 lm 840	
η_{LB}	100 %	η_{LB}	100 %
lm/W	115	lm/W	115
direct/indirect	100/0 %	direct/indirect	100/0 %
UGR lat./long.	17,7/19,0	UGR lat./long.	17,7/19,0
VDU	65° < 3000cd/m²	VDU	65° < 3000cd/m²

Dimensions

Type	Versions	LxBxH/DxH	T	MLxMB	Et	MLxMB	Et	DA_LxDA_B	Et
TNE./300-1200	LED	1197 x 297 x 86	84	1200 x 300	250	1200 x 300	150	285 x 1188	100
TNE./312-1250	LED	1247 x 310 x 86	84	1250 x 312,5	250	1250 x 312,5	150	285 x 1188	100

TNE./300-1200

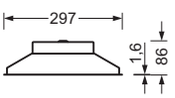

TNE./312-1250

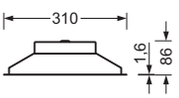

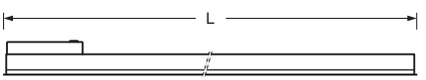

Products

Type	Lamps	lm/W	P_{Sys} [W]	Colour	Ballast	LxBxH/DxH	Art. no.	kg
Diffuser, micro-prismatic direct distribution								
teno-TNEMP/300-1200	LED 3900 840	115	34	vw	ED	1197 x 297 x 86	5080 3114 170	5,50
					DALI[1)]	1197 x 297 x 86	5080 3116 670	5,50
					ED EM-B3[3)]	1197 x 297 x 86	5080 3117 770	6,00
	LED 3900 927-965	81	48	vw	DALI DT8[1)2)]	1197 x 297 x 86	5080 3416 970	6,64
teno-TNEMP/312-1250	LED 3900 840	115	34	vw	ED	1247 x 310 x 86	5080 4114 170	5,80
					DALI[1)]	1247 x 310 x 86	5080 4116 670	5,80
					ED EM-B3[3)]	1247 x 310 x 86	5080 4117 770	6,20
	LED 3900 927-965	81	48	vw	DALI DT8[1)2)]	1247 x 310 x 86	5080 4416 970	6,80

[1)] IoT: Luminaires suitable for IoT (Internet of Things)
[2)] Luminaires with tunable white technology suitable for Human Centric Lighting (HCL)
[3)] Luminaires with emergency light unit single battery 3h

Accessories

	Type	Colour	Material	Details	Art. no.		kg
Mounting							
Fastening bracket	TNE-BM	me	St	for teno 300/312 with cut-out ceilings and concealed symmetrical rail constructions	5080 9004 200	4	0,16

teno LED

IP 20

Mounting:
- Ceiling recessed

Housing:
- Sheet steel
- Suitable for ceiling system: ceilings with visible T-rails; concealed symmetrical rail construction; cut-out ceilings

Lighting technology TNEMP:
- Micro-prismatic diffuser; PMMA plastic
- Lighting characteristic direct distribution
- Suitable for VDU workstations, 65°< 3000 cd/m², UGR ≤ 19 in accordance with DIN-EN 12464-1

Lamp:
- LED 50000h L80/B10
- CRI ≥ 80 / 4000K

Switching:
- 1 Controller
- Electronic driver
- 230V 50Hz

Accessories:
- TNE-BM mounting mechanism 6 pcs. 1200/1250 for concealed symmetrical rail constructions or cut-out ceilingsto be ordered separately.

Mounting instructions:
- The two satinised panes can be moved to fasten the luminaire in place



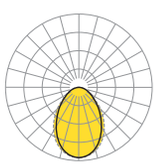

TNEMP/600-1200
LED 7300 lm 840

η_{LB}	100 %
lm/W	118
direct/indirect	100/0 %
UGR lat./long.	18,2/18,5
VDU	65° < 3000cd/m²



TNEMP/625-1250
LED 7300 lm 840

η_{LB}	100 %
lm/W	118
direct/indirect	100/0 %
UGR lat./long.	18,2/18,5
VDU	65° < 3000cd/m²

Dimensions

Type	Versions	LxBxH/DxH	T	MLxMB	Et	MLxMB	Et	DA_LxDA_B	Et
TNE./600-1200	LED	1197 x 597 x 102	100	1200 x 600	250	1200 x 600	150	585 x 1191	120
TNE./625-1250	LED	1247 x 622 x 102	100	1250 x 625	250	1250 x 625	150	585 x 1191	120

TNE./600-1200

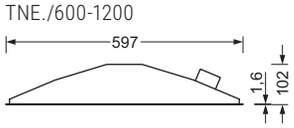

TNE./625-1250



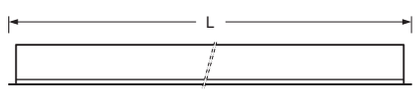

Products

Type	Lamps	lm/W	P_{Sys} [W]	Colour	Ballast	LxBxH/DxH	Art. no.	kg
Diffuser, micro-prismatic direct distribution								
teno-TNEMP/600-1200	LED 7300 840	118	62	vw	ED	1197 x 597 x 102	5080 5114 170	10,20
					DALI[1)]	1197 x 597 x 102	5080 5116 670	10,20
					ED EM-B3[2)]	1197 x 597 x 102	5080 5117 770	10,40
teno-TNEMP/625-1250	LED 7300 840	118	62	vw	ED	1247 x 622 x 102	5080 6114 170	10,40
					DALI[1)]	1247 x 622 x 102	5080 6116 670	10,40
					ED EM-B3[2)]	1247 x 622 x 102	5080 6117 770	11,60

[1)] : Luminaires suitable for IoT (Internet of Things)

[3)] : Luminaires with emergency light unit single battery 3h

Accessories

	Type	Colour	Material	Details	Art. no.		kg
Mounting							
Fastening bracket	TNE-BM	me	St	for teno 600/625 with cut-out ceilings and concealed symmetrical rail constructions	5080 9006 100	6	0,24





planara

planara – pure light

- Frameless diffuser recessed LED luminaire
- Optionally with microprism, frosted or white opal diffuser
- Also available in tunable white technology for Human Centric Lighting HCL
- Extremely easy to install and maintain thanks to IP54 protection class
- With VDU-compatible microprism diffuser, glare control in accordance with DIN-EN 12464-1
- The luminaires are fundamentally suitable for use in the food industry

LED 5 years warranty

Type overview

- PNEMP Diffuser, micro-prismatic direct distribution
- PNEG Diffuser, satined direct distribution
- PNEO Diffuser, opal direct distribution
- PNE./625 for 625 x 625 mm ceiling systems
- PNE./600 for 600 x 600 mm ceiling systems

planara LED

IP 54

Mounting:
• Ceiling recessed
Housing:
• Sheet steel
• Suitable for ceiling system: ceilings with visible T-rails/24mm
Lighting technology PNEMP:
• Micro-prismatic diffuser; PMMA plastic
• Lighting characteristic direct distribution
• Suitable for VDU workstations, 65°< 3000 cd/m²,
UGR ≤ 19 in accordance with DIN-EN 12464-1
Lighting technology PNEG:
• Diffuser, satined; PMMA plastic
• Lighting characteristic direct distribution
• Suitable for VDU workstations, 65°< 3000 cd/m² (DALI DT8)
Lighting technology PNEO:
• Diffuser, opal; PMMA plastic
• Lighting characteristic direct distribution
Lamp:
• LED 50000h L80/B10
• CRI ≥ 80 / 4000K
• CRI ≥ 80 / 3000K-6000K continuously adjustable DALI DT8
Switching:
• 1 Controller
• Electronic driver
• 230V 50Hz
Miscellaneous:
• Luminaire in tunable white technology for Human Centric Lighting
Accessories:
• Controls must be ordered separately, on request depending on application.

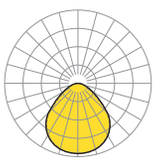

PNEMP/625 IP 54 LED
4400 lm 840

η_{LB}	100 %
lm/W	151
direct/indirect	100/0 %
UGR lat./long.	18,3/18,0
VDU	65° < 3000cd/m²



PNEG/625 IP 54 LED
4500 lm 830-860

η_{LB}	100 %
lm/W	116
direct/indirect	100/0 %
UGR lat./long.	20,1/20,1
VDU	65° < 3000cd/m²

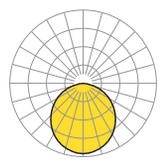

PNEO/600 IP 54 LED
4000 lm 840

η_{LB}	100 %
lm/W	139
direct/indirect	100/0 %
UGR lat./long.	20,8/20,8



planara PNEMP microprism diffuser



planara PNEG frosted pane



planara PNEO opal diffuser



Dimensions

Type	Versions	L2	LxBxH	T	MLxMB	Et [1]
PNE./600	LED	5	597 x 597 x 81	81	600 x 600	180
PNE./625	LED	-	622 x 622 x 81	81	625 x 625	180

[1]e = minimum ceiling distance (however only when ceiling construction and luminaires are simultaneously installed): 180 mm

PNE./625

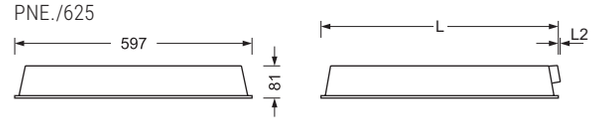

PNE./600

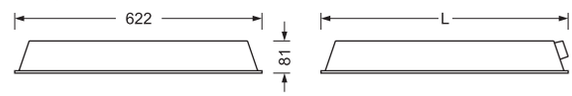

planara-PNEG LED



planara-PNEO LED



Products

Type	Lamps	lm/W	P_{Sys} [W]	Colour	Ballast	LxBxH/DxH	Art. no.	kg
Diffuser, micro-prismatic direct distribution								
planara-PNEMP/600 IP 54	LED 4400 840	151	29	vw	ED	597 x 597 x 81	7226 5014 150	4,30
					DALI[1)]	597 x 597 x 81	7226 5016 650	4,30
planara-PNEMP/625 IP 54	LED 4400 840	151	29	vw	ED	622 x 622 x 81	7220 5014 150	4,50
					DALI[1)]	622 x 622 x 81	7220 5016 650	4,50
	LED 4600 830-860	119	39	vw	DALI DT8[1)2)]	622 x 622 x 81	7220 5066 950	4,50
Diffuser, satined direct distribution								
planara-PNEG/600 IP 54	LED 4200 840	146	29	vw	ED	597 x 597 x 81	7226 5014 110	4,30
					DALI[1)]	597 x 597 x 81	7226 5016 610	4,30
planara-PNEG/625 IP 54	LED 4200 840	146	29	vw	ED	622 x 622 x 81	7220 5014 110	4,50
					DALI[1)]	622 x 622 x 81	7220 5016 610	4,50
	LED 4500 830-860	116	39	vw	DALI DT8[1)2)]	622 x 622 x 81	7220 5066 910	4,50
Diffuser, opal direct distribution								
planara-PNEO/600 IP 54	LED 4000 840	139	29	vw	ED	597 x 597 x 81	7226 5014 180	4,30
					DALI[1)]	597 x 597 x 81	7226 5016 680	4,30
planara-PNEO/625 IP 54	LED 4000 840	139	29	vw	ED	622 x 622 x 81	7220 5014 180	4,50
					DALI[1)]	622 x 622 x 81	7220 5016 680	4,50
	LED 4200 830-860	109	39	vw	DALI DT8[1)2)]	622 x 622 x 81	7220 5066 980	4,50

[1)] IoT: Luminaires suitable for IoT (Internet of Things)

[2)] Human: Luminaires with tunable white technology suitable for Human Centric Lighting (HCL)


EROWA
system solutions
exeron
HSC 600



panella

panella – the panel luminaire with a compelling specification

- Flat panel recessed LED luminaire
- Optionally with microprism or white opal diffuser
- Impressive quality in efficiency, service life and LED driver
- Versions suitable for recessed, surface-mounted and suspended installation
- With VDU-compatible microprism diffuser, glare control in accordance with DIN-EN 12464-1

LED 5 years warranty

Type overview

PEMP	Diffuser, micro-prismatic direct distribution
PEO	Diffuser, opal direct distribution
PE./600 IP..	for 600 x 600 mm ceiling systems
PE./625 IP..	for 625 x 625 mm ceiling systems
PE./300-1200 IP..	for 300 mm ceiling systems
PE./312-1250 IP..	for 312,5 mm ceiling systems

panella

This luminaire moves bounderies

50.000h
L70/B10

PEMP/625
PEMP/1250

PEO/625
PEO/1250



Also as suspended luminaire available

Lighting technological characteristics

- very good efficiency with up to 133 lm/W
- diffuser – micro-prismatic suited for VDU workstations
- UV-resistant — lightguide + diffusers
- DALI dimmable
- equal light distribution through lateral light coupling
- Flicker-free < 5 %



PEO/600
PEO/1200

PEMP/600
PEMP/1200

Technological characteristics

- extremely flat height: 13 mm
- insertion, recessed, surface or suspended mounting
- easy and quickly mounting
- E-installation with easy-plug system

panella LED

▶524 ▶28

LED A+ 3000 19 IP 40



Mounting:
- Ceiling recessed
- Ceiling surface

Housing:
- Aluminium, frame white powder coated
- Suitable for ceiling system: ceilings with visible T-rails; cut-out ceilings

Lighting technology PEMP:
- Micro-prismatic diffuser; PMMA plastic
- Lighting characteristic direct distribution
- Suitable for VDU workstations, 65°< 3000 cd/m², UGR ≤ 19 in accordance with DIN-EN 12464-1

Lighting technology PEO:
- Diffuser, opal; PMMA plastic
- Lighting characteristic direct distribution

Lamp:
- LED 50000h L70/B10
- CRI ≥ 80 / 3000K, 4000K

Switching:
- 1 Controller
- Electronic driver
- 230V 50Hz

Miscellaneous:
- External LED driver wired ready for operation via 0.4m flexible connection cable using Easy-Plug system to the luminaire

Accessories:
- Accessories for installation in cut-out ceilings or for surface mounting to be ordered separately.

Mounting instructions:
- IP20 for surface mounting
- IP40 for insertion and recessed mounting

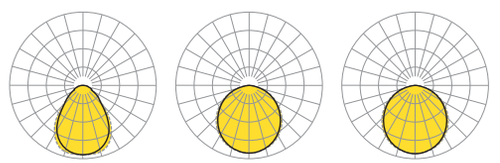

PEMP/625 LED 3800 lm 840		PEO/625 LED 3700 lm 830		PEO/625 LED 3900 lm 840	
η_{LB}	100 %	η_{LB}	100 %	η_{LB}	100 %
lm/W	130	lm/W	125	lm/W	133
direct/indirect	100/0 %	direct/indirect	100/0 %	direct/indirect	100/0 %
UGR lat./long.	18,4/18,5	UGR lat./long.	20,7/21,0	UGR lat./long.	21,0/21,3
VDU	65° < 3000cd/m²				

Dimensions

Type	Versions	LxBxH/DxH	T	KL	KB	KH	MLxMB	Et	DA_LxDA_B	Et
PE./625	IP.. LED	622 x 622 x 13	13	105	69	33	625 x 625	100	612 x 612	100

Receessed mounting

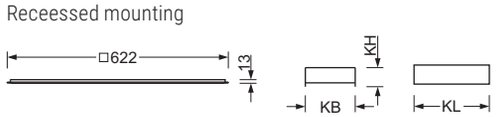

Surface mounting AR

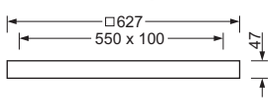

Products

Type	Lamps	lm/W	P_{Sys} [W]	Colour	Ballast	LxBxH/DxH	Art. no.	kg
Diffuser, micro-prismatic direct distribution								
panella-PEMP/625	LED 3600 830	122	30	vw	ED	622 x 622 x 13	6015 3034 150	3,99
					DALI[1)]	622 x 622 x 13	6015 3036 650	3,99
	LED 3800 840	130	30	vw	ED	622 x 622 x 13	6015 4034 150	3,99
					DALI[1)]	622 x 622 x 13	6015 4036 650	3,99
Diffuser, opal direct distribution								
panella-PEO/625	LED 3700 830	125	30	vw	ED	622 x 622 x 13	6015 3034 110	3,99
					DALI[1)]	622 x 622 x 13	6015 3036 610	3,99
	LED 3900 840	133	30	vw	ED	622 x 622 x 13	6015 4034 110	3,99
					DALI[1)]	622 x 622 x 13	6015 4036 610	3,99

[1)] IoT: Luminaires suitable for IoT (Internet of Things)

Mounting accessories /625

PE-ES (mounted) Recessed spring-set



PE-AR Surface frame



PE-AR (mounted)

Accessories

	Type	Colour	Material	Details	Art. no.		kg
Mounting							
Mounting-ceiling	PE-AR 600/625	vw	St	Surface-mounting frame for panella 600 and 625	6015 0005 100	1	2,50
Fastening bracket	PE-ES 625	me	St	Installation spring set for panella 625 with cut-out ceilings	6015 0003 100	4	0,08





panella LED

▶524 ▶28

IP 40



Mounting:
- Ceiling recessed
- Ceiling surface
- Suspended

Housing:
- Aluminium, frame white powder coated
- Suitable for ceiling system: ceilings with visible T-rails

Lighting technology PEMP:
- Micro-prismatic diffuser; PMMA plastic
- Lighting characteristic direct distribution
- Suitable for VDU workstations, 65°< 3000 cd/m², UGR ≤ 19 in accordance with DIN-EN 12464-1

Lighting technology PEO:
- Diffuser, opal; PMMA plastic
- Lighting characteristic direct distribution

Lamp:
- LED 50000h L70/B10
- CRI ≥ 80 / 3000K, 4000K

Switching:
- 1 Controller
- Electronic driver
- 230V 50Hz

Miscellaneous:
- External LED driver wired ready for operation via 0.4m flexible connection cable using easy-plug system to the luminaire

Accessories:
- Accessories for suspended or surface mounting to be ordered separately.

Mounting instructions:
- IP40 for insertion mounting
- IP20 for surface and suspended mounting

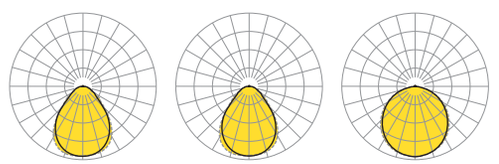

PEMP/600 LED 3900 lm 840		PEMP/600 LED 3500 lm 830		PEO/600 LED 3800 lm 840	
η_{LB}	100 %	η_{LB}	100 %	η_{LB}	100 %
lm/W	119	lm/W	108	lm/W	116
direct/indirect	98/2 %	direct/indirect	98/2 %	direct/indirect	98/2 %
UGR lat./long.	18,1/18,4	UGR lat./long.	18,0/18,2	UGR lat./long.	20,8/21,3
VDU	65° < 3000cd/m²	VDU	65° < 3000cd/m²		

Dimensions

Type	Versions	LxBxH/DxH	T	KL	KB	KH	MLxMB	Et
PE./600 IP..	LED	595 x 595 x 13	13	105	69	33	600 x 600	100

Receessed mounting

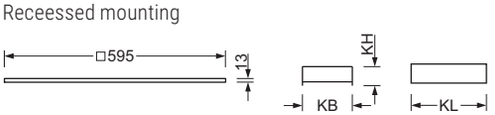

Surface mounting AS

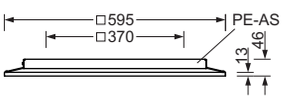

Surface mounting AR

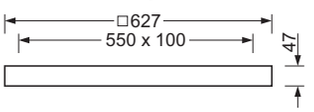

Suspended mounting

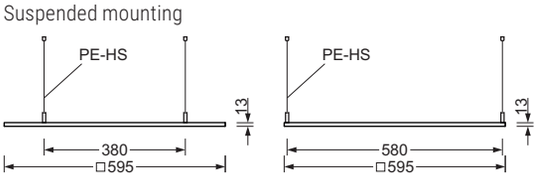

Products

Type	Lamps	lm/W	P_{Sys} [W]	Colour	Ballast	LxBxH/DxH	Art. no.	kg
Diffuser, micro-prismatic direct distribution								
panella-PEMP/600	LED 3600 830	108	32	vw	ED	595 x 595 x 13	6016 3034 150	3,79
					DALI[1)]	595 x 595 x 13	6016 3036 650	3,79
	LED 3700 840	119	32	vw	ED	595 x 595 x 13	6016 4034 150	3,79
					DALI[1)]	595 x 595 x 13	6016 4036 650	3,79
Diffuser, opal direct distribution								
panella-PEO/600	LED 3600 830	110	32	vw	ED	595 x 595 x 13	6016 3034 110	3,79
					DALI[1)]	595 x 595 x 13	6016 3036 610	3,79
	LED 3800 840	116	32	vw	ED	595 x 595 x 13	6016 4034 110	3,79
					DALI[1)]	595 x 595 x 13	6016 4036 610	3,79

[1)] IoT: Luminaires suitable for IoT (Internet of Things)

Mounting accessories /600

PE-HS (mounted)



PE-AS Surface mounting-set



PE-AR Surface frame



Accessories

	Type	Colour	Material	Details	Art. no.		
Mounting							
Single wire suspension	PE-HS	me	Mix	for panella 600	6015 0001 100	4	0,17
Mounting-ceiling	PE-AR 600/625	vw	St	Surface-mounting frame for panella 600 and 625	6015 0005 100	1	2,50
	PE-AS 600	vw	St	Surface mounting-set for panella 600	6015 0002 100	1	0,90



panella LED

▶28

IP 40



Mounting:
• Ceiling recessed
Housing:
• Aluminium, frame white powder coated
• Suitable for ceiling system: ceilings with visible T-rails; cut-out ceilings
Lighting technology PEMP:
• Micro-prismatic diffuser; PMMA plastic
• Lighting characteristic direct distribution
• Suitable for VDU workstations, 65°< 3000 cd/m²,
UGR ≤ 19 in accordance with DIN-EN 12464-1
Lighting technology PEO:
• Diffuser, opal; PMMA plastic
• Lighting characteristic direct distribution
Lamp:
• LED 50000h L70/B10
• CRI ≥ 80 / 3000K, 4000K
Switching:
• 1 Controller
• Electronic driver
• 230V 50Hz
Miscellaneous:
• External LED driver operatively wired by 0.4 m long flexible connection cable with easy-plug system to the luminaire is included in the scope of delivery
• Also suspended luminaires available
Accessories:
• Accessories for installation in cut-out ceilings to be ordered separately.

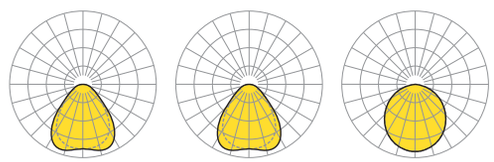

PEMP/312-1250 LED 3500 lm 830		PEMP/312-1250 LED 3800 lm 840		PEO/312-1250 LED 4000 lm 840	
η_{LB}	100 %	η_{LB}	100 %	η_{LB}	100 %
lm/W	104	lm/W	114	lm/W	119
direct/indirect	100/0 %	direct/indirect	100/0 %	direct/indirect	100/0 %
UGR lat./long.	18,6/18,3	UGR lat./long.	18,9/18,6	UGR lat./long.	21,4/21,3
VDU	65° < 3000cd/m²	VDU	65° < 3000cd/m²		

Dimensions

Type	Versions	LxBxH/DxH	T	KL	KB	KH	MLxMB	Et	DA_LxDA_B	Et
PE./312-1250 IP.. LED		1247 x 310 x 13	13	105	69	33	1250 x 312	100	1235 x 298	150



Products

Type	Lamps	lm/W	P_{Sys} [W]	Colour	Ballast	LxBxH/DxH	Art. no.	kg
Diffuser, micro-prismatic direct distribution								
panella-PEMP/312-1250	LED 3500 830	104	34	vw	ED	1247 x 310 x 13	6013 3034 150	4,61
					DALI[1)]	1247 x 310 x 13	6013 3036 650	4,61
	LED 3800 840	114	34	vw	ED	1247 x 310 x 13	6013 4034 150	4,61
					DALI[1)]	1247 x 310 x 13	6013 4036 650	4,61
Diffuser, opal direct distribution								
panella-PEO/312-1250	LED 3900 830	113	34	vw	ED	1247 x 310 x 13	6013 3034 110	4,61
					DALI[1)]	1247 x 310 x 13	6013 3036 610	4,61
	LED 4000 840	119	34	vw	ED	1247 x 310 x 13	6013 4034 110	4,61
					DALI[1)]	1247 x 310 x 13	6013 4036 610	4,61

[1)] IoT: Luminaires suitable for IoT (Internet of Things)

Mounting accessories /312

▶28



Accessories

	Type	Colour	Material	Details	Art. no.		
Mounting							
Fastening bracket	PE-ES 312	me	St	Installation spring set for panella 312 with cut-out ceilings	6015 0006 100	6	0,08



panella LED

▶28

IP 40



Mounting:
- Ceiling recessed
- Ceiling surface

Housing:
- Aluminium, frame white powder coated
- Suitable for ceiling system: ceilings with visible T-rails

Lighting technology PEMP:
- Micro-prismatic diffuser; PMMA plastic
- Lighting characteristic direct distribution
- Suitable for VDU workstations, 65°< 3000 cd/m², UGR ≤ 19 in accordance with DIN-EN 12464-1

Lighting technology PEO:
- Diffuser, opal; PMMA plastic
- Lighting characteristic direct distribution

Lamp:
- LED 50000h L70/B10
- CRI ≥ 80 / 3000K, 4000K

Switching:
- 1 Controller
- Electronic driver
- 230V 50Hz

Miscellaneous:
- External LED driver operatively wired by 0.4 m long flexible connection cable with easy-plug system to the luminaire is included in the scope of delivery
- Also suspended luminaires available

Accessories:
- Accessories for surface mounting to be ordered separately.

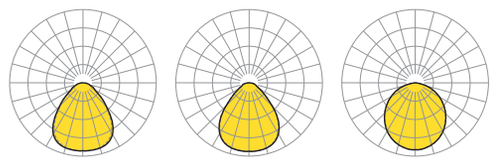

PEMP/300-1200 LED 3400 lm 830		PEMP/300-1200 LED 3600 lm 840		PEO/300-1200 LED 3500 lm 830	
η_{LB}	100 %	η_{LB}	100 %	η_{LB}	100 %
lm/W	100	lm/W	108	lm/W	104
direct/indirect	100/0 %	direct/indirect	100/0 %	direct/indirect	100/0 %
UGR lat./long.	18,8/18,5	UGR lat./long.	18,6/18,5	UGR lat./long.	20,9/20,9
VDU	65° < 3000cd/m²	VDU	65° < 3000cd/m²		

Dimensions

Type	Versions	LxBxH/DxH	T	KL	KB	KH	MLxMB	Et
PE./300-1200 IP..	LED	1197 x 297 x 13	13	105	69	33	1200 x 300	100

Recessed mounting



Surface mounting AR

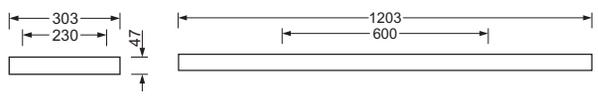

Products

Type	Lamps	lm/W	P_{Sys} [W]	Colour	Ballast	LxBxH/DxH	Art. no.	kg
Diffuser, micro-prismatic direct distribution								
panella-PEMP/300-1200	LED 3400 830	100	34	vw	ED	1197 x 297 x 13	6012 3034 150	4,15
					DALI[1)]	1197 x 297 x 13	6012 3036 650	4,15
	LED 3600 840	108	34	vw	ED	1197 x 297 x 13	6012 4034 150	4,15
					DALI[1)]	1197 x 297 x 13	6012 4036 650	4,15
Diffuser, opal direct distribution								
panella-PEO/300-1200	LED 3500 830	104	34	vw	ED	1197 x 297 x 13	6012 3034 110	4,15
					DALI[1)]	1197 x 297 x 13	6012 3036 610	4,15
	LED 3800 840	114	34	vw	ED	1197 x 297 x 13	6012 4034 110	4,15
					DALI[1)]	1197 x 297 x 13	6012 4036 610	4,15

[1)] IoT: Luminaires suitable for IoT (Internet of Things)

Mounting accessories /300

▶28

PE-AR Surface frame



Accessories

	Type	Colour	Material	Details	Art. no.		
Mounting							
Mounting-ceiling	PE-AR 300	vw	St	Surface frame for panella 300	6015 0007 100	1	3,00





protection



protection – elegant field luminaires for system ceilings

- IP54 recessed luminaire with various lighting technologies and housing
- Recessed luminaire for clean-rooms, manufactured according to IPA requirements and GMP guidelines
- Tested for metabolic potential to ISO 846

LED 5 years warranty

Type overview

PREMP	Diffuser, micro-prismatic direct distribution
PREG	Diffuser, satined direct distribution
PREO	Diffuser, opal direct distribution
PRE./625 IP..	for 625 x 625 mm ceiling systems
PRE./600 IP..	for 600 x 600 mm ceiling systems
PRE./312-1250 IP..	for 312.5 mm ceiling systems
PRE./300-1200 IP..	for 300 mm ceiling systems

protection IPA LED

▶74

IP 54

Mounting:
- Ceiling recessed

Housing:
- Sheet steel
- Suitable for ceiling system: ceilings with visible T-rails; concealed symmetrical rail construction; cut-out ceilings

Lighting technology PREMP:
- Micro-prismatic diffuser; PMMA plastic
- Lighting characteristic direct distribution
- Suitable for VDU workstations, 65°< 3000 cd/m², UGR ≤ 19 in accordance with DIN-EN 12464-1

Lighting technology PREG:
- Diffuser, satined; PMMA plastic
- Lighting characteristic direct distribution

Lamp:
- LED 50000h L80/B10
- CRI ≥ 80 / 4000K

Miscellaneous:
- Suitable for air purity class ISO 14644-1 Class 2 with excellent to very good results in terms of microbial metabolic potential and chemical resistance

Accessories:
- An extractor is included to remove the sealing frame
- UBM universal fastening mechanism for concealed symmetrical rail constructions or cut-out ceilings included in delivery.





The prismatic or satin diffuser frame can be easily removed using an extractor supplied with the luminaire.

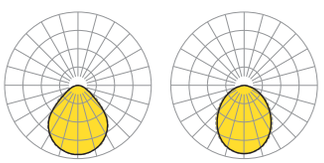

PREMP/625 IP54 LED 4300 lm 840		PREG/300-1200 IP54 LED 4700 lm 840	
η_{LB}	100 %	η_{LB}	100 %
lm/W	121	lm/W	143
direct/indirect	100/0 %	direct/indirect	100/0 %
UGR lat./long.	18,5/18,9	UGR lat./long.	20,9/21,4
VDU	65° < 3000cd/m²		



The diffuser frame is natural anodised. Different ceiling modules are compensated for in the width of the housing

Dimensions

Type	Versions	LxBxH/DxH	T	MLxMB	Et [1]	MLxMB	Et	DA_LxDA_B	Et	DS min/max
PRE./300-1200	LED	1197 x 297 x 89	82	1200 x 300	250	1200 x 300	150	1185 x 285	150	15 - 40
PRE./312-1250	LED	1247 x 309 x 89	82	1250 x 312,5	250	1250 x 312,5	150	1185 x 285	150	15 - 40
PRE./600	LED	597 x 597 x 89	82	600 x 600	250	600 x 600	150	585 x 585	150	15 - 40
PRE./625	LED	622 x 622 x 89	82	625 x 625	250	625 x 625	150	585 x 585	150	15 - 40

[1]e = minimum ceiling distance (however only when ceiling construction and luminaires are simultaneously installed): 150 mm

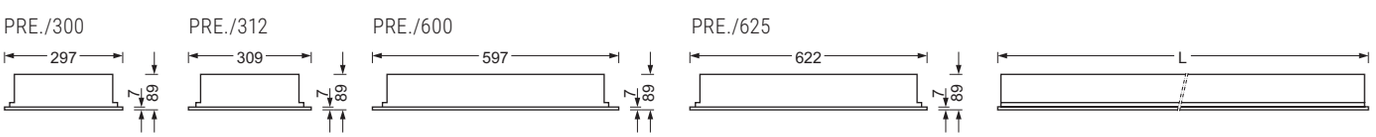



Products

Type	Lamps	lm/W	P_{Sys} [W]	Colour	Ballast	LxBxH/DxH	Art. no.	kg
Diffuser, micro-prismatic direct distribution								
protection IPA-PREMP/300-1200 IP54	LED 4700 840	142	33	vw	ED	1197 x 297 x 89	7253 2034 153	6,65
					DALI[1)]	1197 x 297 x 89	7253 2036 653	6,65
protection IPA-PREMP/312-1250 IP54	LED 4700 840	142	33	vw	ED	1247 x 309 x 89	7251 2034 153	6,71
					DALI[1)]	1247 x 309 x 89	7251 2036 653	6,71
protection IPA-PREMP/600 IP54	LED 4200 840	121	36	vw	ED [2)]	597 x 597 x 89	7256 0014 153	5,30
					DALI[1)2)]	597 x 597 x 89	7256 0016 653	5,30
protection IPA-PREMP/625 IP54	LED 4200 840	121	36	vw	ED [2) 3)]	622 x 622 x 89	7250 0014 153	5,30
					DALI[1) 2)]	622 x 622 x 89	7250 0016 653	5,30
Diffuser, satined direct distribution								
protection IPA-PREG/300-1200 IP54	LED 4700 840	143	33	vw	ED	1197 x 297 x 89	7253 2034 113	6,65
					DALI[1)]	1197 x 297 x 89	7253 2036 613	6,65
protection IPA-PREG/312-1250 IP54	LED 4700 840	143	33	vw	ED	1247 x 309 x 89	7251 2034 113	6,71
					DALI[1)]	1247 x 309 x 89	7251 2036 613	6,71
protection IPA-PREG/600 IP54	LED 4400 840	123	36	vw	ED [2)]	597 x 597 x 89	7256 0014 113	5,30
					DALI[1) 2)]	597 x 597 x 89	7256 0016 613	5,30
protection IPA-PREG/625 IP54	LED 4400 840	123	36	vw	ED [2)]	622 x 622 x 89	7250 0014 113	5,30
					DALI[1) 2)]	622 x 622 x 89	7250 0016 613	5,30

[1)] IoT: Luminaires suitable for IoT (Internet of Things)
[2)] Additional certification: F
[3)] clean tested: Luminaire has been tested by Fraunhofer Institut IPA

protection LED

▶76

IP 54

Mounting:
- Ceiling recessed

Housing:
- Sheet steel
- Suitable for ceiling system: ceilings with visible T-rails; concealed symmetrical rail construction; cut-out ceilings

Lighting technology PREMP:
- Micro-prismatic diffuser; PMMA plastic
- Lighting characteristic direct distribution
- Suitable for VDU workstations, 65°< 3000 cd/m², UGR ≤ 19 in accordance with DIN-EN 12464-1

Lamp:
- LED 50000h L80/B10
- CRI ≥ 80 / 4000K

Switching:
- 1 Controller
- Electronic driver
- 230V 50Hz

Accessories:
- An extractor is included to remove the sealing frame
- UBM universal mounting brackets for concealed symmetrical rail constructions and cut-out ceilings and SCT safety clips for ceilings with visible T-rails to be ordered separately.



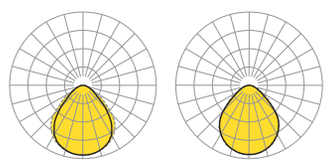

PREMP/312-1250 IP54 LED 4700 lm 840		PREMP/625 IP54 LED 4300 lm 840	
η_{LB}	100 %	η_{LB}	100 %
lm/W	142	lm/W	121
direct/indirect	100/0 %	direct/indirect	100/0 %
UGR lat./long.	18,3/19,4	UGR lat./long.	18,5/18,9
VDU	65° < 3000cd/m²	VDU	65° < 3000cd/m²



The diffuser frame is natural anodised. Different ceiling modules are compensated for in the width of the housing



The prismatic diffuser frame can be easily removed using an extractor supplied with the luminaire.

Dimensions

Type	Versions	LxBxH/DxH	T	MLxMB	Et [1)]	MLxMB	Et	DA_LxDA_B	Et	DS min/max
PRE./300-1200	LED	1197 x 297 x 89	82	1200 x 300	250	1200 x 300	150	1185 x 285	150	15 - 40
PRE./312-1250	LED	1247 x 309 x 89	82	1250 x 312,5	250	1250 x 312,5	150	1185 x 285	150	15 - 40
PRE./600	LED	597 x 597 x 89	82	600 x 600	250	600 x 600	150	585 x 585	150	15 - 40
PRE./625	LED	622 x 622 x 89	82	625 x 625	250	625 x 625	150	585 x 585	150	15 - 40

[1)]e = minimum ceiling distance (however only when ceiling construction and luminaires are simultaneously installed): 150 mm

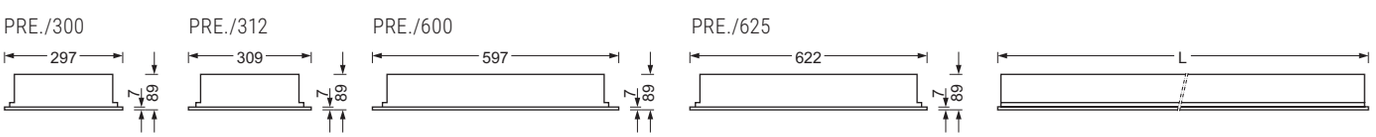



Products

Type	Lamps	lm/W	P_{Sys} [W]	Colour	Ballast	LxBxH/DxH	Art. no.	kg
Diffuser, micro-prismatic direct distribution								
protection-PREMP/300-1200 IP54	LED 4700 840	142	33	vw	ED	1197 x 297 x 89	7253 2034 150	6,65
					DALI[1)]	1197 x 297 x 89	7253 2036 650	6,65
protection-PREMP/312-1250 IP54	LED 4700 840	142	33	vw	ED	1247 x 309 x 89	7251 2034 150	6,71
					DALI[1)]	1247 x 309 x 89	7251 2036 650	6,71
protection-PREMP/600 IP54	LED 4300 840	121	36	vw	ED[2)]	597 x 597 x 89	7256 0014 150	5,30
					DALI[1)2)]	597 x 597 x 89	7256 0016 650	5,30
protection-PREMP/625 IP54	LED 4300 840	121	36	vw	ED[2)]	622 x 622 x 89	7250 0014 150	5,30
					DALI[1)2)]	622 x 622 x 89	7250 0016 650	5,30

[1)] IoT: Luminaires suitable for IoT (Internet of Things)
[2)] Additional certification: F

Accessories

	Type	Colour	Material	Details	Art. no.		kg
Mounting							
Fastening bracket	UBM	me	St	for PRE. LED	7995 0404 100	4	0,17
Securing	SCT CLIPS	me	St	for UE, RSEX, PNE..., PRE..., PEMP/625..., PEO/625...	7995 0000 100	4	0,10

protection LED

▶76

LED A++ A+ IP 54

Mounting:
- Ceiling recessed

Housing:
- Sheet steel
- Suitable for ceiling system: ceilings with visible T-rails; concealed symmetrical rail construction; cut-out ceilings

Lighting technology PREG:
- Diffuser, satined; PMMA plastic
- Lighting characteristic direct distribution

Lamp:
- LED 50000h L80/B10
- CRI ≥ 80 / 4000K

Switching:
- 1 Controller
- Electronic driver
- 230V 50Hz

Accessories:
- An extractor is included to remove the sealing frame
- UBM universal mounting brackets for concealed symmetrical rail constructions or recessed ceilings and SCT CLIPS locking clips for ceilings with visible T-rails to be ordered separately.



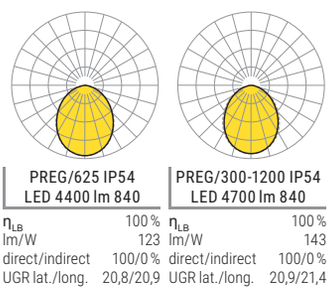

PREG/625 IP54 LED 4400 lm 840		PREG/300-1200 IP54 LED 4700 lm 840	
η_{LB}	100 %	η_{LB}	100 %
lm/W	123	lm/W	143
direct/indirect	100/0 %	direct/indirect	100/0 %
UGR lat./long.	20,8/20,9	UGR lat./long.	20,9/21,4



The satin diffuser frame can be easily removed using an extractor supplied with the luminaire.



The diffuser frame is natural anodised. Different ceiling modules are compensated for in the width of the housing

Dimensions

Type	Versions	LxBxH/DxH	T	MLxMB	Et [1)]	MLxMB	Et	DA_LxDA$_B$	Et	DS min/max
PRE./300-1200	LED	1197 x 297 x 89	82	1200 x 300	250	1200 x 300	150	1185 x 285	150	15 - 40
PRE./312-1250	LED	1247 x 309 x 89	82	1250 x 312,5	250	1250 x 312,5	150	1185 x 285	150	15 - 40
PRE./600	LED	597 x 597 x 89	82	600 x 600	250	600 x 600	150	585 x 585	150	15 - 40
PRE./625	LED	622 x 622 x 89	82	625 x 625	250	625 x 625	150	585 x 585	150	15 - 40

[1)]e = minimum ceiling distance (however only when ceiling construction and luminaires are simultaneously installed): 150 mm

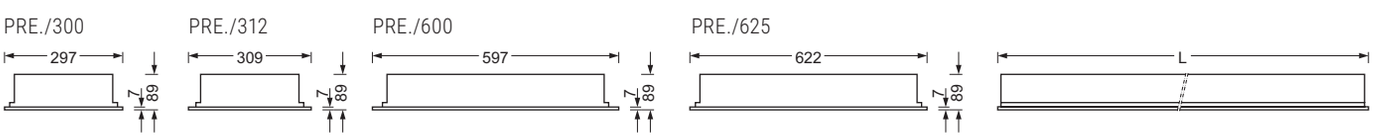



Products

Type	Lamps	lm/W	P_{Sys} [W]	Colour	Ballast	LxBxH/DxH	Art. no.	kg
Diffuser, satined direct distribution								
protection-PREG/300-1200 IP54	LED 4700 840	143	33	vw	ED	1197 x 297 x 89	7253 2034 110	6,65
					DALI[1)]	1197 x 297 x 89	7253 2036 610	6,65
protection-PREG/312-1250 IP54	LED 4700 840	143	33	vw	ED	1247 x 309 x 89	7251 2034 110	6,71
					DALI[1)]	1247 x 309 x 89	7251 2036 610	6,71
protection-PREG/600 IP54	LED 4400 840	123	36	vw	ED[2)]	597 x 597 x 89	7256 0014 110	5,30
					DALI[1)2)]	597 x 597 x 89	7256 0016 610	5,30
protection-PREG/625 IP54	LED 4400 840	123	36	vw	ED[2)]	622 x 622 x 89	7250 0014 110	5,30
					DALI[1)2)]	622 x 622 x 89	7250 0016 610	5,30

[1)] IoT: Luminaires suitable for IoT (Internet of Things)
[2)] Additional certification: F

Accessories

	Type	Colour	Material	Details	Art. no.		kg
Mounting							
Fastening bracket	UBM	me	St	for PRE. LED	7995 0404 100	4	0,17
Securing	SCT CLIPS	me	St	for UE, RSEX, PNE..., PRE..., PEMP/625..., PEO/625...	7995 0000 100	4	0,10

protection LED

▶76

LED A++ A+ IP 54

Mounting:
• Ceiling recessed
Housing:
• Sheet steel
• Suitable for ceiling system: ceilings with visible T-rails; concealed symmetrical rail construction; cut-out ceilings
Lighting technology PREO:
• Diffuser, opal; PMMA plastic
• Lighting characteristic direct distribution
Lamp:
• LED 50000h L80/B10
• CRI ≥ 80 / 4000K
Switching:
• 1 Controller
• Electronic driver
• 230V 50Hz
Miscellaneous:
• To remove the sealing frame a vacuum lifting pad SH 55 is needed
Accessories:
• UBM universal mounting brackets for concealed symmetrical rail constructions or recessed ceilings and SCT CLIPS locking clips for ceilings with visible T-rails to be ordered separately.





PREO/600 IP54 LED 4000 lm 840

η_{LB}	100 %
lm/W	113
direct/indirect	100/0 %
UGR lat./long.	21,3/21,4

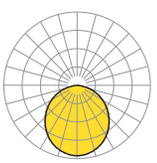

PREO/312-1250 IP54 LED 4300 lm 840

η_{LB}	100 %
lm/W	130
direct/indirect	100/0 %
UGR lat./long.	21,7/21,9



The diffuser frame is natural anodised. Different ceiling modules are compensated for in the width of the housing

Dimensions

Type	Versions	LxBxH/DxH	T	MLxMB	Et [1)]	MLxMB	Et	DA_LxDA_B	Et	DS min/max
PRE./300-1200	LED	1197 x 297 x 89	82	1200 x 300	250	1200 x 300	150	1185 x 285	150	15 - 40
PRE./312-1250	LED	1247 x 309 x 89	82	1250 x 312,5	250	1250 x 312,5	150	1185 x 285	150	15 - 40
PRE./600	LED	597 x 597 x 89	82	600 x 600	250	600 x 600	150	585 x 585	150	15 - 40
PRE./625	LED	622 x 622 x 89	82	625 x 625	250	625 x 625	150	585 x 585	150	15 - 40

[1)]e = minimum ceiling distance (however only when ceiling construction and luminaires are simultaneously installed): 150 mm

PRE./300

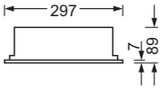

PRE./312

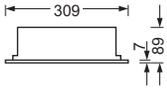

PRE./600

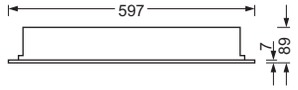

PRE./625

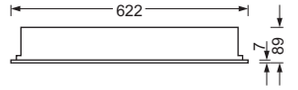





Products

Type	Lamps	lm/W	P_{Sys} [W]	Colour	Ballast	LxBxH/DxH	Art. no.	kg
Diffuser, opal direct distribution								
protection-PREO/300-1200 IP54	LED 4300 840	130	33	vw	ED	1197 x 297 x 89	7253 2034 180	6,65
					DALI[1)]	1197 x 297 x 89	7253 2036 680	6,65
protection-PREO/312-1250 IP54	LED 4300 840	130	33	vw	ED	1247 x 309 x 89	7251 2034 180	6,71
					DALI[1)]	1247 x 309 x 89	7251 2036 680	6,71
protection-PREO/600 IP54	LED 4000 840	113	36	vw	ED[2)]	597 x 597 x 89	7256 0014 180	5,30
					DALI[1)2)]	597 x 597 x 89	7256 0016 680	5,30
protection-PREO/625 IP54	LED 4000 840	113	36	vw	ED[2)]	622 x 622 x 89	7250 0014 180	5,30
					DALI[1)2)]	622 x 622 x 89	7250 0016 680	5,30

[1)] IoT: Luminaires suitable for IoT (Internet of Things)
[2)] Additional certification: F

Accessories

	Type	Colour	Material	Details	Art. no.		kg
Mounting							
Fastening bracket	UBM	me	St	for PRE. LED	7995 0404 100	4	0,17
Securing	SCT CLIPS	me	St	for UE, RSEX, PNE..., PRE..., PEMP/625..., PEO/625...	7995 0000 100	4	0,10
Tool	SH 55	sw	Polymer	Suction holder, d=55mm for smooth diffuser covers, broad design	9203 0065 100	1	0,08



hokal



hokal – universal light run system

- Light run channel recessed luminaire LED and T5
- Solution for recessed panel ceiling
- Optionally with micro-parabolic louvre or opal diffuser
- Sheet steel housing with attachable end faces
- Light run installation with visually continuous louvres
- Suspended and surface-mounted luminaires

Type overview

- HLEX Micro-parabolic louvre, silky matt direct distribution
- HLEG Diffuser, satined direct distribution
- HLED Micro-parabolic louvre, highly specular direct distribution

hokal LED

▶181 ▶40 ▶84

IP 20

Mounting:
• Ceiling recessed
Housing:
• Sheet steel
• Suitable for ceiling system: cut-out ceilings; panel ceiling
Lighting technology HLEG:
• Diffuser, satined; PC plastic
• Lighting characteristic direct distribution
Lighting technology HLEX:
• Micro-parabolic louvre, silky matt MIRO-SILVER ®
• Lighting characteristic direct distribution
• Suitable for VDU workstations, 65°< 1500 cd/m²
Lamp:
• LED 50000h L80/B10
• CRI ≥ 80 / 4000K
Switching:
• 1 Controller
• Electronic driver
• 230V 50Hz
Accessories:
• End faces and universal attachment clips UBD for cut-out ceilings or WSPHL for panel ceilings (modules 100, 150); to be ordered separately.



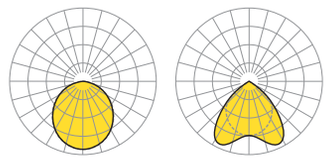

HLEG/1200-1 LED 2400 lm 840		HLEX/1200-1 LED 3400 lm 840	
η_{LB}	100 %	η_{LB}	100 %
lm/W	104	lm/W	118
direct/indirect	100/0 %	direct/indirect	100/0 %
UGR lat./long.	24,7/24,8	UGR lat./long.	20,8/20,1
		VDU	65° < 1500cd/m²

Dimensions

Type	Versions	LxBxH/DxH	T	MB	Et	DA:xDA$_B$	Et	DS min/max
HLE./1200-1	LED	1176 x 84 x 76	72	100	170	L(+L+L..)+10 x 74	155	10 - 50
HLE./1200-2	LED	1176 x 136 x 76	72	150	170	L(+L+L..)+10 x 122	155	10 - 50
HLE./1500-1	LED	1476 x 84 x 76	72	100	170	L(+L+L..)+10 x 74	155	10 - 50
HLE./1500-2	LED	1476 x 136 x 76	72	150	170	L(+L+L..)+10 x 122	155	10 - 50

HLE. 1x ...

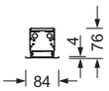

HLE. 2x ...

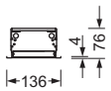

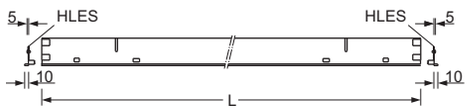

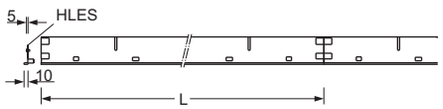



Luminaires are supplied with open ends. End faces and connectors must be ordered separately.





Products

Type	Lamps	lm/W	P_{Sys} [W]	Colour	Ballast	LxBxH/DxH	Art. no.	kg
Diffuser, satined direct distribution								
hokal-HLEG/1200-1	LED 2400 840	104	23	vw	ED	1176 x 84 x 76	6052 1024 180	3,10
					DALI[1)]	1176 x 84 x 76	6052 1026 680	3,10
hokal-HLEG/1500-1	LED 3600 840	100	36	vw	ED	1476 x 84 x 76	6052 3024 180	3,70
					DALI[1)]	1476 x 84 x 76	6052 3026 680	3,70
Micro-parabolic louvre, silky matt direct distribution								
hokal-HLEX/1200-1	LED 3400 840	118	28	vw	ED	1176 x 84 x 76	6052 1024 160	2,65
					DALI[1)]	1176 x 84 x 76	6052 1026 660	2,73
hokal-HLEX/1200-2	LED 6700 840	118	57	vw	ED	1176 x 136 x 76	6052 2024 160	4,00
					DALI[1)]	1176 x 136 x 76	6052 2026 660	4,00
hokal-HLEX/1500-1	LED 4200 840	119	35	vw	ED	1476 x 84 x 76	6052 3024 160	3,55
					DALI[1)]	1476 x 84 x 76	6052 3026 660	3,63
hokal-HLEX/1500-2	LED 8400 840	118	71	vw	ED	1476 x 136 x 76	6052 4024 160	4,50
					DALI[1)]	1476 x 136 x 76	6052 4026 660	4,50

[1)] IoT: Luminaires suitable for IoT (Internet of Things)

hokal T5

▶181 ▶40 ▶86

Products

Type	Lamps	P_{Sys} [W]	Colour	Ballast	LxBxH/DxH	Art. no.	kg
Diffuser, satined direct distribution							
hokal-HLEG	T5 1x28/54W	58	vw	ECG	1176 x 84 x 76	6052 1944 180	2,29
			vw	DALI[1)]	1176 x 84 x 76	6052 1946 680	2,30
	T5 1x35/49/80W	52	vw	ECG	1476 x 84 x 76	6052 1954 180	3,19
			vw	DALI[1)]	1476 x 84 x 76	6052 1956 680	3,18
	T5 2x35/49W	104	vw	ECG	1476 x 136 x 76	6052 2964 180	3,68
			vw	DALI[1)]	1476 x 136 x 76	6052 2966 680	3,67
	T5 2x28W	60	vw	ECG	1176 x 136 x 76	6052 2284 180	2,92
			vw	DALI[1)]	1176 x 136 x 76	6052 2286 680	3,06
Micro-parabolic louvre, highly specular direct distribution							
hokal-HLED	T5 1x28/54W	58	vw	ECG	1176 x 84 x 76	6052 1944 170	2,27
			vw	DALI[1)]	1176 x 84 x 76	6052 1946 670	2,28
	T5 1x35/49/80W	52	vw	ECG	1476 x 84 x 76	6052 1954 170	3,17
			vw	DALI[1)]	1476 x 84 x 76	6052 1956 670	3,16
	T5 2x28/54W	116	vw	ECG	1176 x 136 x 76	6052 2944 170	3,02
			vw	DALI[1)]	1176 x 136 x 76	6052 2946 670	3,16
	T5 2x35/49/80W	104	vw	ECG	1476 x 136 x 76	6052 2954 170	3,84
			vw	DALI[1)]	1476 x 136 x 76	6052 2956 670	3,84
Micro-parabolic louvre, silky matt direct distribution							
hokal-HLEX	T5 1x28/54W	58	vw	ECG	1176 x 84 x 76	6052 1944 160	2,27
			vw	DALI[1)]	1176 x 84 x 76	6052 1946 660	2,28
	T5 1x35/49/80W	52	vw	ECG	1476 x 84 x 76	6052 1954 160	3,17
			vw	DALI[1)]	1476 x 84 x 76	6052 1956 660	3,26
	T5 2x28/54W	116	vw	ECG	1176 x 136 x 76	6052 2944 160	3,02
			vw	DALI[1)]	1176 x 136 x 76	6052 2946 660	3,16
	T5 2x35/49/80W	104	vw	ECG	1476 x 136 x 76	6052 2954 160	3,81
			vw	DALI[1)]	1476 x 136 x 76	6052 2956 660	3,80

[1)] IoT: Luminaires suitable for IoT (Internet of Things)



hokal recessed luminaires accessories



① hokal with FLVWR through-wiring
③ Luminaire end faces kit HLES or HLESG
⑥ Luminaire fixing UBD / WSPHL
⑦ Diffuser connector protection strip GSL

Accessories

	Type	Colour	Material	Details	Art. no.		
Design							
Diffuser connector	GSL -1	tz	PC	Protection strip for 1/.. hokal-HL..G, procube CU..G	8460 1001 100	1	0,06
	GSL -2	tz	PC	Protection strip for 2/.. hokal-HL..G, procube CU..G	8460 1002 100	1	0,06
End faces	hokal -HLES -1	vw	St	for hokal HLE T5 1x.., -1 LED	6058 1205 100	2	0,06
	hokal -HLES -2	vw	St	for hokal HLE T5 2x.., -2 LED	6058 2205 100	2	0,06
	hokal -HLESG -1	vw	St	for hokal HLEG T5 1x.., -1 LED	6058 1225 100	2	0,06
Electrical technology							
Through-wiring cable	FLVWR 1500	ws	H05V2-U	5x1.5mm² for light run-capable LED/T5/T8 surface-mounted and suspended luminaires (ECG versions)	1945 1580 100	1	0,16
Mounting							
Fastening bracket	UBD 74	me	St	for hokal HLE T5 1x.., -1 LED	7995 0742 100	2	0,17
	UBD 122	me	St	for hokal HLE T5 2x.., -2 LED	7995 1222 100	2	0,23
Mounting rail	WSPHL 1200	me	St.galv.	h=20-40mm for hokal HLE... 28/54	7996 1200 100	2	1,50
	WSPHL 1500	me	St.galv.	h=20-40mm for hokal HLE... 35/49/80	7996 1500 100	2	1,88
Tool	SH 30	sw	Polymer	Suction holder, d=30mm for smooth diffuser covers, narrow design	9203 0030 100	1	0,06
	SH 55	sw	Polymer	Suction holder, d=55mm for smooth diffuser covers, broad design	9203 0065 100	1	0,08



RE



RE - slim recessed luminaires in LED technology

- Linear louvre luminaires for a wide variety of ceiling systems
- Suitable for VDU workstations, UGR ≤ 19
- Robust luminaire suitable for cubus surface-mounted and suspended luminaires

LED 5 years warranty

Type overview

- RSEX Parabolic louvre, silky matt direct distribution
- RE./312 for 312 mm ceiling systems
- RE./300 for 300 mm ceiling systems

RE LED



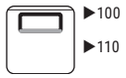

IP 20

Mounting:
• Ceiling recessed
Housing:
• Sheet steel
• Suitable for ceiling system: ceilings with visible T-rails; concealed symmetrical rail construction; cut-out ceilings
Lighting technology RSEX:
• Parabolic louvre, silky matt
• Lighting characteristic direct distribution
• Suitable for VDU workstations, 65°< 1000 cd/m², UGR ≤ 19 in accordance with DIN-EN 12464-1
Lamp:
• LED 50000h L80/B10
• CRI ≥ 80 / 4000K
Switching:
• 1 Controller
• Electronic driver
• 230V 50Hz
Accessories:
• UBB T5 LED universal mounting brackets for concealed symmetrical rail constructions or cut-out ceilings and SCT CLIPS securing clips for ceilings with visible T rails: to be ordered separately.





RSEX/300 -1200 LED 3100 lm 840

η_{LB}	100 %
lm/W	147
direct/indirect	100/0 %
UGR lat./long.	15,3/18,9
VDU	65° < 1000cd/m²

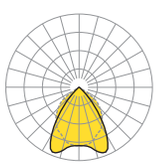

RSEX/300 -1200 LED 4300 lm 840

η_{LB}	100 %
lm/W	139
direct/indirect	100/0 %
UGR lat./long.	16,5/20,1
VDU	65° < 1000cd/m²

Dimensions

Type	Versions	LxBxH/DxH	T	MLxMB	Et	MLxMB	Et	DA_LxDA_B	Et
RE./300	LED	1197 x 297 x 58	51	1200 x 300	170	1200 x 300	120	1180 x 275	120
RE./312	LED	1247 x 310 x 58	51	1250 x 312,5	170	1250 x 312,5	120	1180 x 275	120

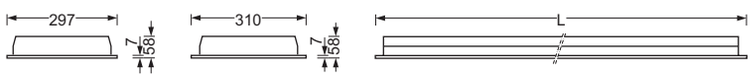

Products

Type	Lamps	lm/W	P_{Sys} [W]	Colour	Ballast	LxBxH/DxH	Art. no.	kg
Parabolic louvre, silky matt direct distribution								
RSEX/300 -1200	LED 3100 840	147	21	vw	ED	1197 x 297 x 58	7161 0304 160	5,00
					DALI[1)]	1197 x 297 x 58	7161 0306 660	5,00
	LED 4300 840	139	31	vw	ED	1197 x 297 x 58	7161 0504 160	5,00
					DALI[1)]	1197 x 297 x 58	7161 0506 660	5,00
RSEX/312 -1250	LED 3100 840	147	21	vw	ED	1247 x 310 x 58	7101 0304 160	5,00
					DALI[1)]	1247 x 310 x 58	7101 0306 660	5,00
	LED 4300 840	139	31	vw	ED	1247 x 310 x 58	7101 0504 160	5,00
					DALI[1)]	1247 x 310 x 58	7101 0506 660	5,00
RSEX/312 -1550	LED 3900 840	147	26	vw	ED	1547 x 310 x 58	7131 0304 160	6,30

[1)] IoT: Luminaires suitable for IoT (Internet of Things)

Accessories

	Type	Colour	Material	Details	Art. no.		kg
Mounting							
Fastening bracket	UBB T5/LED	me	St	for UE T5/LED, RSEX LED	7995 0504 100	4	0,20
Securing	SCT CLIPS	me	St	for UE, RSEX, PNE..., PRE..., PEMP/625..., PEO/625...	7995 0000 100	4	0,10





UE



UE universal recessed luminaires – with very good glare-control

- Square universal recessed luminaire in LED and T5 configurations
- Economic recessed luminaire with reduced installation costs
- In various versions suitable for standard ceiling systems

LED 5 years warranty

Type overview

- UEX Parabolic louvre, silky matt direct distribution
- UED Parabolic louvre, highly specular direct distribution
- UEM Louvre, white direct distribution
- UE./625 for 625 x 625 mm ceiling systems
- UE./600 for 600 x 600 mm ceiling systems

UE LED













LED A++ IP 20

Mounting:
• Ceiling recessed
Housing:
• Sheet steel
• Suitable for ceiling system: ceilings with visible T-rails; concealed symmetrical rail construction; cut-out ceilings
Lighting technology UEX:
• Parabolic louvre, silky matt
• Lighting characteristic direct distribution
• Suitable for VDU workstations, 65°< 1000 cd/m², UGR ≤ 19 in accordance with DIN-EN 12464-1
Lamp:
• LED 50000h L80/B10
• CRI ≥ 80 / 4000K
Switching:
• 1 Controller
• Electronic driver
• 230V 50Hz
Accessories:
• UBB T5/LED universal mounting brackets for concealed symmetrical rail constructions or recessed ceilings and SCT CLIPS securing clips for ceilings with visible T rails: to be ordered separately.



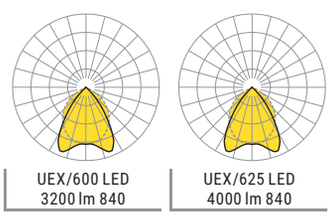

UEX/600 LED 3200 lm 840		UEX/625 LED 4000 lm 840	
η_{LB}	100 %	η_{LB}	100 %
lm/W	151	lm/W	144
direct/indirect	100/0 %	direct/indirect	100/0 %
UGR lat./long.	10,6/15,8	UGR lat./long.	11,5/16,7
VDU	65° < 1000cd/m²	VDU	65° < 1000cd/m²

Dimensions

Type	Versions	LxBxH/DxH	T	MLxMB	Et	MLxMB	Et	DA_LxDA_B	Et
UE./600	LED	596,5 x 596,5 x 58	51	600 x 600	250	600 x 600	120	585 x 585	120
UE./625	LED	621,5 x 621,5 x 58	51	625 x 625	250	625 x 625	120	585 x 585	120

[1]e = minimum ceiling distance (however only when ceiling construction and luminaires are simultaneously installed): 140 mm

UE./600



UE./625

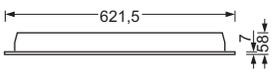

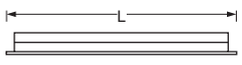

Products

Type	Lamps	lm/W	P_{Sys} [W]	Colour	Ballast	LxBxH/DxH	Art. no.	kg
Parabolic louvre, silky matt direct distribution								
UEX/600	LED 3200 840	151	21	vw	ED	596,5 x 596,5 x 58	7662 0404 160	3,90
					DALI[1]	596,5 x 596,5 x 58	7662 0406 660	3,90
	LED 4000 840	144	28	vw	ED	596,5 x 596,5 x 58	7662 0504 160	3,90
					DALI[1]	596,5 x 596,5 x 58	7662 0506 660	3,90
UEX/625	LED 3200 840	151	21	vw	ED	621,5 x 621,5 x 58	7602 0404 160	3,90
					DALI[1]	621,5 x 621,5 x 58	7602 0406 660	3,90
	LED 4000 840	144	28	vw	ED	621,5 x 621,5 x 58	7602 0504 160	3,90
					DALI[1]	621,5 x 621,5 x 58	7602 0506 660	3,90

[1] IoT: Luminaires suitable for IoT (Internet of Things)

Accessories

	Type	Colour	Material	Details	Art. no.		kg
Mounting							
Fastening bracket	UBB T5/LED	me	St	for UE T5/LED, RSEX LED	7995 0504 100	4	0,20
Securing	SCT CLIPS	me	St	for UE, RSEX, PNE..., PRE..., PEMP/625..., PEO/625...	7995 0000 100	4	0,10

UE T5

▶54 ▶102 ▶111

Products

Type	Lamps	P_{Sys} [W]	Colour	Ballast	LxBxH/DxH	Art. no.	kg
Parabolic louvre, highly specular direct distribution							
UED	T5 3x14W	48	vw	ECG	621,5 x 621,5 x 58	7607 3144 170	4,10
			vw	DALI[1)]	621,5 x 621,5 x 58	7607 3146 670	4,10
	T5 3x24W	78	vw	ECG	621,5 x 621,5 x 58	7607 3244 170	4,10
	T5 4x14W	64	vw	ECG	621,5 x 621,5 x 58	7607 4144 170	3,90
			vw	DALI[1)]	621,5 x 621,5 x 58	7607 4146 670	3,90
			vw	ECG EM-B3[2)]	621,5 x 621,5 x 58	7607 4147 770	4,30
	T5 4x24W	104	vw	ECG	621,5 x 621,5 x 58	7607 4244 170	3,90
UED/6	T5 3x14W	48	vw	ECG	596,5 x 596,5 x 58	7667 3144 170	3,90
			vw	DALI[1)]	596,5 x 596,5 x 58	7667 3146 670	3,90
	T5 4x14W	64	vw	ECG	596,5 x 596,5 x 58	7667 4144 170	3,70
			vw	DALI[1)]	596,5 x 596,5 x 58	7667 4146 670	3,70
			vw	ECG EM-B3[2)]	596,5 x 596,5 x 58	7667 4147 770	4,10
Parabolic louvre, silky matt direct distribution							
UEX	T5 3x14W	48	vw	ECG	621,5 x 621,5 x 58	7607 3144 160	4,03
			vw	DALI[1)]	621,5 x 621,5 x 58	7607 3146 660	4,03
	T5 4x14W	64	vw	ECG	621,5 x 621,5 x 58	7607 4144 160	3,80
			vw	DALI[1)]	621,5 x 621,5 x 58	7607 4146 660	3,80
			vw	ECG EM-B3[2)]	621,5 x 621,5 x 58	7607 4147 760	4,20
UEX/6	T5 3x14W	48	vw	ECG	596,5 x 596,5 x 58	7667 3144 160	3,80
			vw	DALI[1)]	596,5 x 596,5 x 58	7667 3146 660	3,83
	T5 4x14W	64	vw	ECG	596,5 x 596,5 x 58	7667 4144 160	3,60
			vw	DALI[1)]	596,5 x 596,5 x 58	7667 4146 660	3,60
			vw	ECG EM-B3[2)]	596,5 x 596,5 x 58	7667 4147 760	4,00
Louvre, white direct distribution							
UEM	T5 3x14W	48	vw	ECG	621,5 x 621,5 x 58	7604 3144 110	4,20
			vw	DALI[1)]	621,5 x 621,5 x 58	7604 3146 610	4,20
	T5 4x14W	64	vw	ECG	621,5 x 621,5 x 58	7604 4144 110	4,00
			vw	DALI[1)]	621,5 x 621,5 x 58	7604 4146 610	4,00
			vw	ECG EM-B3[2)]	621,5 x 621,5 x 58	7604 4147 710	4,40
UEM/6	T5 3x14W	48	vw	ECG	596,5 x 596,5 x 58	7664 3144 110	4,00
			vw	DALI[1)]	596,5 x 596,5 x 58	7664 3146 610	4,00
	T5 4x14W	64	vw	ECG	596,5 x 596,5 x 58	7664 4144 110	3,80
			vw	DALI[1)]	596,5 x 596,5 x 58	7664 4146 610	3,80
			vw	ECG EM-B3[2)]	596,5 x 596,5 x 58	7664 4147 710	4,20

[1)] : Luminaires suitable for IoT (Internet of Things)

[2)] : Luminaires with emergency light unit single battery 3h

Accessories

	Type	Colour	Material	Details	Art. no.		kg
Electrical technology							
Light Control	LC-OM MASTER REMOTE PC KIT			Remote control for commissioning the DALIeco (M5S5) light control system	8450 1041 200	1	0,11
	LC-OM USER REMOTE			Remote control for the operation of the DALIeco (M5S5) light control system	8450 1042 100	1	0,11
Mounting							
Fastening bracket	UBB T5/LED	me	St	for UE T5/LED, RSEX LED	7995 0504 100	4	0,20
Securing	SCT CLIPS	me	St	for UE, RSEX, PNE..., PRE..., PEMP/625..., PEO/625...	7995 0000 100	4	0,10







Standing and wall-mounted luminaires

alvia



▸197
▸198 ALWFA LED

visula



▸201
▸202 VSSIMP LED

visula



▸201
▸203 VSWIG LED

smile



▸205
▸206 SLG-W LED
▸206 SLG LED

MLS



▸208
▸209 MLS T5



Wall luminaires
from other chapters

Surface-mounted luminaires

peanut ▸ 106



wotek ▸ 114



lens pro ▸ 118



KL ▸ 126



WBLR, WQL ▸ 134



Light strips and furniture luminaires

ilia ▸ 262



IL ▸ 265



Damp-proof luminaires

WBLSPC ▸ 446



parsa ▸ 450



PU, PUPC ▸ 454



PA ▸ 458



PC ▸ 458





alvia



alvia wall luminaire - light technology for efficient lighting

- Compact wall-mounted luminaire made of high quality materials
- Impressive installation despite small dimensions
- Choice of output levels for various direct and indirect lighting components
- Purist design and innovative lighting technology

LED 5 years warranty

Type overview

- ALWFA Fresnel lens, Diffuser, frosted direct asymmetrical/ indirect symmetrical distribution

alvia LED

▶14

IP 20

Mounting:
- Wall mounting
- Furniture mounting

Housing:
- Extruded aluminium profile natural anodised, painted diecast aluminium end faces

Lighting technology ALWFA:
- Fresnel lens, Diffuser, frosted; PMMA plastic
- Lighting characteristic direct asymmetrical/indirect symmetrical distribution

Lamp:
- LED 50000h L80/B10
- CRI ≥ 80 / 3000K , 4000K

Switching:
- 1 Controller
- Electronic driver
- 230V 50Hz



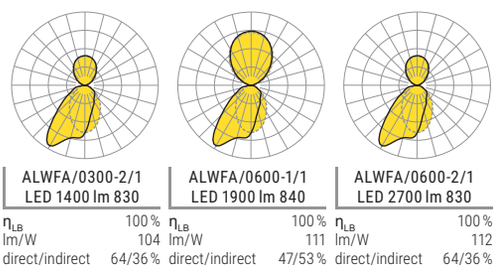



Mounting plate with simple levelling and directional adjustment

Dimensions

Type	Versions	LxBxH/DxH	A1	KE X/Y
ALW./0300-1/1	LED	290 x 50 x 80	240	-95 / 0
ALW./0300-2/1	LED	290 x 50 x 80	240	-95 / 0
ALW./0600-1/1	LED	570 x 50 x 80	520	0 / 0
ALW./0600-2/1	LED	570 x 50 x 80	520	0 / 0

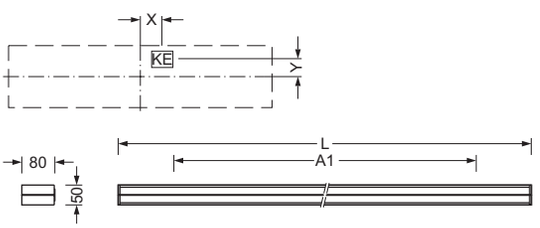

Products

Type	Lamps	lm/W	P_{Sys} [W]	Colour	Ballast	LxBxH/DxH	Art. no.	kg
Fresnel lens, Diffuser, frosted direct asymmetrical/indirect symmetrical distribution								
alvia-ALWFA/0300-1/1	LED 900 830	106	9	aen	ED	290 x 50 x 80	4221 0054 135	1,50
	LED 1000 840	111	9	aen	ED	290 x 50 x 80	4221 0044 135	1,50
alvia-ALWFA/0300-2/1	LED 1400 830	104	14	aen	ED	290 x 50 x 80	4221 1054 135	1,50
	LED 1400 840	109	14	aen	ED	290 x 50 x 80	4221 1044 135	1,50
alvia-ALWFA/0600-1/1	LED 1900 830	106	18	aen	ED	570 x 50 x 80	4222 0054 135	1,85
	LED 1900 840	111	18	aen	ED	570 x 50 x 80	4222 0044 135	1,85
alvia-ALWFA/0600-2/1	LED 2700 830	112	25	aen	ED	570 x 50 x 80	4222 1054 135	1,85
	LED 2800 840	117	25	aen	ED	570 x 50 x 80	4222 1044 135	1,85




PHILIPS

visula



visula – function combined with design

- LED free-standing luminaire for two-component office lighting
- LED wall-mounted luminaire for vertical luminous intensities
- Top marks for luminous efficacy and efficiency
- Free-standing luminaire with separately switchable or dimmable direct / indirect lighting components
- Flat and weightless form by Busse Design+Engineering
- Homogeneous light emission due to LED edge light injection

LED 5 years warranty

Type overview

- VSSIMP Bottom diffuser micro-prismatic / top diffuser clear direct/indirect distribution
- VSWIG Diffuser, frosted direct/indirect distribution for wall lighting homogeneous light output through LED edge light injection

visula LED

▶20 ▶70

IP 20

Mounting:
• Stand
Housing:
• Extruded, natural anodised aluminium profile; black head connection, switch and base
Lighting technology VSSIMP:
• Bottom diffuser micro-prismatic / top diffuser clear; PMMA plastic
• Lighting characteristic direct/indirect distribution
• Suitable for VDU workstations, 65°< 3000 cd/m²
Lamp:
• LED 50000h L80/B10
• CRI ≥ 80 / 4000K
Switching:
• Various switching modes available
• 2 control units
• Electronic driver
• 230V 50Hz
Miscellaneous:
• Master uminaire M5S5 with factory configuration for typical free standing luminaire function
• Other configurations on request
• Sand-cast base also available in white aluminium (RAL 9006) on request
Accessories:
• Optional: the remote control for operating the master luminaire M5S5 to be ordered separately.





VSSIMP LED
15700 lm 840

η_{LB}	100 %
lm/W	152
direct/indirect	14/86 %
VDU	65° < 3000cd/m²



General view

Dimensions

Type	Versions	LxBxH/DxH	FL	FB	KL	KB	KH
VSSI.	LED	680 x 330 x 1950	490	380	680	330	30

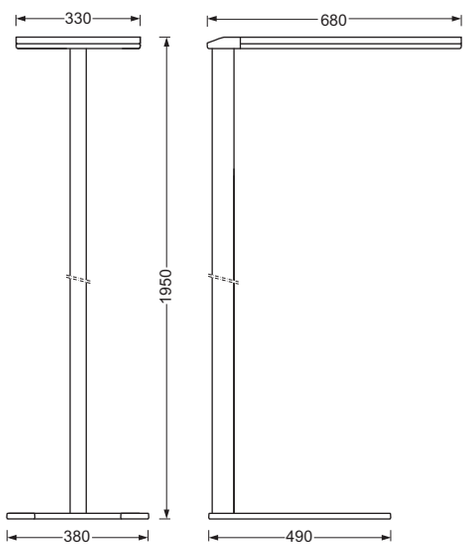

Products

Type	Lamps	lm/W	P_{Sys} [W]	Colour	Ballast	LxBxH/DxH	Art. no.	kg
Bottom diffuser micro-prismatic / top diffuser clear; direct/indirect distribution								
visula-VSSIMP	LED 15700 840	152	103	aen	ED	680 x 330 x 1950	4371 1304 175	18,42
					Touch	680 x 330 x 1950	4371 1306 575	18,42
					DALI M5S5[1)]	680 x 330 x 1950	4371 1308 175	18,42

[1)] : Luminaires with sensor

Accessories

	Type	Details	Art. no.		kg
Electrical technology					
Light Control	LC-OM USER REMOTE	Remote control for the operation of the DALIeco (M5S5) light control system	8450 1042 100	1	0,11

visula LED

▶20 ▶70

LED A+ IP 20

Mounting:
- Wall mounting
- Ceiling surface

Housing:
- Extruded aluminium profile, natural anodised; visible installation height 30 mm

Lighting technology VSWIG:
- Diffuser, frosted; PMMA plastic
- Lighting characteristic direct/indirect distribution for wall lighting

Lamp:
- LED 50000h L80/B10
- CRI ≥ 80 / 4000K

Switching:
- 1 Controller
- Electronic driver
- 230V 50Hz

Miscellaneous:
- Wall mounting brackets for simple clip mounting are included in the scope of delivery.

Mounting instructions:
- For wall mounting only vertical positioning is allowed



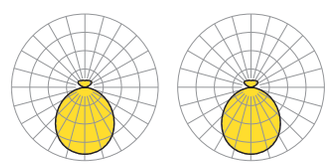

VSWIG/635 LED 2600 lm 840		VSWIG/355 LED 1300 lm 840	
η_{LB}	100 %	η_{LB}	100 %
lm/W	114	lm/W	104
direct/indirect	84/16 %	direct/indirect	84/16 %



visula VSWIG/355

Dimensions

Type	Versions	LxBxH/DxH	W	A1	KE X/Y
VSW./355	LED	355 x 330 x 42	330	265	0 / 0
VSW./635	LED	635 x 330 x 42	330	548	0 / 0

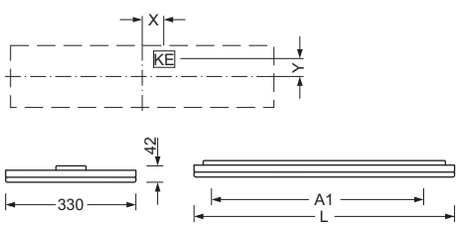

Products

Type	Lamps	lm/W	P_{Sys} [W]	Colour	Ballast	LxBxH/DxH	Art. no.	kg
Diffuser, frosted direct/indirect distribution for wall lighting homogeneous light output through LED edge light injection								
visula-VSWIG/355	LED 1300 840	104	13	aen	ED	355 x 330 x 42	4360 1034 115	2,40
visula-VSWIG/635	LED 2600 840	114	24	aen	ED	635 x 330 x 42	4361 1044 115	4,15
					DALI[1)]	635 x 330 x 42	4361 1046 615	4,15

1) IoT: Luminaires suitable for IoT (Internet of Things)





smile

smile - this smile is infectious

- LED mirror luminaire for wall mounting
- Uncompromising classic design
- Opal satin-finish polycarbonate diffuser
- Natural anodised housing base

LED 5 years warranty

Type overview

- SLG-W Diffuser, opal direct/indirect distribution with switch
- SLG Diffuser, opal direct/indirect distribution

smile LED

IP 44

Mounting:
- Wall mounting
- Furniture mounting

Housing:
- Anodised extruded aluminium profile with end faces made of polycarbonate plastic, black rocker switch

Lighting technology SLG , SLG-W:
- Diffuser, opal; PC plastic
- Lighting characteristic direct/indirect distribution

Lamp:
- LED 50000h L80/B10
- CRI ≥ 80 / 3000K, 4000K

Switching:
- 1 Controller
- Electronic driver
- 230V 50Hz

Mounting instructions:
- Note on protection rating:
  IP40 for ceiling mounting and version with switch,
  IP44 for wall mounting



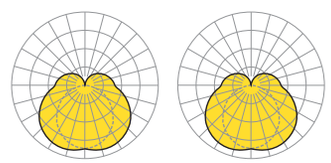

η_{LB}	100 %	η_{LB}	100 %
lm/W	116	lm/W	121
direct/indirect	77/23 %	direct/indirect	77/23 %



SLG-W with rocker switch, IP40

Dimensions

Type	Versions	LxBxH/DxH	A1	KE X/Y
SLG./0600	LED	600 x 51 x 82	350	150 / 0
SLG/0600	LED	600 x 47 x 82	350	150 / 0
SLG/1200	LED	1160 x 47 x 82	900	0 / 0

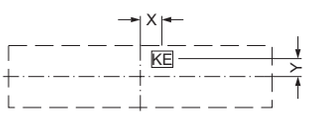

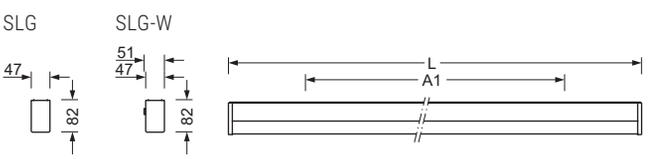

Products

Type	Lamps	lm/W	P_{Sys} [W]	Colour	Ballast	LxBxH/DxH	Art. no.	kg
Diffuser, opal direct/indirect distribution								
smile-SLG/0600	LED 1000 830	116	9	aen	ED	600 x 47 x 82	1616 1634 125	0,90
	LED 1000 840	121	9	aen	ED	600 x 47 x 82	1616 1644 125	0,90
smile-SLG/1200	LED 2000 830	116	18	aen	ED	1160 x 47 x 82	1616 1234 125	1,70
	LED 2000 840	121	18	aen	ED	1160 x 47 x 82	1616 1244 125	1,70
Diffuser, opal direct/indirect distribution with switch IP40								
smile-SLG-W/0600	LED 1000 830	116	9	aen	ED	600 x 51 x 82	1616 2634 125	0,90
	LED 1000 840	121	9	aen	ED	600 x 51 x 82	1616 2644 125	0,90





MLS

MLS mirror luminaire – radiant, soft and free of glare

- T5 mirror luminaire for wall mounting
- Timeless classic triangular shape in IP54 for sanitary facilities
- Opal satin-finish polycarbonate diffuser
- Quality aluminium housing base

Type overview

▸ MLS Diffuser, satined direct/indirect distribution

MLS T5

IP 54

Mounting:
- Ceiling surface
- Furniture mounting

Housing:
- Housing made of anodised extruded aluminium profile, white end faces made of polycarbonate

Lighting technology MLS:
- Diffuser, satined; PC plastic
- Lighting characteristic direct/indirect distribution

Lamp:
- For fitting with lamp(s) T5

Switching:
- 1 Controller
- Electronic ballast
- 230V 50Hz



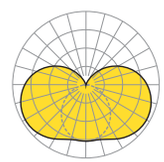

MLS 1x T5 14 W

η_{LB} 89 %
direct/indirect 72/28 %

Dimensions

Type	Versions	LxBxH/DxH	A1	A4	KE X/Y
MLS	T5 1x14, 24 W	600 x 81 x 91	450	53	215 / 0
	T5 1x21, 39 W	900 x 81 x 91	750	53	365 / 0
	T5 1x28, 54 W	1200 x 81 x 91	1050	53	515 / 0

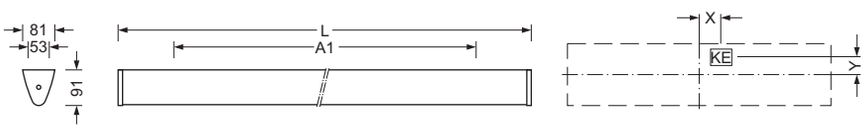

Products

Type	Lamps	P_{Sys} [W]	Colour	Ballast	LxBxH/DxH	Art. no.	kg
Diffuser, satined direct/indirect distribution							
MLS	T5 1x14W	16	vw	ECG	600 x 81 x 91	1632 1144 100	0,84
	T5 1x21W	23	vw	ECG	900 x 81 x 91	1632 1214 100	1,21
	T5 1x28W	30	vw	ECG	1200 x 81 x 91	1632 1284 100	1,74



rotara



▸231
- 232 ROET LED
- 234 ROEQT LED

zatta



▸237
- 240 ZTTAB LED
- 240 ZTTADA LED
- 240 ZTTAXB LED

Downlights, spotlights and tracks

doma



▸215
▸216 DESB LED
▸217 DESSB LED

relo



▸219
▸220 RDES-O LED

loda



▸223
▸224 LDESO LED

scota



▸227
▸228 SDES-O LED

emphara



▸243
▸246 EMTT LED

spotty



▸251
▸252 SYTT LED



Downlights

for ceilings with panels

doma ▸ 228



for cut-out ceilngs

doma ▸ 216



loda ▸ 224



relo ▸ 220



rotara ▸ 232



rotara ▸232



scota ▸ 228







doma

doma – high-quality downlight for many areas of application

- Universal downlight for recessed installation
- High-quality light technology with very good anti-glare effect
- IP54 possible on the room side

LED 5 years warranty

Type overview

- DESB Mirror reflector, highly specular direct wide distribution
- DESSB Mirror reflector, highly specular direct wide distribution IP 54

NEW

doma LED

IP 20

Mounting:
• Ceiling recessed
Housing:
• Sheet steel, die-cast aluminium with decor cover ring in white or pebble grey metallic
• Suitable for ceiling system: cut-out ceilings; panel ceiling
Lighting technology DESB:
• Mirror reflector, highly specular
• Lighting characteristic direct wide distribution
• Suitable for VDU workstations, 65°< 1000 cd/m², UGR ≤ 19 in accordance with DIN-EN 12464-1
Lamp:
• LED 50000h L80/B10
• CRI ≥ 80 / 4000K
Switching:
• 1 Controller
• Electronic driver
• 230V 50Hz
Accessories:
• Order mounting accessories separately:
Insert DES-EP necessary for panel ceilings;
DES-EM is available as an option for reinforcing cut-out ceilings



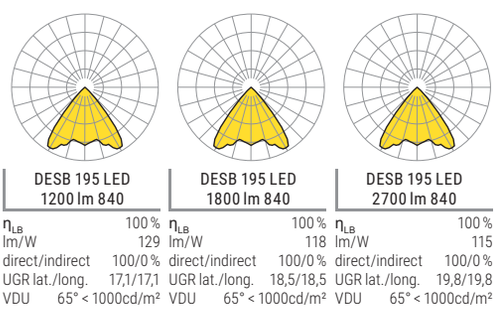

Dimensions

Type	Versions	DxH	T	KL	KB	KH	DA	Et	DS min/max
DES. 195	LED	246 x 113	108	157	67	30	229	165	10 - 25
DES. 2700 195	LED	246 x 117	113	157	67	30	229	165	10 - 25

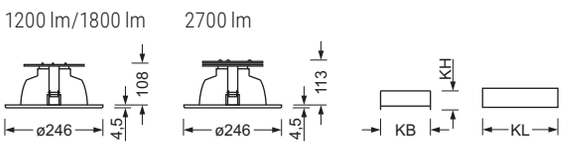

Products

Type	Lamps	lm/W	P_{Sys} [W]	Colour	Ballast	LxBxH/DxH	Art. no.	kg
Mirror reflector, highly specular direct wide distribution								
doma-DESB 195	LED 1200 840	129	9	ws	ED	246 x 113	3694 0314 120	0,72
				kgm	ED	246 x 113	3694 0314 125	0,72
	LED 1800 840	118	15	ws	ED	246 x 113	3694 0334 120	0,78
					DALI[1)]	246 x 113	3694 0336 620	0,83
					ED EM-B3[2)]	246 x 113	3694 0337 720	2,48
				kgm	ED	246 x 113	3694 0334 125	0,78
					DALI[1)]	246 x 113	3694 0336 625	0,83
	LED 2700 840	115	23	ws	ED	246 x 117	3694 0354 120	1,02
					DALI[1)]	246 x 117	3694 0356 620	1,07
					ED EM-B3[2)]	246 x 117	3694 0357 720	2,48
				kgm	ED	246 x 117	3694 0354 125	1,02
					DALI[1)]	246 x 117	3694 0356 625	1,07

[1)] : Luminaires suitable for IoT (Internet of Things)

[2)] : Luminaires with emergency light unit single battery 3h

Accessories

	Type	Colour	Material	Details	Art. no.		kg
Mounting							
Insert for panel ceilings	DES -EP 195	vw	St	Module 100/200 for DESB, DESSB	3699 8300 000	1	1,70
Reinforcing for mineral fibre ceilings	DES -EM 195	me	St	for DESB, DESSB	3699 8200 000	1	0,91
	DES -EM/6 195	me	St	for DESB, DESSB	3699 8260 000	1	0,87

doma LED

LED A++ IP 54

Mounting:
• Ceiling recessed
Housing:
• Sheet steel, die-cast aluminium with decor cover ring in white or pebble grey metallic
• Suitable for ceiling system: cut-out ceilings; panel ceiling
Lighting technology DESSB:
• Mirror reflector, highly specular; Glass
• Lighting characteristic direct wide distribution
Lamp:
• LED 50000h L80/B10
• CRI ≥ 80 / 4000K
Switching:
• 1 Controller
• Electronic driver
• 230V 50Hz
Accessories:
• Order mounting accessories separately:
Insert DES-EP necessary for panel ceilings;
DES-EM is available as an option for reinforcing cut-out ceilings



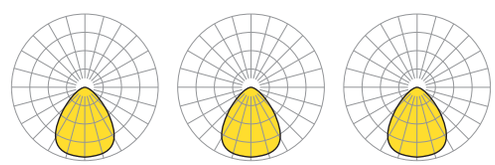

DESSB 195 IP54 LED 1100 lm 840		DESSB 195 IP54 LED 1600 lm 840		DESSB 195 IP54 LED 2300 lm 840	
η_{LB}	100 %	η_{LB}	100 %	η_{LB}	100 %
lm/W	113	lm/W	104	lm/W	101
direct/indirect	100/0 %	direct/indirect	100/0 %	direct/indirect	100/0 %
UGR lat./long.	20,3/20,3	UGR lat./long.	21,7/21,7	UGR lat./long.	23,1/23,1

Dimensions

Type	Versions	DxH	T	KL	KB	KH	DA	Et	DS min/max
DESS. 195	LED	246 x 113	108	157	67	30	229	165	10 - 25
DESS. 2300 195	LED	246 x 117	113	157	67	30	229	165	10 - 25

1100 lm/1600 lm

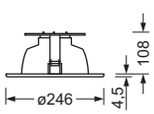

2300 lm

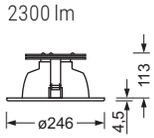

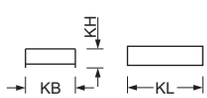

Products

Type	Lamps	lm/W	P_{Sys} [W]	Colour	Ballast	LxBxH/DxH	Art. no.	kg
Mirror reflector, highly specular direct wide distribution IP 54								
doma-DESSB 195 IP54	LED 1100 840	113	9	ws	ED	246 x 113	3694 1314 120	0,93
				kgm	ED	246 x 113	3694 1314 125	0,93
	LED 1600 840	104	15	ws	ED	246 x 113	3694 1334 120	0,99
					DALI[1)]	246 x 113	3694 1336 620	1,04
				kgm	ED	246 x 113	3694 1334 125	0,99
					DALI[1)]	246 x 113	3694 1336 625	1,04
	LED 2300 840	101	23	ws	ED	246 x 117	3694 1354 120	1,23
					DALI[1)]	246 x 117	3694 1356 620	1,28
				kgm	ED	246 x 117	3694 1354 125	1,23
					DALI[1)]	246 x 117	3694 1356 625	1,28

[1)] IoT: Luminaires suitable for IoT (Internet of Things)

Accessories

	Type	Colour	Material	Details	Art. no.		kg
Mounting							
Insert for panel ceilings	DES -EP 195	vw	St	Module 100/200 for DESB, DESSB	3699 8300 000	1	1,70
Reinforcing for mineral fibre ceilings	DES -EM 195	me	St	for DESB, DESSB	3699 8200 000	1	0,91
	DES -EM/6 195	me	St	for DESB, DESSB	3699 8260 000	1	0,87





relo

relo – simply versatile

- Universal LED downlight for recessed ceiling installation in IP44
- Robust, die-cast housing with driver, wired ready for use
- Direct light distribution using opal diffuser
- Choice of three different sizes and two light colours
- Recessed diffuser panel makes for an attractive appearance

Type overview

▸ RDES-O Diffuser, opal direct wide distribution

relo LED

IP 44

Mounting:
• Ceiling recessed
Housing:
• Die-cast aluminium
• Suitable for ceiling system: cut-out ceilings
Lighting technology RDES-O:
• Diffuser, opal; PC plastic
• Lighting characteristic direct wide distribution
Lamp:
• LED 50000h L70/B10
• CRI ≥ 80 / 3000K , 4000K
Switching:
• 1 Controller
• Electronic driver
• 230V 50Hz
Miscellaneous:
• External LED driver wired ready for operation via 0.4m flexible connection cable, access cable 1.0m, 2x0.75 mm² with wire end sleeves



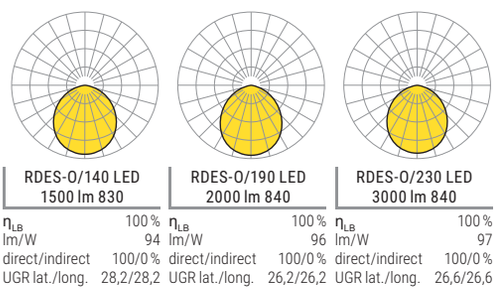

RDES-O/140 LED 1500 lm 830		RDES-O/190 LED 2000 lm 840		RDES-O/230 LED 3000 lm 840	
η_{LB}	100 %	η_{LB}	100 %	η_{LB}	100 %
lm/W	94	lm/W	96	lm/W	97
direct/indirect	100/0 %	direct/indirect	100/0 %	direct/indirect	100/0 %
UGR lat./long.	28,2/28,2	UGR lat./long.	26,2/26,2	UGR lat./long.	26,6/26,6



Ready for operation connecting kit

Dimensions

Type	Versions	DxH	T	KL	KB	KH	DA	Et	DS min/max
RDES-O/140	LED	140 x 45	45	145	43	30	125	95	10 - 20
RDES-O/190	LED	190 x 59	59	145	43	30	175	110	10 - 20
RDES-O/230	LED	230 x 59	59	145	43	30	215	110	10 - 20

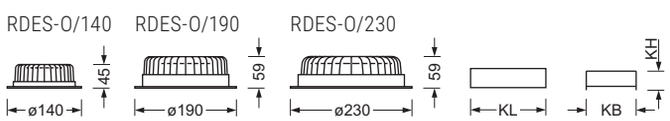

Products

Type	Lamps	lm/W	P_{Sys} [W]	Colour	Ballast	LxBxH/DxH	Art. no.	kg
Diffuser, opal direct wide distribution								
relo-RDES-O/140	LED 1500 830	94	16	ws	ED	140 x 45	3767 1114 140	0,58
	LED 1500 840	97	16	ws	ED	140 x 45	3767 1104 140	0,58
relo-RDES-O/190	LED 2000 830	93	21	ws	ED	190 x 59	3767 2114 140	0,91
					DALI[1)]	190 x 59	3767 2116 640	0,91
	LED 2000 840	96	21	ws	ED	190 x 59	3767 2104 140	0,91
					DALI[1)]	190 x 59	3767 2106 640	0,91
relo-RDES-O/230	LED 3000 830	94	31	ws	ED	230 x 59	3767 3114 140	1,21
					DALI[1)]	230 x 59	3767 3116 640	1,21
	LED 3000 840	97	31	ws	ED	230 x 59	3767 3104 140	1,21
					DALI[1)]	230 x 59	3767 3106 640	1,21

[1)] : Luminaires suitable for IoT (Internet of Things)







loda

loda – harmony in shape and light

- LED downlight for recessed installation in IP44
- Robust, die-cast housing with driver, wired ready for use
- Direct light distribution using opal diffuser
- Choice of warm white or neutral white light colours
- Pragmatic and economic solution for development areas

Type overview

▸ LDESO Diffuser, opal direct wide distribution

NEW

Ioda LED

IP 44



Mounting:
- Ceiling recessed

Housing:
- Die-cast aluminium
- Suitable for ceiling system: cut-out ceilings

Lighting technology LDESO:
- Diffuser, opal; PC plastic
- Lighting characteristic direct wide distribution

Lamp:
- LED 50000h L80/B10
- CRI ≥ 80 / 3000K, 4000K

Switching:
- 1 Controller
- Electronic driver
- 230V 50Hz

Miscellaneous:
- External LED driver wired ready for operation via 0.4m flexible connection cable, access cable 1.0m, 2x0.75 mm² with wire end sleeves

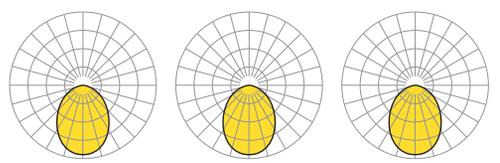

LDESO LED 2600 lm 840		LDESO LED 2200 lm 830		LDESO LED 1400 lm 840	
η_{LB}	100 %	η_{LB}	100 %	η_{LB}	100 %
lm/W	106	lm/W	88	lm/W	124
direct/indirect	100/0 %	direct/indirect	100/0 %	direct/indirect	100/0 %
UGR lat./long.	28,2/28,2	UGR lat./long.	27,5/27,5	UGR lat./long.	26,1/26,1



Ready for operation connecting kit

Dimensions

Type	Versions	DxH	T	KL	KB	KH	DA	Et	DS min/max
LDESO	LED	204 x 74	74	240	30	21	190	105	10 - 20

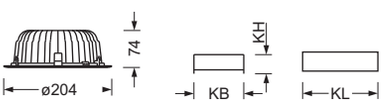

Products

Type	Lamps	lm/W	P_{Sys} [W]	Colour	Ballast	LxBxH/DxH	Art. no.	kg
Diffuser, opal direct wide distribution								
Ioda-LDESO	LED 1200 830	102	12	ws	ED	204 x 74	3767 0214 140	1,10
	LED 1400 840	124	12	ws	ED	204 x 74	3767 0204 140	1,10
	LED 2200 830	88	25	ws	ED	204 x 74	3767 0114 140	1,10
					DALI[1)]	204 x 74	3767 0116 640	1,10
	LED 2600 840	106	25	ws	ED	204 x 74	3767 0104 140	1,10
					DALI[1)]	204 x 74	3767 0106 640	1,10

[1)] IoT: Luminaires suitable for IoT (Internet of Things)







scota

scota – square, practical, good

- Universal square LED downlight for recessed ceiling installation in IP44
- Robust, die-cast housing with driver, wired ready for use
- Direct light distribution using opal diffuser
- Choice of two different sizes and two light colours
- Recessed diffuser panel makes for an attractive appearance

Type overview

▸ SDES-O Diffuser, opal direct wide distribution

NEW

scota LED

IP 44

Mounting:
- Ceiling recessed

Housing:
- Die-cast aluminium
- Suitable for ceiling system: cut-out ceilings

Lighting technology SDES-O:
- Diffuser, opal; PC plastic
- Lighting characteristic direct wide distribution

Lamp:
- LED 50000h L70/B10
- CRI ≥ 80 / 3000K, 4000K

Switching:
- 1 Controller
- Electronic driver
- 230V 50Hz

Miscellaneous:
- External LED driver wired ready for operation via 0.4m flexible connection cable, access cable 1.0m, 2x0.75 mm² with wire end sleeves





SDES-O/120 LED
1000 lm 830

η_{LB}	100 %
lm/W	93
direct/indirect	100/0 %
UGR lat./long.	29,4/29,4

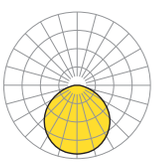

SDES-O/120 LED
1000 lm 840

η_{LB}	100 %
lm/W	96
direct/indirect	100/0 %
UGR lat./long.	29,5/29,5

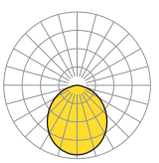

SDES-O/220 LED
2500 lm 840

η_{LB}	100 %
lm/W	99
direct/indirect	100/0 %
UGR lat./long.	27,2/27,2



Ready for operation connecting kit

Dimensions

Type	Versions	LxBxH/DxH	T	KL	KB	KH	DA_L x DA_B	Et	DS min/max
SDES-O/120	LED	120 x 120 x 53	53	145	44	30	100 x 100	83	10 - 20
SDES-O/220	LED	220 x 220 x 76	76	145	44	30	200 x 200	106	10 - 20

SD../120 SD../220

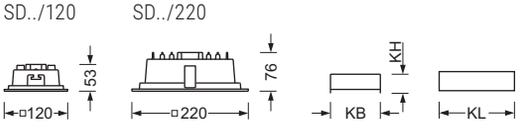

Products

Type	Lamps	lm/W	P_{Sys} [W]	Colour	Ballast	LxBxH/DxH	Art. no.	kg
Diffuser, opal direct wide distribution								
scota-SDES-O/120	LED 1100 830	93	12	ws	ED	120 x 120 x 53	3767 6224 140	0,52
	LED 1200 840	96	12	ws	ED	120 x 120 x 53	3767 6214 140	0,52
scota-SDES-O/220	LED 2500 830	97	25	ws	ED	220 x 220 x 76	3767 6124 140	1,15
					DALI[1)]	220 x 220 x 76	3767 6126 640	1,15
	LED 2500 840	99	26	ws	ED	220 x 220 x 76	3767 6114 140	1,15
					DALI[1)]	220 x 220 x 76	3767 6116 640	1,15

[1)] : Luminaires suitable for IoT (Internet of Things)







rotara

rotara – create a great atmosphere in showrooms

- Recessed LED spotlights for ceiling cut-outs
- High-quality reflectors with MIRO-SILVER® coating
- UGR ≤ 19 in accordance with DIN-EN 12464-1
- Choice of round or square in two different sizes
- Also available with DALI for dynamic lighting
- High degree of flexibility thanks to cardanic suspension

Type overview

- ROET Reflector, faceted, highly specular direct narrow distribution
- ROEQT Reflector, faceted, highly specular direct narrow distribution

rotara LED

IP 20

Mounting:
• Ceiling recessed
Housing:
• Die-cast aluminium, powder-coated, die-cast aluminium heat sink
• Suitable for ceiling system: cut-out ceilings
Lighting technology ROET:
• Reflector, faceted, highly specular; aluminium MIRO-SILVER®
• Beam angle 30°
• Lighting characteristic direct narrow distribution
• **ROE./144:** Suitable for VDU workstations, 65°< 3000 cd/m², UGR ≤ 19 in accordance with DIN-EN 12464-1
• **ROE./160:** Suitable for VDU workstations, 65°< 1000 cd/m², UGR ≤ 19 in accordance with DIN-EN 12464-1
Lamp:
• LED 50000h L80/B50
• CRI ≥ 80 / 3000K, 4000K
Switching:
• 1 Controller
• Electronic driver
• 230V 50Hz
Miscellaneous:
• High mobility of 360° pivoting with swivel range of 30° (ROE/144) and 45° (ROE/160)
• External LED driver wired ready for operation via 0.4m flexible connection cable, access cable 1.0m, 2x0.75mm² with wire end sleeves
Accessories:
• Exchange reflectors available as accessories

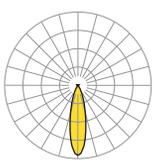

ROET/144 LED 2500 lm 830		ROET/160 LED 4300 lm 840	
η_{LB}	100 %	η_{LB}	100 %
lm/W	109	lm/W	121
direct/indirect	100/0 %	direct/indirect	100/0 %
UGR lat./long.	16,5/16,5	UGR lat./long.	15,5/15,5
VDU	65° < 3000cd/m²	VDU	65° < 1000cd/m²

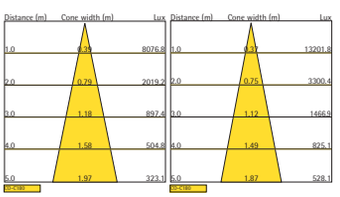



General view



Dimensions

Type	Versions	DxH	KL	KB	KH	DA	Et	DS min/max
ROE./144	LED	138 x 94	115	53	23	120	140	10 - 20
ROE./160	LED	182 x 119	170	45	35	170	160	10 - 20

ROE. 144 ROE. 160

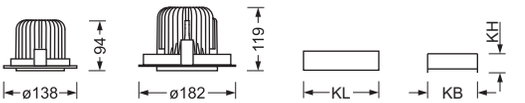



Products

Type	Lamps		lm/W	P_{Sys} [W]	Colour	Ballast	LxBxH/DxH	Art. no.	kg
Reflector, faceted, highly specular direct narrow distribution									
rotara-ROET/144	LED 2500 830	30	109	23	vw	ED	138 x 94	3757 0034 130	0,40
						DALI[1)]	138 x 94	3757 0036 630	0,40
	LED 2600 840	30	114	23	vw	ED	138 x 94	3757 0044 130	0,40
						DALI[1)]	138 x 94	3757 0046 630	0,40
rotara-ROET/160	LED 4100 830	30	114	36	vw	ED	182 x 119	3757 0054 130	1,70
						DALI[1)]	182 x 119	3757 0056 630	1,70
	LED 4300 840	30	121	36	vw	ED	182 x 119	3757 0064 130	1,70
						DALI[1)]	182 x 119	3757 0066 630	1,70

[1)] IoT: Luminaires suitable for IoT (Internet of Things)

Accessories

	Type	Colour	Material	Details	Art. no.		kg
Lighting technology							
Reflector	30°-110/144-REFLEKTOR	aeh	Al	Exchangeable reflector, highly specular faceted, beam angle 30°, for EMTT/110, ROE./144	3750 0004 130	1	0,01
	40°-110/144-REFLEKTOR	aes	Al	Exchangeable reflector, highly specular faceted, beam angle 40°, for EMTT/110, ROE./144	3750 4014 140	1	0,01
	60°-160-REFLEKTOR	aes	Al	Exchangeable reflector, matt segmented, beam angle 60°, for ROE./160,	3750 5014 140	1	0,03

rotara LED

IP 20



Mounting:
- Ceiling recessed

Housing:
- Die-cast aluminium, powder-coated, die-cast aluminium heat sink
- Suitable for ceiling system: cut-out ceilings

Lighting technology ROEQT:
- Reflector, faceted, highly specular; aluminium MIRO-SILVER®
- Beam angle 30°
- Lighting characteristic direct narrow distribution
- **ROEQ./144:** Suitable for VDU workstations, 65°< 3000 cd/m², UGR ≤ 19 in accordance with DIN-EN 12464-1
- **ROEQ./160:** Suitable for VDU workstations, 65°< 1000 cd/m², UGR ≤ 19 in accordance with DIN-EN 12464-1

Lamp:
- LED 50000h L80/B50
- CRI ≥ 80 / 3000K, 4000K

Switching:
- 1 Controller
- Electronic driver
- 230V 50Hz

Miscellaneous:
- High mobility, 360° pivoting with swivel range of 30° (ROEQ./144), 45° fully cardanic (ROEQ)
- External LED driver wired ready for operation via 0.4m flexible combination cable, connection cable 1.0m, 2x0.75mm² with wire end sleeves

Accessories:
- Exchange reflectors available as accessories

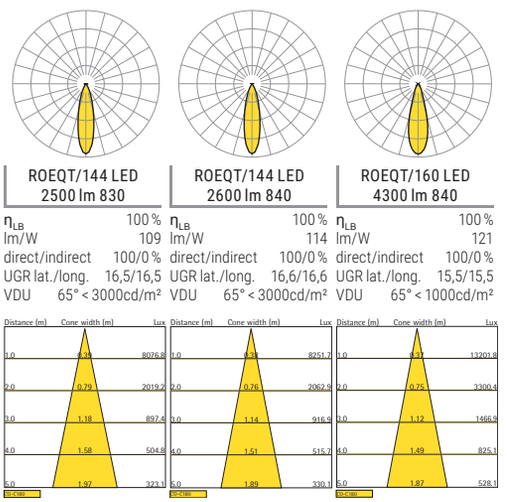

ROEQT/144 LED 2500 lm 830		ROEQT/144 LED 2600 lm 840		ROEQT/160 LED 4300 lm 840	
η_{LB}	100 %	η_{LB}	100 %	η_{LB}	100 %
lm/W	109	lm/W	114	lm/W	121
direct/indirect	100/0 %	direct/indirect	100/0 %	direct/indirect	100/0 %
UGR lat./long.	16,5/16,5	UGR lat./long.	16,6/16,6	UGR lat./long.	15,5/15,5
VDU	65° < 3000cd/m²	VDU	65° < 3000cd/m²	VDU	65° < 1000cd/m²



General view

Dimensions

Type	Versions	LxBxH	KL	KB	KH	DA_LxDA_B	Et	DS min/max
ROEQ./144	LED	151 x 151 x 94	115	53	23	135 x 135	140	10 - 20
ROEQ./160	LED	175 x 175 x 119	170	45	35	155 x 160	160	10 - 20

ROEQ. 144 ROEQ. 160

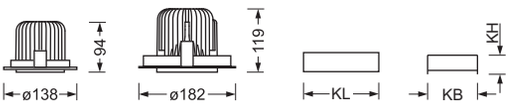



Products

Type	Lamps		lm/W	P_{Sys} [W]	Colour	Ballast	LxBxH/DxH	Art. no.	kg
Reflector, faceted, highly specular direct narrow distribution									
rotara-ROEQT/144	LED 2500 830	30	109	23	vw	ED	151 x 151 x 94	3758 0034 130	0,40
						DALI[1)]	151 x 151 x 94	3758 0036 630	0,40
	LED 2600 840	30	114	23	vw	ED	151 x 151 x 94	3758 0044 130	0,40
						DALI[1)]	151 x 151 x 94	3758 0046 630	0,40
rotara-ROEQT/160	LED 4100 830	30	114	36	vw	ED	175 x 175 x 119	3758 0054 130	1,70
						DALI[1)]	175 x 175 x 119	3758 0056 630	1,70
	LED 4300 840	30	121	36	vw	ED	175 x 175 x 119	3758 0064 130	1,70
						DALI[1)]	175 x 175 x 119	3758 0066 630	1,70

[1)] IoT: Luminaires suitable for IoT (Internet of Things)

Accessories

	Type	Colour	Material	Details	Art. no.		kg
Lighting technology							
Reflector	30°-110/144-REFLEKTOR	aeh	Al	Exchangeable reflector, highly specular faceted, beam angle 30°, for EMTT/110, ROE./144	3750 0004 130	1	0,01
	40°-110/144-REFLEKTOR	aes	Al	Exchangeable reflector, highly specular faceted, beam angle 40°, for EMTT/110, ROE./144	3750 4014 140	1	0,01
	60°-160-REFLEKTOR	aes	Al	Exchangeable reflector, matt segmented, beam angle 60°, for ROE./160,	3750 5014 140	1	0,03





zatta

zatta - with this light raft
you will be riding on the wave of success

- Gracefully lightweight general lighting
- Outstanding for low installation heights
- Light distribution from wide to extra-wide to double asymmetrical distribution
- Output levels from 6,100 up to 8,000 lumen
- Suitable for suspended installation or attachment to 3-phase tracks

LED 5 years warranty

Type overview

- ZTTAB Individual.Lens.Optic direct wide distribution
- ZTTADA Individual.Lens.Optic direct double asymmetrical distribution
- ZTTAXB Individual.Lens.Optic direct extremely wide distribution

zatta



Time for you to make a move

Our new format for surface luminaires

- New option – surface luminaire on tracks
- Object areas: general lighting/aisle lighting/retail/logistics
- Extremely flat housing with driver
- Track and suspended mounting
- Excellent surface luminaire with flexible lighting technology
- Efficient, anti-glare lighting technology with Individual.Lens.Optic
- Output levels from 6,100 up to 8,000 lumen

zatta + DPSN

Lighting technology*

extremely wide distribution	wide distribution	double asymmetrical-distribution

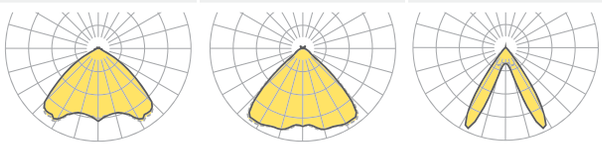

* Other lighting technologies possible

Suspended mounting





Optional: noble & black



NEW

zatta LED

▶254

▶24

LED A++ IP 20

Mounting:
• 3-phase track
Housing:
• Sheet steel housing, powder-coated
Lighting technology ZTTAB:
• Individual.Lens.Optic; PMMA plastic
• Lighting characteristic direct wide distribution
Lighting technology ZTTADA:
• Individual.Lens.Optic; PMMA plastic
• Lighting characteristic direct double asymmetrical distribution
Lighting technology ZTTAXB:
• Individual.Lens.Optic; PMMA plastic
• Lighting characteristic direct extremely wide distribution
Lamp:
• LED 50000h L80/B10
• CRI ≥ 80 / 3000K, 4000K
Switching:
• 1 Controller
• Electronic driver
• 230V 50Hz
Miscellaneous:
• Track adapter included in scope of delivery. Black available on request. DPSN FUNK adapter DT8 EnOcean available as accessory. Information about further EnOceon components via Dali@regiolux.de



ZTTAB-3 LED 7900 lm 840		ZTTADA-3 LED 8000 lm 840		ZTTAXB-2 LED 6100 lm 830	
η_{LB}	100 %	η_{LB}	100 %	η_{LB}	100 %
lm/W	160	lm/W	162	lm/W	144
direct/indirect	100/0 %	direct/indirect	100/0 %	direct/indirect	100/0 %
UGR lat./long.	20,8/20,9	UGR lat./long.	19,9/18,5	UGR lat./long.	23,5/23,4



zatta-ZTTAB-2
LED sg



DPSN FUNK reciever



Tool for removal on
DPSN



Dimensions

Type	Versions	LxBxH/DxH
ZTT.-2	LED	617 x 119 x 32
ZTT.-3	LED	617 x 175 x 32

ZTT.-2 ZTT.-3

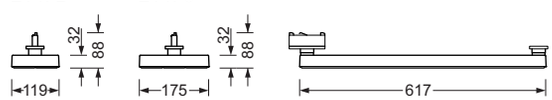

Products

Type	Lamps	lm/W	P_{Sys} [W]	Colour	Ballast	LxBxH/DxH	Art. no.	kg
Individual.Lens.Optic direct wide distribution								
zatta-ZTTAB-2	LED 6100 830	143	42	vw	ED	617 x 119 x 32	4123 1034 120	2,52
					DALI[1)]	617 x 119 x 32	4123 1036 620	2,62
				sg	ED	617 x 119 x 32	4123 1034 125	2,52
					DALI[1)]	617 x 119 x 32	4123 1036 625	2,62
	LED 6500 840	154	42	vw	ED	617 x 119 x 32	4123 1044 120	2,52
					DALI[1)]	617 x 119 x 32	4123 1046 620	2,62
				sg	ED	617 x 119 x 32	4123 1044 125	2,52
					DALI[1)]	617 x 119 x 32	4123 1046 625	2,62
zatta-ZTTAB-3	LED 7400 830	149	49	vw	ED	617 x 175 x 32	4123 0014 120	3,22
					DALI[1)]	617 x 175 x 32	4123 0016 620	3,33
				sg	ED	617 x 175 x 32	4123 0014 125	3,22
					DALI[1)]	617 x 175 x 32	4123 0016 625	3,33
	LED 7900 840	160	49	vw	ED	617 x 175 x 32	4123 0024 120	3,22
					DALI[1)]	617 x 175 x 32	4123 0026 620	3,32
				sg	ED	617 x 175 x 32	4123 0024 125	3,22
					DALI[1)]	617 x 175 x 32	4123 0026 625	3,32
Individual.Lens.Optic direct double asymmetrical distribution								
zatta-ZTTADA-2	LED 6200 830	145	42	vw	ED	617 x 119 x 32	4123 1034 110	2,52
					DALI[1)]	617 x 119 x 32	4123 1036 610	2,62
				sg	ED	617 x 119 x 32	4123 1034 115	2,52
					DALI[1)]	617 x 119 x 32	4123 1036 615	2,62
	LED 6600 840	155	42	vw	ED	617 x 119 x 32	4123 1044 110	2,52
					DALI[1)]	617 x 119 x 32	4123 1046 610	2,62
				sg	ED	617 x 119 x 32	4123 1044 115	2,52
					DALI[1)]	617 x 119 x 32	4123 1046 615	2,62
zatta-ZTTADA-3	LED 7500 830	151	49	vw	ED	617 x 175 x 32	4123 0014 110	3,22
					DALI[1)]	617 x 175 x 32	4123 0016 610	3,33
				sg	ED	617 x 175 x 32	4123 0014 115	3,22
					DALI[1)]	617 x 175 x 32	4123 0016 615	3,33
	LED 8000 840	162	49	vw	ED	617 x 175 x 32	4123 0024 110	3,22
					DALI[1)]	617 x 175 x 32	4123 0026 610	3,32
				sg	ED	617 x 175 x 32	4123 0024 115	3,22
					DALI[1)]	617 x 175 x 32	4123 0026 615	3,32
Individual.Lens.Optic direct extremely wide distribution								
zatta-ZTTAXB-2	LED 6100 830	144	42	vw	ED	617 x 119 x 32	4123 1034 130	2,52
					DALI[1)]	617 x 119 x 32	4123 1036 630	2,62
				sg	ED	617 x 119 x 32	4123 1034 135	2,52
					DALI[1)]	617 x 119 x 32	4123 1036 635	2,62
	LED 6600 840	154	42	vw	ED	617 x 119 x 32	4123 1044 130	2,52
					DALI[1)]	617 x 119 x 32	4123 1046 630	2,62
				sg	ED	617 x 119 x 32	4123 1044 135	2,52
					DALI[1)]	617 x 119 x 32	4123 1046 635	2,62
zatta-ZTTAXB-3	LED 7400 830	150	49	vw	ED	617 x 175 x 32	4123 0014 130	3,22
					DALI[1)]	617 x 175 x 32	4123 0016 630	3,33
				sg	ED	617 x 175 x 32	4123 0014 135	3,22
					DALI[1)]	617 x 175 x 32	4123 0016 635	3,33
	LED 8000 840	161	49	vw	ED	617 x 175 x 32	4123 0024 130	3,22
					DALI[1)]	617 x 175 x 32	4123 0026 630	3,32
				sg	ED	617 x 175 x 32	4123 0024 135	3,22
					DALI[1)]	617 x 175 x 32	4123 0026 635	3,32

[1)] : Luminaires suitable for IoT (Internet of Things)

Accessories

	Type	Colour	Material	Details	Art. no.		kg
Mounting							
Tool	ZTTA-ERW	vw	St	for zatta for removal on DPSN	4123 9000 100	1	0,15
Structure							
Mountig rail	DPSN-FUNK	sg	PC	Wireless reviever for DSPN	3754 5000 205	1	0,50



emphara



emphara – effective presentation

- LED track spotlight with high-quality reflectors with MIRO SILVER® coating
- 7 different light colours and CRI values 80 and up
- Coherent and simple design
- Adapter for DPSN 3-phase tracks with DALI
- Flexible use as it can be rotated and swivelled through 350° and 90° respectively

LED 5 years warranty

Type overview

- EMTT Reflector, faceted, highly specular direct narrow distribution

emphara



Setting new accents with the optimal colour temperatures

1900K 2000K 2200K 3000K 4000K



Colour temperature and CRI/Ra

Together with light colours, the colour rendering index (CRI) denoted by the symbol Ra is the indicator for the quality of colour rendering.
The CRI provides information about the quality with which the of colours of illuminated objects are rendered or reflected.



Highlight the presentation of the merchandise with high-contrast accents

- High quality low glare reflectors (beam angles 30°, 40°, 60°)
- 7 different light colours
- CRI values 80 and up
- Coherent and simple design
- Adapter for 3-phase tracks with DALI for DPSN
- Flexible use as it can be rotated and swivelled through 350° and 90° respectively

5000K 6500K

+ CRI 90



NEW

emphara LED with special light colours

▶254

IP 20

Mounting:
• 3-phase track
Housing:
• Spotlight unit made of die-cast aluminium, powder-coated
Lighting technology EMTT:
• Reflector, faceted, highly specular; aluminium MIRO-SILVER®
• Beam angle 30°
• Suitable for VDU workstations, 65°< 3000 cd/m²,
UGR ≤ 19 in accordance with DIN-EN 12464-1
Lamp:
• LED 50000h L80/B50
• CRI ≥ 80 / 1900K, 2200K, 2700K
• CRI ≥ 90 / 4000K, 6300K
Switching:
• 1 Controller
• Electronic driver
• 230V 50Hz
Miscellaneous:
• Head can be rotated 350° and swivelled 90°
• Luminaire including LED and driver
Accessories:
• Exchange reflectors 40° and 60° available as accessories



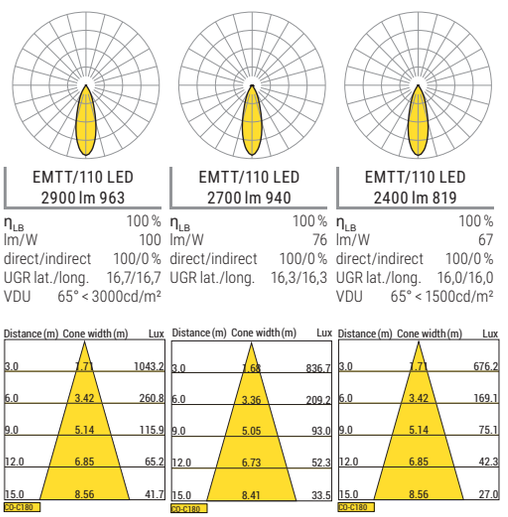

Dimensions

Type	Versions	LxBxH/DxH	KL	KB	KH
EMT./110	LED	110 x 180 x 254	133	42	53

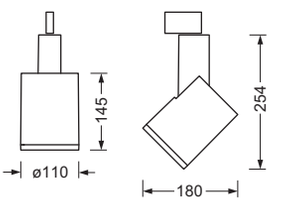



emphara-EMTT/110 LED sg



emphara-EMTT/110 LED sw



Products

Type	Lamps		lm/W	P_{Sys} [W]	Colour	Ballast	LxBxH/DxH	Art. no.	kg
Reflector, faceted, highly specular direct narrow distribution									
emphara-EMTT/110	LED 2300 822	30	64	36	vw	ED	110 x 180 x 254	3751 2044 130	1,20
					sw	ED	110 x 180 x 254	3751 2044 134	1,20
					sg	ED	110 x 180 x 254	3751 2044 135	1,20
	LED 2400 819	30	67	36	vw	ED	110 x 180 x 254	3751 2034 130	1,20
					sw	ED	110 x 180 x 254	3751 2034 134	1,20
					sg	ED	110 x 180 x 254	3751 2034 135	1,20
	LED 2700 940	30	75	36	vw	ED	110 x 180 x 254	3751 2054 130	1,20
					sw	ED	110 x 180 x 254	3751 2054 134	1,20
					sg	ED	110 x 180 x 254	3751 2054 135	1,20
	LED 2900 963	30	97	29	vw	ED	110 x 180 x 254	3751 2064 130	1,20
					sw	ED	110 x 180 x 254	3751 2064 134	1,20
					sg	ED	110 x 180 x 254	3751 2064 135	1,20
	LED 3700 827	30	103	36	vw	ED	110 x 180 x 254	3751 2074 130	1,20
					sw	ED	110 x 180 x 254	3751 2074 134	1,20
					sg	ED	110 x 180 x 254	3751 2074 135	1,20

Accessories

	Type	Colour	Material	Details	Art. no.		kg
Lighting technology							
Reflector	30°-110/144-REFLEKTOR	aeh	Al	Exchangeable reflector, highly specular faceted, beam angle 30°, for EMTT/110, ROE./144	3750 0004 130	1	0,01
	40°-110/144-REFLEKTOR	aes	Al	Exchangeable reflector, highly specular faceted, beam angle 40°, for EMTT/110, ROE./144	3750 4014 140	1	0,01
	60°-110/144-REFLEKTOR	aes	Al	Exchangeable reflector, matt segmented, beam angle 60°, for EMTT/110	3750 0004 160	1	0,01

NEW

emphara LED with proven light colours

▶254

LED A++ A+ 19 CE IP 20

Mounting:
• 3-phase track
Housing:
• Spotlight unit made of die-cast aluminium, powder-coated
Lighting technology EMTT:
• Reflector, faceted, highly specular; aluminium MIRO-SILVER®
• Beam angle 30°
• Lighting characteristic direct narrow distribution
• Glare evaluation UGR ≤ 19
Lamp:
• LED 50000h L80/B50
• CRI ≥ 80 / 3000K, 4000K
Switching:
• 1 Controller
• Electronic driver
• 230V 50Hz
Miscellaneous:
• Head can be rotated 350° and swivelled 90°
• Luminaire including LED and driver
Accessories:
• Exchange reflectors 40° and 60° available as accessories



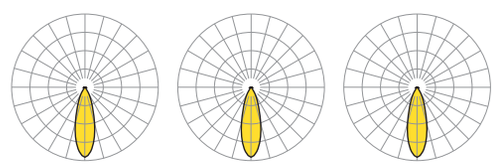

EMTT/110 LED 2900 lm 830		EMTT/110 LED 3900 lm 830		EMTT/110 LED 4100 lm 840	
η_{LB}	100 %	η_{LB}	100 %	η_{LB}	100 %
lm/W	115	lm/W	108	lm/W	114
direct/indirect	100/0 %	direct/indirect	100/0 %	direct/indirect	100/0 %
UGR lat./long.	16,5/16,5	UGR lat./long.	17,5/17,5	UGR lat./long.	17,7/17,7

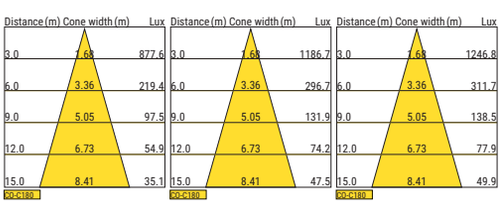

Dimensions

Type	Versions	LxBxH/DxH	KL	KB	KH
EMT./110	LED	110 x 180 x 254	133	42	53

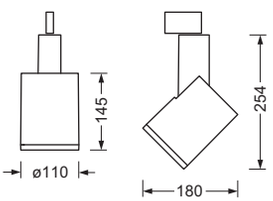



emphara-EMTT/110 LED sg



emphara-EMTT/110 LED sw



Products

Type	Lamps		lm/W	P_{Sys} [W]	Colour	Ballast	LxBxH/DxH	Art. no.	kg
Reflector, faceted, highly specular direct narrow distribution									
emphara-EMTT/110	LED 2900 830	30	115	25	vw	ED	110 x 180 x 254	3751 1014 130	1,20
						DALI[1)]	110 x 180 x 254	3751 1016 630	1,20
					sw	ED	110 x 180 x 254	3751 1014 134	1,20
						DALI[1)]	110 x 180 x 254	3751 1016 634	1,20
					sg	ED	110 x 180 x 254	3751 1014 135	1,20
						DALI[1)]	110 x 180 x 254	3751 1016 635	1,20
	LED 3000 840	30	121	25	vw	ED	110 x 180 x 254	3751 1024 130	1,20
						DALI[1)]	110 x 180 x 254	3751 1026 630	1,20
					sw	ED	110 x 180 x 254	3751 1024 134	1,20
						DALI[1)]	110 x 180 x 254	3751 1026 634	1,20
					sg	ED	110 x 180 x 254	3751 1024 135	1,20
						DALI[1)]	110 x 180 x 254	3751 1026 635	1,20
	LED 3900 830	30	108	36	vw	ED	110 x 180 x 254	3751 2014 130	1,20
						DALI[1)]	110 x 180 x 254	3751 2016 630	1,20
					sw	ED	110 x 180 x 254	3751 2014 134	1,20
						DALI[1)]	110 x 180 x 254	3751 2016 634	1,20
					sg	ED	110 x 180 x 254	3751 2014 135	1,20
						DALI[1)]	110 x 180 x 254	3751 2016 635	1,20
	LED 4100 840	30	114	36	vw	ED	110 x 180 x 254	3751 2024 130	1,20
						DALI[1)]	110 x 180 x 254	3751 2026 630	1,20
					sw	ED	110 x 180 x 254	3751 2024 134	1,20
						DALI[1)]	110 x 180 x 254	3751 2026 634	1,20
					sg	ED	110 x 180 x 254	3751 2024 135	1,20
						DALI[1)]	110 x 180 x 254	3751 2026 635	1,20

[1)] IoT: Luminaires suitable for IoT (Internet of Things)

Accessories

	Type	Colour	Material	Details	Art. no.		kg
Lighting technology							
Reflector	30°-110/144-REFLEKTOR	aeh	Al	Exchangeable reflector, highly specular faceted, beam angle 30°, for EMTT/110, ROE./144	3750 0004 130	1	0,01
	40°-110/144-REFLEKTOR	aes	Al	Exchangeable reflector, highly specular faceted, beam angle 40°, for EMTT/110, ROE./144	3750 4014 140	1	0,01
	60°-110/144-REFLEKTOR	aes	Al	Exchangeable reflector, matt segmented, beam angle 60°, for EMTT/110	3750 0004 160	1	0,01


Fitness.
Gesundheit.
Lifestyle.
clever fit
www.clever-fit.com
clever fit

spotty



spotty – high-quality, compact and true colour

- LED track spotlight with high-quality reflectors with MIRO SILVER® coating
- Compact design, very good colour rendering (CRI 90)
- Driver thermally separated for long service life
- With universal adapter for 3-phase track
- Flexibly deployable as it can be rotated and swivelled through 350° and 90° respectively

LED 5 years warranty

Type overview

▸ SYTT Reflector, segmented, highly specular direct narrow distribution

NEW

spotty LED

▶254

LED A+ IP 20

Mounting:
• 3-phase track
Housing:
• Spotlight unit made of die-cast aluminium, powder-coated
Lighting technology SYTT:
• Reflector, segmented, highly specular; aluminium MIRO-SILVER®
• Beam angle 36°
• Lighting characteristic direct narrow distribution
• Glare evaluation UGR ≤ 19
Lamp:
• LED 50000h L80/B50
• CRI ≥ 90 / 3000K, 4000K
Switching:
• 1 Controller
• Electronic driver
• 230V 50Hz
Miscellaneous:
• Head can be rotated 350° and swivelled 90°
• Luminaire including LED and driver



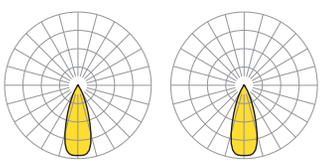

SYTT LED 2600 lm 930		SYTT LED 2700 lm 940	
η_{LB}	100 %	η_{LB}	100 %
lm/W	108	lm/W	113
direct/indirect	100/0 %	direct/indirect	100/0 %
UGR lat./long.	15,6/15,6	UGR lat./long.	15,8/15,8

Dimensions

Type	Versions	LxBxH/DxH	KL	KB	KH
SYT.	LED	75 x 201 x 182	150	51	38

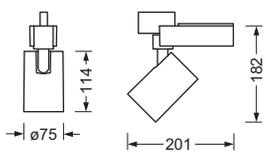

spotty-SYTT LED sg



spotty-SYTT LED sw



Products

Type	Lamps		lm/W	P_{Sys} [W]	Colour	Ballast	LxBxH/DxH	Art. no.	kg
Reflector, segmented, highly specular direct narrow distribution									
spotty-SYTT	LED 2600 930	36	108	24	vw	ED	75 x 201 x 182	3759 1014 130	0,88
					sw	ED	75 x 201 x 182	3759 1014 134	0,88
					sg	ED	75 x 201 x 182	3759 1014 135	0,88
	LED 2700 940	36	112	24	vw	ED	75 x 201 x 182	3759 1024 130	0,88
					sw	ED	75 x 201 x 182	3759 1024 134	0,88
					sg	ED	75 x 201 x 182	3759 1024 135	0,88



Accessories 3-phase track DPSN ED + DALI

DPSN vw



Phase track IP 20

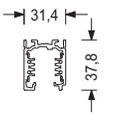

Aluminium extruding press profile in white (RAL 9010), black or aluminium natural anodized, rail can be shortened to any length. Voltage 230V/400 16 A + 2 control cable DALI

Products

Type	Colour	Details	Art. no.	kg	
DPSN-1000	aen	3~, max. 16A, +DALI, L=1000mm	3764 4100 105	1,10	1
	sw	3~, max. 16A, +DALI, L=1000mm	3764 4100 104	1,10	1
	ws	3~, max. 16A, +DALI, L=1000mm	3764 4100 100	1,10	1
DPSN-2000	aen	3~, max. 16A, +DALI, L=2000mm	3764 4200 105	2,10	1
	sw	3~, max. 16A, +DALI, L=2000mm	3764 4200 104	2,10	1
	ws	3~, max. 16A, +DALI, L=2000mm	3764 4200 100	2,10	1
DPSN-3000	aen	3~, max. 16A, +DALI, L=3000mm	3764 4300 105	3,40	1
	sw	3~, max. 16A, +DALI, L=3000mm	3764 4300 104	3,40	1
	ws	3~, max. 16A, +DALI, L=3000mm	3764 4300 100	3,40	1
DPSN-4000	aen	3~, max. 16A, +DALI, L=4000mm	3764 4400 105	4,50	1
	sw	3~, max. 16A, +DALI, L=4000mm	3764 4400 104	4,50	1
	ws	3~, max. 16A, +DALI, L=4000mm	3764 4400 100	4,50	1

Accessories

DPSN-ESL/ESR



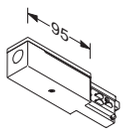

DPSN-ESM



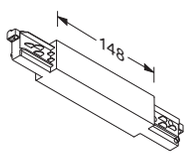

DPSN-KE



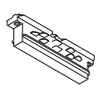

DPSN-KM



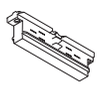

Type	Colour	Material	Details	Art. no.	kg	
DPSN-ESL	sw	PC	Power supply for DSPN, left	3764 4002 104	0,10	1
	ws	PC	Power supply, for DSPN left	3764 4002 100	0,10	1
DPSN-ESR	sw	PC	Power supply, for DSPN right	3764 4001 104	0,10	1
	ws	PC	Power supply, for DSPN right	3764 4001 100	0,10	1
DPSN-ESM	sw	PC	Power supply for DSPN, center	3764 4003 104	0,19	1
	ws	PC	Power supply for DSPN, center	3764 4003 100	0,19	1
DPSN-KE	sw	PC	Rail connector for DSPN, electrical	3764 4004 104	0,05	1
	ws	PC	Rail connector for DSPN, electrical	3764 4004 100	0,05	1
DPSN-KM	sw	PC	Rail connector for DSPN, mechanical	3764 4005 104	0,05	1
	ws	PC	Rail connector for DSPN, mechanical	3764 4005 100	0,05	1

DPSN-KF



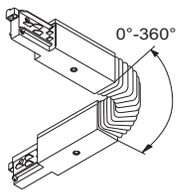

DPSN-KTIL/KTIR



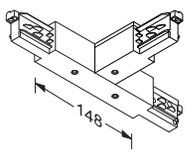

DPSN-KWA/KWI



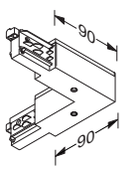

DPSN-KX



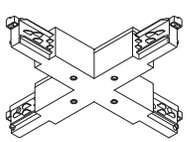

DPSN-wireless



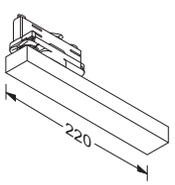

DPSN-ADA





Type	Colour	Material	Details	Art. no.	kg	
DPSN-KF	sw	PC	Multiflex rail connector, 0°-360°, horizontal and vertical	3764 4006 104	0,24	1
	ws	PC	Multiflex rail connector, 0°-360°, horizontal and vertical	3764 4006 100	0,24	1
DPSN-KTIL	sw	PC	Rail connector for DSPN, left inside	3764 4018 104	0,29	1
	ws	PC	Rail connector for DSPN, left inside	3764 4018 100	0,29	1
DPSN-KTIR	sw	PC	Rail connector for DSPN, right inside	3764 4015 104	0,29	1
	ws	PC	Rail connector for DSPN, right inside	3764 4015 100	0,29	1
DPSN-KWA	sw	PC	Rail connector for DSPN, left	3764 4017 104	0,19	1
	ws	PC	Rail connector for DSPN, left	3764 4017 100	0,19	1
DPSN-KWI	sw	PC	Rail connector for DSPN, right	3764 4014 104	0,19	1
	ws	PC	Rail connector for DSPN, right	3764 4014 100	0,19	1
DPSN-KX	sw	PC	Rail connector for DSPN	3764 4019 104	0,38	1
	ws	PC	Rail connector for DSPN	3764 4019 100	0,38	1
DPSN-wireless	sg	PC	Wireless reciever for DSPN	3754 5000 205	0,50	1
DPSN-ADA	ws	PC	DPSN-DALI adapter	3764 4022 100	0,06	1

Accessories 3-phase track DPSN ED + DALI

DPSN-AET





Type	Colour	Material	Details	Art. no.	kg	
DPSN-AET	ws	PC	DPSN-ED-adapter	3764 4023 100	0,04	1

DPSN-EK





DPSN-EK	sw	Polymer	End cap for DSPN	3764 4007 104	0,01	1
	ws	Polymer	End cap for DSPN	3764 4007 100	0,01	1

DPSN-DB





DPSN-DB	sg	Al	Ceiling mounting for DSPN	3764 4008 105	0,02	1

DPSN-AK





DPSN-AK	sg	Al	Suspension clamp for DSPN	3764 4011 105	0,02	1

DPSN-SV



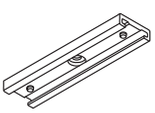

DPSN-SV	sg	Al	Rail connector for DSPN	3764 4012 105	0,03	1

DPSN-TSB





DPSN-TSB	ws	Al	Mounting rail attachment for DSPN	3764 4020 100	0,01	1

DPSN-TSB	ws	Al	Mounting rail attachment for DSPN	3764 4020 100	0,01	1

DPSN-DH





Type	Colour	Material	Details	Art. no.	kg	
DPSN-DH	sg	St	Ceiling hook for DSPN	3764 4021 105	0,01	1
	ws	St	Ceiling hook for DSPN	3764 4021 100	0,01	1

DPSN-CS



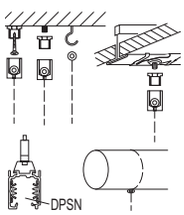

DPSN-CS	sg	Mix	Wire suspension for DPSN, up to 15kg, L=100mm-5200mm	3764 4009 115	0,04	1

DPSN-LBW



DPSN-LBW	sw	Steel	Conductor bending tool	3764 4010 100	0,10	1

DPSN wiring scheme

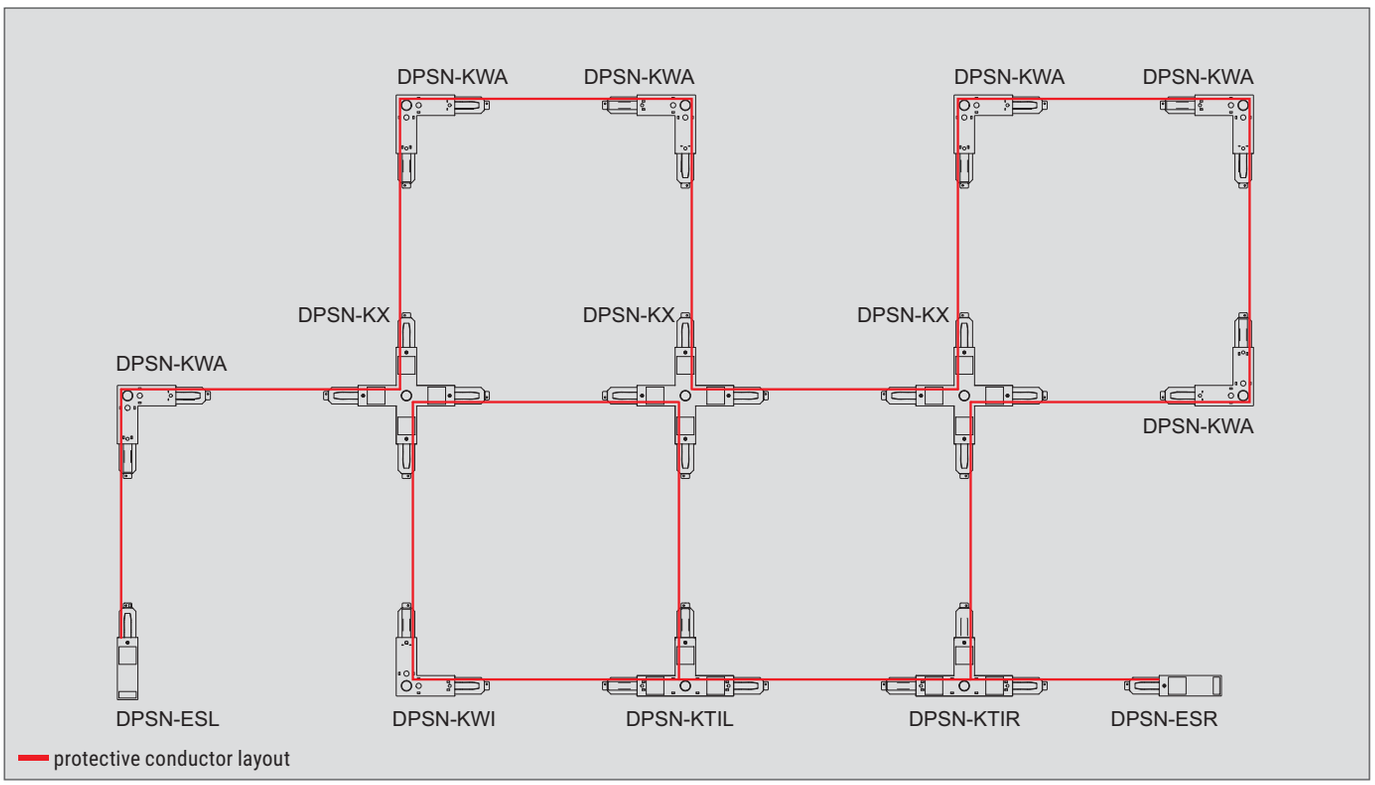



Light strips and furniture luminaires

ilia



▸261
▸ 262 ILG LED

IL



▸264
▸ 265 ILF T8
▸ 265 ILF T8-1m

from other chapters

Standing and wall-mounted luminaires

smile ▸ 206
MLS ▸ 209









ilia

ilia –
functional LED light in a new form

- Universal LED light strip with evenly lit diffuser
- Application variety in the field of slim diffuser luminaire
- Fixing slides make installation particularly easy
- Internal and external conduit for easy loop-through wiring

GERMAN DESIGN AWARD SPECIAL 2017

LED 5 years warranty

Type overview

▸ ILG Diffuser, opal direct diffuse distribution

ilia LED

▶263

IP 20

Mounting:
- Ceiling surface
- Suspended
- Wall mounting
- Furniture mounting

Housing:
- Sheet steel

Lighting technology ILG:
- Diffuser, opal; PC plastic
- Lighting characteristic direct diffuse distribution

Lamp:
- LED 50000h L80/B10
- CRI ≥ 80 / 3000K, 4000K

Switching:
- 1 Controller
- Electronic driver
- 230V 50Hz

Accessories:
- With suspended mounting, suspension accessories to be ordered separately, or steel rope to be provided by the customer.



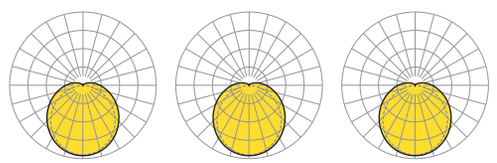

ILG/0600 LED 2100 lm 830	ILG/1200 LED 3800 lm 830	ILG/1200 LED 4000 lm 840
η_{LB} 100 %	η_{LB} 100 %	η_{LB} 100 %
lm/W 105	lm/W 106	lm/W 111
direct/indirect 92/8 %	direct/indirect 92/8 %	direct/indirect 92/8 %
UGR lat./long. 27,1/24,8	UGR lat./long. 26,8/24,6	UGR lat./long. 27,0/24,8

Dimensions

Type	Versions	LxBxH/DxH	A1	A3	KE X/Y
ILG/0600	LED	580 x 56 x 66	425	155	83 / 0
ILG/1200	LED	1140 x 56 x 66	700	440	0 / 0
ILG/1500	LED	1420 x 56 x 66	1000	420	0 / 0

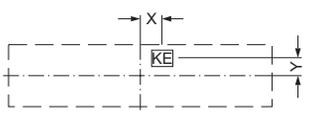

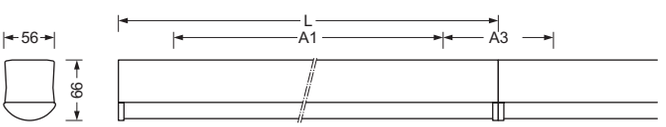

Products

Type	Lamps	lm/W	P_{Sys} [W]	Colour	Ballast	LxBxH/DxH	Art. no.	kg
Diffuser, opal direct diffuse distribution								
ilia-ILG/0600	LED 2100 830	105	20	vw	ED	580 x 56 x 66	1617 1014 100	0,95
	LED 2200 840	111	20	vw	ED	580 x 56 x 66	1617 1024 100	0,95
ilia-ILG/1200	LED 3800 830	106	36	vw	ED	1140 x 56 x 66	1617 2014 100	1,64
	LED 4000 840	111	36	vw	ED	1140 x 56 x 66	1617 2024 100	1,64
ilia-ILG/1500	LED 5000 830	106	47	vw	ED	1420 x 56 x 66	1617 5014 100	2,06
	LED 5300 840	112	47	vw	ED	1420 x 56 x 66	1617 5024 100	2,06

Accessories

	Type	Colour	Material	Details	Art. no.		kg
Mounting							
Chain suspension	KAH	ws	PA	Suspension hook for ILG, KLKF LED	5910 2000 100	2	0,10

Mounting note ilia

ilia

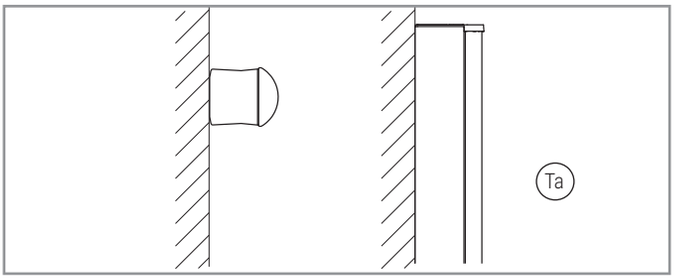

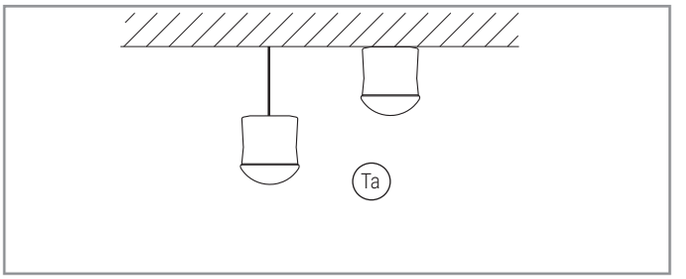

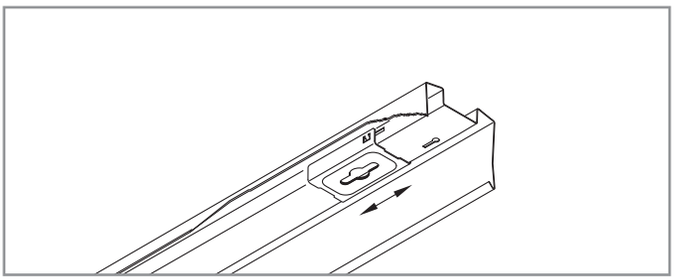

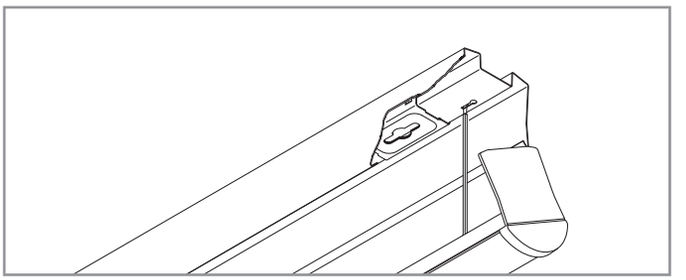

Fastening sliders:
These are an installation aid. If the cover is pressed against the fastening surface via the screws in half way position, the fastening sliders can be moved so that the cover is positioned upon the head of the screws.

Suspension threads: allow one man installation.

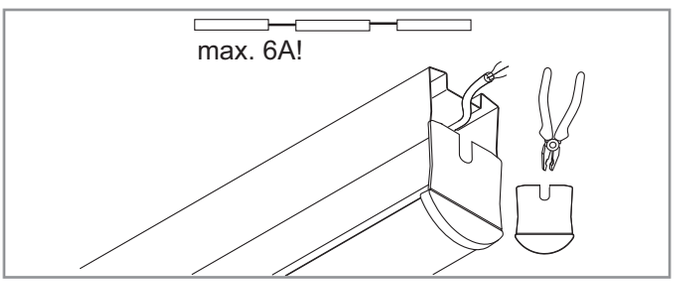

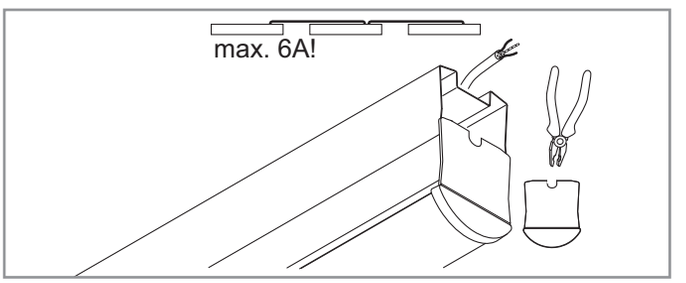

Inner conduit:
In inner of cover with pre-punched cable retainers for 5 x 1.5 mm^2 max. 6A through-wiring.

Outer conduit:
For outer e.g. NYM through-wiring to max. 5 x 1.5 mm^2 upon cover.

Note:
* Ta max. in accordance with DIN-EN 60598 +25°



ILF

ILF – multifunctional and practical

- High-quality universal light strip for T8 lamps
- The fixing slide and twist-lock catch make installation particularly easy
- Internal and external conduit for easy loop-through wiring
- Lighting accessories available

Type overview

▸ ILF Open distribution direct/indirect general diffuse

IL T8

▶266

IP 20

Mounting:
- Ceiling surface
- Wall mounting

Housing:
- Sheet steel

Lighting technology ILF:
- Open distribution
- Lighting characteristic direct/indirect general diffuse

Lamp:
- For fitting with lamp(s) T8, T8-1m

Switching:
- 1 Controller
- Electronic ballast
- 230V 50Hz

Accessories:
- See chapter "Quick-fit mounting system" for other lighting accessories.





Thanks to the standardised dimensions and positions of the twist-lock catches, ILF luminaires can be fitted with the lighting components of the SDT system.



With the SB side cover, the luminaire produces an asymmetrical light distribution which screens the view of the lamp.

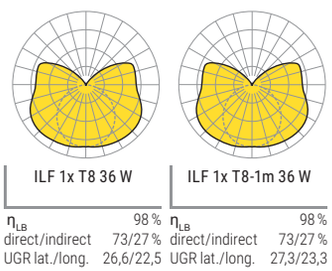

ILF 1x T8 36 W		ILF 1x T8-1m 36 W	
η_{LB}	98 %	η_{LB}	98 %
direct/indirect	73/27 %	direct/indirect	73/27 %
UGR lat./long.	26,6/22,5	UGR lat./long.	27,3/23,3

ILF T8 1x ... + SB

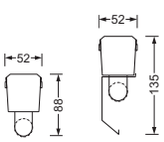

ILF T8 2x ...

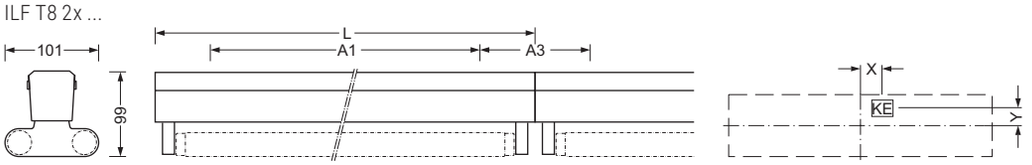

Products

Type	Lamps	P_{Sys} [W]	Colour	Ballast	LxBxH/DxH	Art. no.	kg
Open distribution direct/indirect general diffuse							
ILF	T8 1x18W	19	vw	ECG	625 x 52 x 88	1060 1184 100	0,92
	T8 1x30W	31	vw	ECG	930 x 52 x 88	1060 1304 201	1,30
	T8 1x36W	36	vw	ECG	1235 x 52 x 88	1060 1364 100	1,45
	T8 1x58W	55	vw	ECG	1535 x 52 x 88	1060 1584 100	1,78
			vw	ECG EM-B1[1)]	1535 x 52 x 88	1060 1584 209	2,37
			vw	ECG EM-B3[1)]	1535 x 52 x 88	1060 1587 700	2,37
	T8 2x18W	38	vw	ECG	625 x 101 x 92	1060 2184 100	1,00
	T8 2x36W	72	vw	ECG	1235 x 101 x 92	1060 2364 100	1,53
	T8 2x58W	110	vw	ECG	1535 x 101 x 92	1060 2584 100	1,80
			vw	ECG EM-B1[1)]	1535 x 101 x 92	1060 2584 202	2,50
			vw	ECG EM-B3[1)]	1535 x 101 x 92	1060 2587 700	2,50
	T8-1m 1x36W	36	vw	ECG	1005 x 52 x 88	1060 1504 100	1,28

[1)] +: Luminaires with emergency light unit single battery 1h + 3h

Accessories

	Type	Colour	Material	Details	Art. no.		kg
Lighting technology							
Lateral cover	SB T8 1/36	vw	St	for ILF T8 1/36	1871 1360 100	1	0,84
	SB T8 1/58	vw	St	for ILF T8 1/58	1871 1580 100	1	0,97
Electrical technology							
Through-wiring cable	FLVA T8 58	ws	H05V2-U	5x1.5mm² for ILF	1901 9580 100	1	0,16
Mounting							
Chain suspension	KH	me	St	for ILF, PA..., PC...	9482 2277 100	1	0,03

Mounting note ILF

ILF

① Inner conduit:
In inner of cover with pre-punched cable retainers for FLVA, NYAW 5 x 1.5 mm² through-wiring.

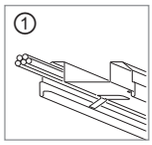

② Outer conduit:
For outer NYM through-wiring to max. 5 x 1.5 mm² upon cover.

Suspension threads: allow one man installation.

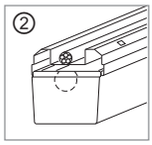

③ Fastening sliders:
These are an installation aid. If the cover is pressed against the fastening surface via the screws in half way position, the fastening sliders can be moved so that the cover is positioned upon the head of the screws.

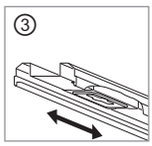

④ Twist lock catch:
Connects section to cover without use of tools and acts as support for additional lighting technology.
Drop-protection: holds section and cover securely together.

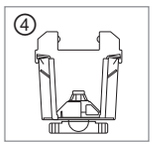















SDT Quick-fit mounting light run system

Information ▸270

- SDT LED device mounts overview
- LED lighting technologies
- Ambient temperature ranges and emergency lighting versions
- Components that work together
- Mounting and installation
- Mounting note

SDT system LED IP20/40 ▸283



▸270 SDT system overview
▸284 System components IP20
▸285 Quantity calculation IP20
▸286 System components IP40
▸287 Quantity calculation IP40
▸289 Mounting rails IP20, IP40
▸294 Device mounts IP20, IP40
▸334 Self supporting light direction

Refurbishment device mounts LED IP20



▸329

SDT system LED IP54 ▸337



▸338 SDT system overview
▸340 System components IP54
▸341 Quantity calculation IP54
▸343 Mounting rails IP54
▸346 Device mounts IP54
▸360 Self supporting light direction

SDT system T5/T8 IP20/54 ▸363



▸364 SDT system overview
▸366 System components IP20, IP54
▸367 Quantity calculation IP20, IP54
▸375 Mounting rails IP20, IP54
▸380 Device mounts IP20
▸408 Device mounts IP54
▸395 Self supporting light direction
▸399 Reflectors/reflector inserts

Refurbishment device mounts T5 IP20



▸392

SDT system LED

Basic system	IP20

Mounting rails



Device mounts	Individual.Lens.Optic	Linear.Lens.Profil	Diffuser	Diffuser + mirrors

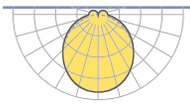

direct/diffuse distribution









New

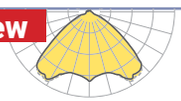

extremely wide distribution



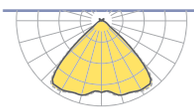

wide distribution









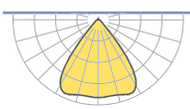

narrow-/wide distribution



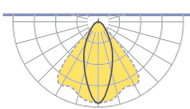

narrow distribution









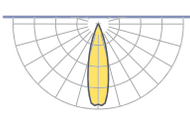

extremely narrow distribution





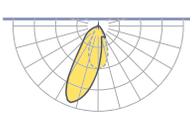

asymmetrical distribution





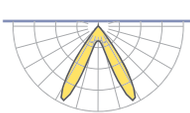

double asymmetrical distribution





Optional Track Light-Control





IP40	IP54





Diffuser	Individual.Lens.Optic	Diffuser + mirrors













































Individual.Lens.Optic

Device mount SDGO

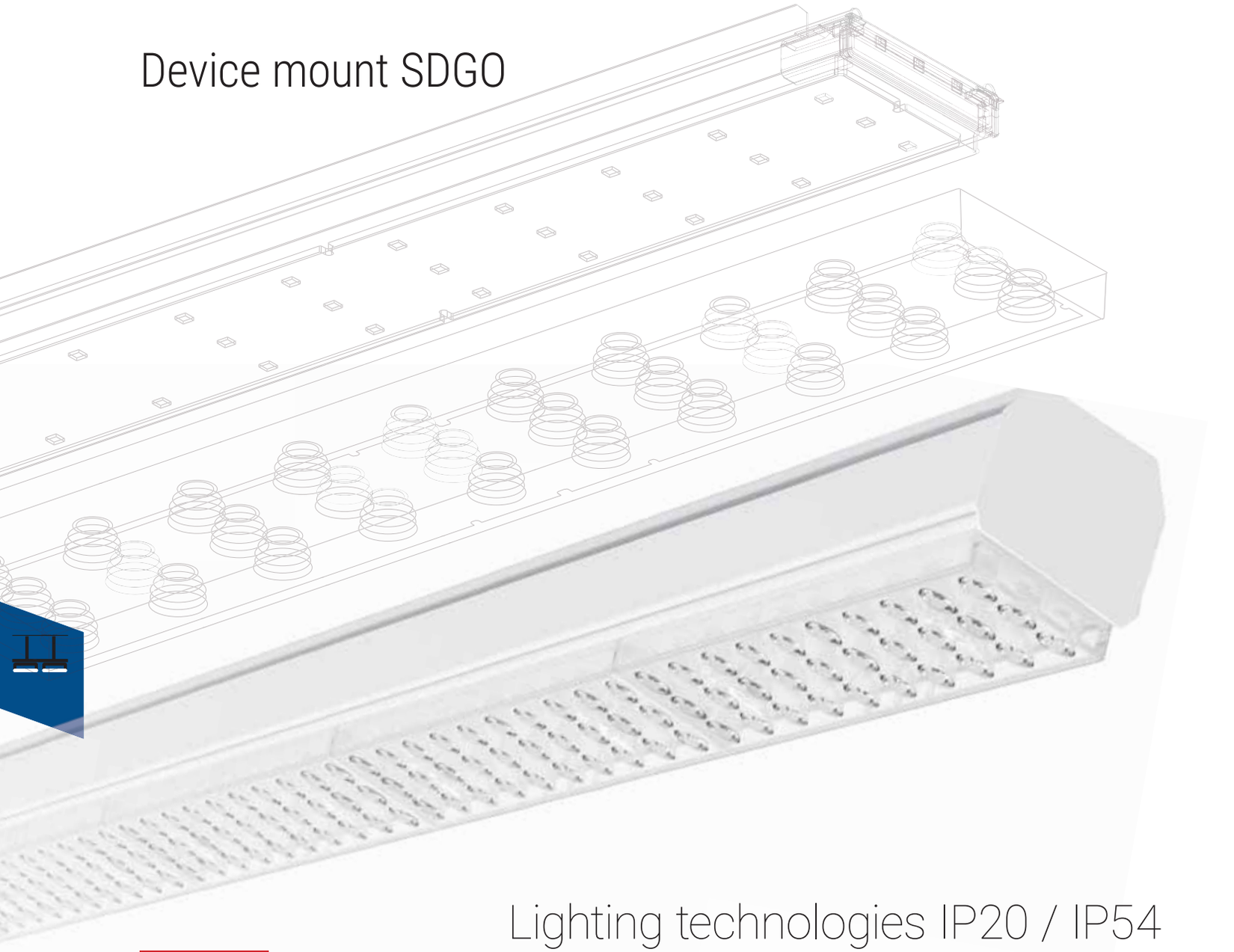

Lighting technologies IP20 / IP54

New

..XB	..B	..TB	..T	..H	..A	..DA	..G
extremely wide-distribution	wide distribution	narrow-/wide-distribution	narrow distribution	extremely narrow-beam distribution	asymmetrical distribution	double asymmetrical distribution	diffuse distribution
							
4000 - 12000 lm UGR ≤ 22	4000 - 12000 lm UGR ≤ 22 3000	4000 - 12000 lm UGR ≤ 19 3000 SDCP9	4000 - 12000 lm UGR ≤ 22	8000 - 12000 lm UGR ≤ 16 3000 SDCP9	4000 - 6000 lm UGR ≤ 22	4000 - 6000 lm UGR ≤ 19 3000 SDCP9	4000 - 12000 lm UGR ≤ 25
Installation height							
2,5-5 m	3-5 m	3-10 m	6-12 m	> 10 m	3-4 m	3-4 m	3-5 m
Spacing							
wide	small						
Fields of application							
							

DALI 3000 UGR 19 LED A++

IP 20 IP 54

Perfection in the light run

- Very good anti-glare effect (UGR 19, VDU-compatible)
- 8 optics with luminous flux from 4.000 - 12.000 lumen for all applications
- Clear, continuous design for flat light
- IP 54 with integrated translucent seal within the profile
- Extremely wide distribution for optimum illumination at low height
- Frosted version with indirect component
- Extremely fast payback period

Ready for even more challenges

°C
-20 + 45

Service life

50.000h
L80/B10

IP54 applications



Rough working worlds



Silicone-free (optional)

New catches

With pressure lock, without tools of course also for IP 54



Linear.Lens.Profil

Device mount SDGL



Lighting technologies IP20

..B	..T	..H	..DA	..K
wide distribution	narrow distribution	extremely narrow-distribution	double asymme-trical distribution	diffuse distribution
				
5000 - 18000 lm	5000 - 18000 lm	8000 - 11000 lm	5000 - 8000 lm	5000 - 10000 lm
Installation height				
3-5 m	6-12 m	>10 m	3-4 m	3-5 m
Fields of application				

DALI LED A++

IP 20

Efficiency in the light run

- High luminous efficiency with up to 175 lm/W
- Luminous flux from 5.000 - 18.000 lumen
- 5 lighting technologies for all applications
- Continuous optics, a line of light
- SDGLK: Diffuser with uniform illumination and indirect component

Service life

50.000h
L80/B10

°C
+10 +40



Diffuser plus reflector

Device mount SDGB, SDGVL, SDGV, SDGS



Service life

50.000h
L80/B10

°C
+10 +40

Lighting technologies IP20 / IP40

SDG..	+SDFB	+SDFT	+SDFH	+SDFA	SDGBG
general diffuse	wide distribution	narrow distribution	extremely nar-row-distribution	asymmetrical distribution	general diffuse
					
4200 - 7000 lm	4200 - 7000 lm	4200 - 7000 lm	4200 - 7000 lm	4200 - 7000 lm	3300 - 6600 lm
Installation height					
2.5-5 m	3-5 m	6-12 m	>10 m	3-4 m	3-5 m
Fields of application					

DALI LED A+ A++

IP 20 IP 40 IP 54

Economy in the light run

- Robust allround device mounts
- Lighting technology SDGVL, SDGV, SDGS subsequently changeable with compact high-performance alluminium mirrors in MIRO-SILVER® quality
- SDGVL: harmonic optically seamless light run
- SDGV, SDGS: equipped for increased impermeability requirements; also in tunable white technology for Human Centric Lighting (DT8)
- SDGS: released for premises with fire hazards
- SDGB: ideal for refurbishments & modernisation



Human Centric Lighting

The time has come

Not only because scientific evidence is now available, giving proof of how our perception of daylight functions, but also because supporting the biological clock promotes health. An optimal light environment can result in significant positive effects in an ageing society, because health will be of more value than ever before.

The technology is available

The new scientific findings can be easily integrated today in a world which is increasingly becoming more digital and intelligent. The LED technology not only provides efficient and small light sources, but also the control systems which enable such complex dynamic modifications of the light. Thanks to significantly lower consumption values of modern LED technology, even the higher energy consumption of Human Centric Lighting can be compensated for.

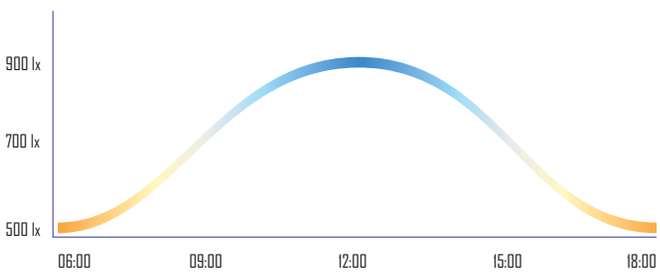

Ambient temperature ranges

Ta SDT LED system	IP	Luminous flux specification in type designation					
Individual.Lens.Optic ET/DALI		**4000**	**6000**	**8000**	**9000**	**10000**	**12000**
SDGO.., SDGVO..	20	-20°C - 45°C	-20°C - 40°C	-20°C - 35°C	-20°C - 35°C	-20°C - 25°C	-20°C - 25°C
SDGSO..	54	-20°C - 45°C	-20°C - 40°C	-20°C - 35°C	-20°C - 35°C	-20°C - 25°C	-20°C - 25°C
Individual.Lens.Optic EDM		**7700 - 4600**		**8200 - 5000**			
SDGO.., SDGVO..	20	-20°C - 30°C		-20°C - 30°C			
Linear.Lens.Profil		**5000**	**6000**	**7000**	**7500**	**10000**	**17000**
SDGL.., SDGVL..	20	10°C - 45°C	10°C - 40°C		10°C - 40°C	10°C - 35°C	10°C - 35°C
SDGLK, SDGVLK	20	10°C - 40°C	10°C - 35°C	10°C - 35°C		10°C - 30°C	
Linear.Lens.Profil EDM		**8300 - 5000**		**8600 - 5200**			
SDGLK, SDGVLK	20	10°C - 35°C					
SDGL.., SDGVL..	20			10°C - 40°C			
Diffuser (+ reflector)		**4200**	**4500**	**5500**	**6600**	**7000**	**10000**
SDGBG					25°C - 35°C		
SDGVL	20		10°C - 45°C	10°C - 40°C		10°C - 40°C	10°C - 35°C
SDGV	40	10°C - 35°C				10°C - 35°C	
SDGS	54	0°C - 35°C				0°C - 35°C	
Diffuser EDM		**6600 - 3300**		**7100 - 3700**			
SDGBG	20	25°C - 35°C					
SDGV	40			10°C - 35°C			
Diffuser TW		**5100**					
SDGV	40	25°C					
SDGS	54	25°C					

Other temperature ranges on request.

Emergency lighting versions

SDT LED system with emergency lighting B3

	IP	4000-4999 lm	5000-6000 lm	7000-7999 lm	8000-9000 lm
Individual.Lens.Optic					
	20	SDGODA	SDGOT		SDGOB, SDGOXB
	54		SDGSOB, SDGSOXB		SDGSOB, SDGSOH
Linear.Lens.Profil					
	20	SDGLDA	SDGLB, SDGLK	SDGLT	
Diffuser + reflector					
	20			SDGVL	
	40			SDGV	
	54			SDGS	

Other types on request. Ambient temperature Ta: emergency lighting B3 25°C.



Light run Configurator

www.regiolux.de/en/home

The advantages successfully use

- Simply and intuitive to a perfect planning
- Seamless quantity surveying and inviting offers
- Clear and comfortable data managementt

System components SDT

Components that work together

The SDT quick assembly system is a real all-rounder. The light run modular system only consists of a small number of basic elements which provide an exact solution for almost any task thanks to its combination possibilities. The configuration of the light run system is simple and follows the project requirements logically. You can confidently set your tools aside for the later installation of the luminaires - with just a few exceptions, parts are snapped or inserted into place or fixed using the integrated catches. Done.

The construction principle at a glance
The three basic elements of the system are the support rail, device mounts and light directing components. This is simple, but provides far more possibilities than might be immediately apparent.

- The **SDT mounting rails** are the backbone of the lighting system. They provide a number of options, but are also high-grade across the board. The SDT rail can be used not only for LED systems and fluorescent lamps but also for all protection ratings from IP20 to IP54 FF/D. Just like our own spine, the SDT mounting rail provides far more than just support - by choosing the right wiring connections, very simple but also complex systems can be equipped with integrated light management. The support rails with internal connectors are quickly and securely built or extended - and concealed - to almost endless light runs. Suitable node points in L, T and X shapes also allow complex structures to be modelled. Depending on the project requirement, the support rail is available in white or white-aluminium (similar to RAL 9006). Attachment or suspended assembly options also provide even more possible uses, e.g. in sloping ceilings, different ceiling levels or large spaces between fastenings. If standard solutions are not sufficient, tailor-made solutions are no problem for very special tasks. Please ask us.

- The **device mounts** are the light-generators and thus the core of the quick assembly system. Not only device mounts with the latest LED technology are available but also such for fluorescent lamps (T5 and T8) all of course in many different power ratings. To ensure modern light management can also be implemented "out of the box" with the SDT quick-assembly system, there are also device mounts with light-control components. If required, these can be individually assembled and pre-configured according to the customer's individual needs. Variable device mounts can be used when planning "down to the Lux" with luminaire requirements and blank units outside the module dimensions. Suitable device mounts are also available for possible protection ratings from IP20 to IP54 FF/D. Device mounts with three-phase busbars allow for the easy integration of spotlights for accent lighting. Easy and quick assembly is assured for the device mounts with patented twist-lock catches in the support rail. In addition, device mounts with integrated light technology such as those for LED lens technology are included in the range.

- The **light directing components** tune the light run for the respective technical light application. To optimise the efficiency of the lighting system, a basic requirement is a targeted light directing component to the illumination surface which must be as low-loss as possible. A wide range of light-directing components is available for many different tasks. However, if they do not provide the desired result, our team of light technology specialists will be more than happy to develop a customer-specific solution for you. The additive light directing components can basically be divided into two categories. Firstly, the reflector-based light directing components with a white or white aluminium coloured external appearance as required, and secondly the self-supporting light directing components, i.e. mirror reflectors which are impressive thanks to their efficiency. The reflector-based light directing components are particularly suitable for applications with high aesthetic and anti-glare requirements because louvre inserts can also be used in the reflectors for anti-glare on the longitudinal side. For applications where these aspects have considerably lower priority than economic needs, the self-supporting mirrors are the right choice.

Mounting and installation

With the SDT system, all components have been designed for a quick and safe installation. The cable routing for example is already integrated into the support rail and the installation of luminaires, reflectors and louvres takes place without tools. All parts are simply clipped in or fixed safely to the device mounts via integral rotary catches. Power feeding and luminaire connection is via pre-assembled plug contacts.

Overview of the advantages
Support rails are simply clipped into the mounting brackets on the ceiling or on the suspension.

The mechanical connection of the rails and form components is simple and permanent with pluggable quick-connectors.

Node connectors with L-, T- and X-forms allow simple mounting and electrical installation with intersections, junctions and the altering of directions.

Support rails with integrated 5-, 7- or 11-pole cabling are available for every switching variation.

Feeding can occur via a separate adapter or can be directly wired to the plug connector of the through-wiring with plug-in technology.

Pre-assembled rapid plug-in connections with phase preselection establish the electrical contact to the device mount simply via attachment.

The robust twist-lock catch fixes the device mount in the SDT system and also the light guiding components and reflectors.











Mounting note

Mounting rail

The maximum distance between the vertical suspension points is determined by the weight of the light run. With an open distribution light run with 1500 units as ECG versions, the distance between the vertical suspension points may be increased to a maximum of 3.5 m. For wider distances (up to 4.5 m), a suspension with the suspension profile SDT -AP or M suspension via a central bracket SDT -ZA is recommended.
Attention: The suspensions are possible only for horizontal light runs. Please get in touch for other installations or inclined suspension.

For mounting distance < 2500 mm IP20:

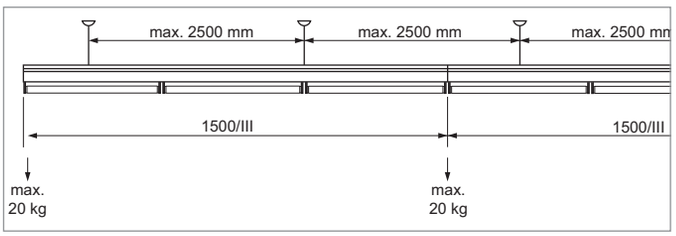

For mounting distance > 2500 mm IP20/40/54:

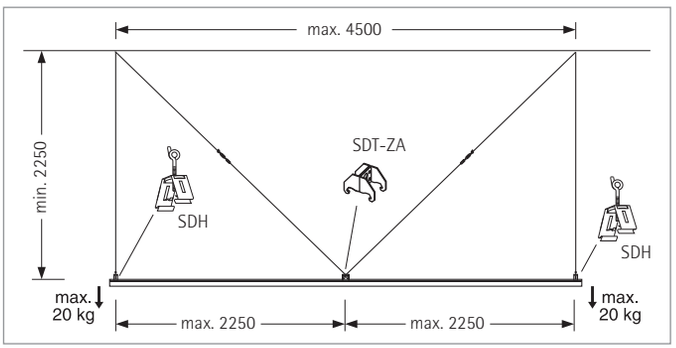

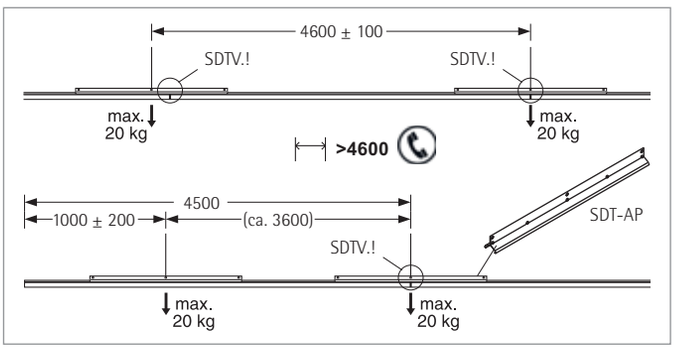

Standard device mount

Each support rail unit is equipped with a 5, 7 or 11 socket unit. The device mounts with integrated 3, 4 or 5-pole plug enable a free assignment of the individual poles by shifting of the contact pins. Fore use of 11-pole wired mounting rails special versions of device mounts are required.

Sensor device mount

All control functions can only be used with use of the 11-pole mounting rail. In case of using 5- and 7-pole mounting rails, the available functions are restricted.


Tucson

LED IP 20/40



Universal LED light run system - device mounts IP20 and IP54

- SDGV. device mount variably positioning
- Technologies for all requirements
- Versatile light characteristics for targeted illumination and effect
- Intelligent light control modules
- Device mount for Human Centric Lighting (HCL) with Tunable White technology

Mounting video

LED 5 years warranty

Components overview

- SDT system overview LED IP20, IP40
- System components LED IP20, IP40
- Quantity calculation LED IP20, IP40
- Mounting rails LED IP20, IP40
- Assessories mounting rails LED IP20, IP40
- Device mounts LED IP20
- Refurbishment device mounts LED IP20
- Device mounts LED IP40
- Self-supporting reflectors LED IP20, IP40

System components IP20

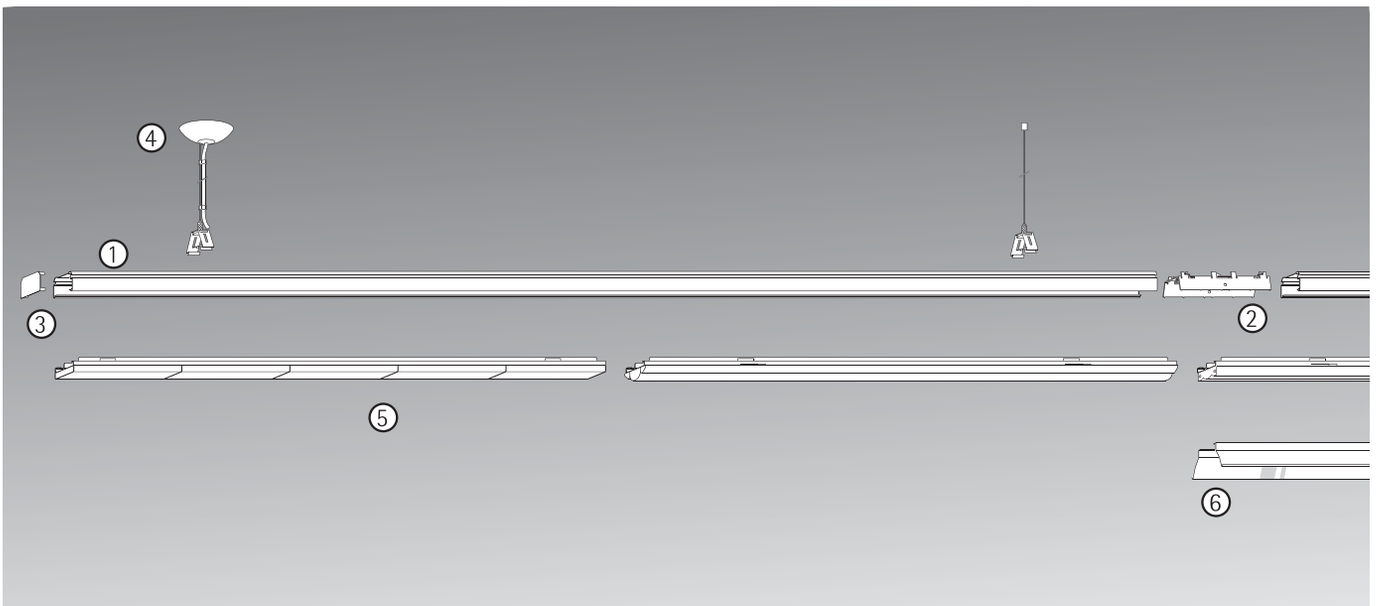

LED IP20 Device mounts with integrated lighting technology

	Type		e.g. art. no	page		e.g. art. no	page
	Device mounts	optically continuous			Device mounts	variable positioning	
	SDGOG LED	Individual.Lens.Optic general diffuse	1857 0204 100	306	SDGVOG LED	1857 4304 150	307
	SDGOB LED	Individual.Lens.Optic wide distribution	1851 0104 100	296	SDGVOB LED	1851 0304 150	297
	SDGOXB LED	Individual.Lens.Optic extremely wide distribution	1858 0104 100	294	SDGVOXB LED	1858 0304 150	295
	SDGOTB LED	Individual.Lens.Optic narrow-/wide distribution	1853 0104 100	298	SDGVOTB LED	1853 0304 150	299
	SDGOT LED	Individual.Lens.Optic narrow distribution	1852 0104 100	300	SDGVOT LED	1852 0304 150	301
	SDGOH LED	Individual.Lens.Optic extremely narrow distribution	1854 0304 100	302	SDGVOH LED	1854 0304 150	303
	SDGOA LED	Individual.Lens.Optic asymmetrical distribution	1855 0104 100	304			
	SDGODA LED	Individual.Lens.Optic double asymmetrical distribution	1856 0104 100	305			
⑤	SDGLB LED	Linear lens wide distribution	1831 4504 100	310	SDGVLB LED	1831 4504 150	312
	SDGLB-2 LED	Linear lens wide distribution twin-lined	1831 4204 100	311			
	SDGLT LED	Linear lens narrow distribution	1832 4504 100	313	SDGVLT LED	1832 4504 150	315
	SDGLT-2 LED	Linear lens narrow distribution twin-lined	1832 4204 100	314			
	SDGLH LED	Linear lens extremely narrow distribution	1834 4504 100	316	SDGVLH LED	1834 4604 150	317
	SDGLDA LED	Linear lens double asymmetrical distribution	1836 4504 100	320			
	SDGLK LED	Diffuser direct/indirect distribution	1823 4504 100	318	SDGVLK LED	1823 4604 150	319
	SDGBG LED	Diffuser direct distribution	1819 1404 100	321			

LED IP20 Combination SDGVL-LED device mount and light directing

SDGVL LED
page 322

Legend ⑤

	Type	light directing	art. no	page	section	combinability
	Mirrors self-supporting					
	SDFBL LED	wide distribution	1873 3080 100	334		x
⑥	SDFTL LED	narrow distribution	1873 4080 100	334		x
	SDFAL LED	asymmetrical distribution	1873 6080 100	334		x

Rail construction:

1. SDT-rails 1-, 2- or 3-length with appropriate wiring, to be chosen.
2. Mountings as SDH (chain hanger) or SDD (for ceiling), at least 2 pcs. and 2.5 m per one addition required.
   Wider slope distances are also possible with optional accessories.
3. SDTV/SDTVL (connector) to be considered.
4. Select SDTE (rail end faces) per continuous row.
5. Device mounts and any other attachments take into account according to table.

System module			
	①	SDT mounting rails	> Select rails with 1-, 2- or 3-lengths with the corresponding wiring
	④	Mounting	> Chain hook or ceiling mounting in accordance with the distance between the suspensions
	②	Rail connectors	> Calculate the type which suits the protection class
	③	Rail end faces	> Select the pairs of end pieces which suit the protection class and application (IFS)
	⑤	Device mounts/ Blank covers	> Quantities with add. attachment parts, if required, according to table calculation of quantities > Select the type which suit the protection class of the device mount
	⑥	Reflectors	> Reflector in accordance with the planned light distribution

System components SDT for quantity calculation LED

SDT System-components		1length-mounting rail	2length-mounting rail	3length-mounting rail	connectors	pair end faces	feeder adapter	brackets (ceiling mounting)	+	device mounts	if so +	reflectors
	Legend	①	①	①	②	③		④		⑤		⑥
LED IP20	Articel Designation Art. no	SDT 1500/I 5x2,5mm² 1826 1580 100	SDT 1500/II 5x2,5mm² 1826 2580 100	SDT 1500/III 5x2,5mm² 1826 3580 100	SDTV 1820 0020 100 or SDTVL 1820 0031 100 detachable	SDTE 1890 0231 100	SDTAF-7 1820 3092 100	SDH 1890 0039 100 or SDD 1890 0033 100	+	SDGVL LED SDGO. LED SDGVO. LED SDGL. LED	if so +	SDFBL LED SDFTL LED SDFAL LED

Length [m]	piece	piece	piece	piece	piece	piece	piece	piece	piece	piece
1,54	1	1	0	0	0	1	1	2	1	1
3,07	2	0	1	0	0	1	1	2	2	2
4,61	3	0	0	1	0	1	1	2	3	3
6,14	4	0	2	0	1	1	1	3	4	4
7,68	5	0	1	1	1	1	1	4	5	5
9,21	6	0	0	2	1	1	1	4	6	6
10,75	7	0	2	1	2	1	1	5	7	7
12,28	8	0	1	2	2	1	1	6	8	8
13,82	9	0	0	3	2	1	1	6	9	9
15,35	10	0	2	2	3	1	1	7	10	10
16,89	11	0	1	3	3	1	1	8	11	11
18,42	12	0	0	4	3	1	1	8	12	12
19,96	13	0	2	3	4	1	1	9	13	13
21,49	14	0	1	4	4	1	1	10	14	14
23,03	15	0	0	5	4	1	1	10	15	15
24,56	16	0	2	4	5	1	1	11	16	16
26,10	17	0	1	5	5	1	1	12	17	17
27,63	18	0	0	6	5	1	1	12	18	18
29,17	19	0	2	5	6	1	1	13	19	19
30,70	20	0	1	6	6	1	1	14	20	20
32,24	21	0	0	7	6	1	1	14	21	21
33,77	22	0	2	6	7	1	1	15	22	22
35,31	23	0	1	7	7	1	1	16	23	23
36,84	24	0	0	8	7	1	1	16	24	24
38,38	25	0	2	7	8	1	1	17	25	25
39,91	26	0	1	8	8	1	1	18	26	26
41,45	27	0	0	9	8	1	1	18	27	27
42,98	28	0	2	8	9	1	1	19	28	28
44,52	29	0	1	9	9	1	1	20	29	29
46,05	30	0	0	10	9	1	1	20	30	30

System components IP40

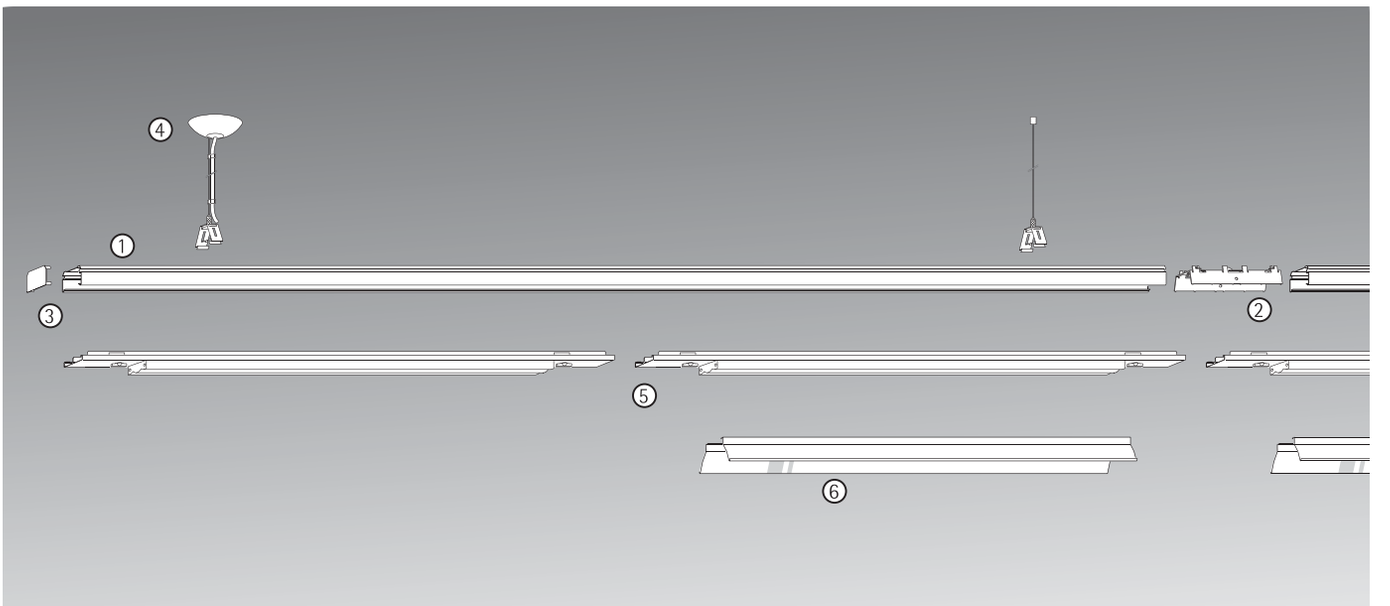

LED IP40 Combination SDGV-LED device mounts and light directing

SDGV LED page 330

Legend

	Type	light directing	art. no	page	section	⑤ combinability
	Mirrors self-supporting					
⑥	SDFB LED	wide distribution	1873 3000 100	360		x
⑥	SDFT LED	narrow distribution	1873 4000 100	360		x
⑥	SDFH LED	extremely narrow distribution	1873 9000 100	360		x
⑥	SDFA LED	asymmetrical distribution	1873 6000 100	360		x

LED IP20/40

Rail construction:

1. Choose SDT-rails 1-, 2- or 3-length with appropriate wiring.
2. Mountings as SDH (chain hanger) or SDD (for ceiling), at least 2 pcs. and 2.5 m per one addition required. Wider slope distances are also possible with optional accessories.
3. SDTV/SDTVL (IP40 connector) to be considered.
4. Select SDTES (rail end faces) per continuous row.
5. Device mounts and any other attachments take into account according to table.

System module			
	①	SDT mounting rails	> Select rails with 1-, 2- or 3-lengths with the corresponding wiring
	④	Mounting	> Chain hook or ceiling mounting in accordance with the distance between the suspensions
	②	Rail connectors	> Calculate the type which suits the protection class
	③	Rail end faces	> Select the pairs of end pieces which suit the protection class and application (IFS)
	⑤	Device mounts/ Blank covers	> Quantities with add. attachment parts, if required, according to table calculation of quantities > Select the type which suit the protection class of the device mount
	⑥	Reflectors	> Reflector in accordance with the planned light distribution

System components SDT for quantity calculation LED IP40

SDT System-components		1length-mounting rail	2length-mounting rail	3length-mounting rail	connectors	pair end faces	feeder adapter	brackets (ceiling mounting)	+	device mounts	if so +	reflectors
	Legend	①	①	①	②	③		④		⑤		⑥
LED IP40	Articel Designation Art. no	SDT 1500/I 5x2,5mm² 1826 1580 100	SDT 1500/II 5x2,5mm² 1826 2580 100	SDT 1500/III 5x2,5mm² 1826 3580 100	SDTV 1820 0020 100 or SDTVL 1820 0031 100	SDTES 1890 0235 100	SDTAF-7 1820 3092 100	SDH 1890 0039 100 or SDD 1890 0033 100	+	SDGV LED	if so +	SDFB LED SDFT LED SDFH LED SDFA LED
Length [m]	piece	piece	piece	piece	piece	piece	piece	piece		piece		piece
1,54	1	1	0	0	0	1	1	2		1		1
3,07	2	0	1	0	0	1	1	2		2		2
4,61	3	0	0	1	0	1	1	2		3		3
6,14	4	0	2	0	1	1	1	3		4		4
7,68	5	0	1	1	1	1	1	4		5		5
9,21	6	0	0	2	1	1	1	4		6		6
10,75	7	0	2	1	2	1	1	5		7		7
12,28	8	0	1	2	2	1	1	6		8		8
13,82	9	0	0	3	2	1	1	6		9		9
15,35	10	0	2	2	3	1	1	7		10		10
16,89	11	0	1	3	3	1	1	8		11		11
18,42	12	0	0	4	3	1	1	8		12		12
19,96	13	0	2	3	4	1	1	9		13		13
21,49	14	0	1	4	4	1	1	10		14		14
23,03	15	0	0	5	4	1	1	10		15		15
24,56	16	0	2	4	5	1	1	11		16		16
26,10	17	0	1	5	5	1	1	12		17		17
27,63	18	0	0	6	5	1	1	12		18		18
29,17	19	0	2	5	6	1	1	13		19		19
30,70	20	0	1	6	6	1	1	14		20		20
32,24	21	0	0	7	6	1	1	14		21		21
33,77	22	0	2	6	7	1	1	15		22		22
35,31	23	0	1	7	7	1	1	16		23		23
36,84	24	0	0	8	7	1	1	16		24		24
38,38	25	0	2	7	8	1	1	17		25		25
39,91	26	0	1	8	8	1	1	18		26		26
41,45	27	0	0	9	8	1	1	18		27		27
42,98	28	0	2	8	9	1	1	19		28		28
44,52	29	0	1	9	9	1	1	20		29		29
46,05	30	0	0	10	9	1	1	20		30		30



Mounting rails SDT IP20/40

▶281

IP 20/40

Housing:
- Mounting rail made of profiled, torsion-resistant sheet steel, pre-galvanised
- Suitable for IP20, IP40 and IP54
- Flat ribbon cabling installed and wired on rapid mounting socket unit at the factory

Miscellaneous:
- Special versions of device mounts or device mounts with light control components are needed to use the mounting rail wired with 11 poles

Accessories:
- Can be optionally equipped with LED, T5 or T8 device mounts. Please order separately connection and assembly accessories as well as rail end pieces and connectors.

Mounting instructions:
- The suspensions are designed for vertical loading
- For other arrangements or suspension spacing >2
- 5 m, approval and/or accessories are required



Dimensions

Type	Unit	LxBxH/DxH
SDT 1200/I	1200	1235 x 63 x 46
SDT 1200/II	1200	2470 x 63 x 46
SDT 1200/III	1200	3705 x 63 x 46
SDT 1500/I	1500	1535 x 63 x 46
SDT 1500/II	1500	3070 x 63 x 46
SDT 1500/III	1500	4605 x 63 x 46

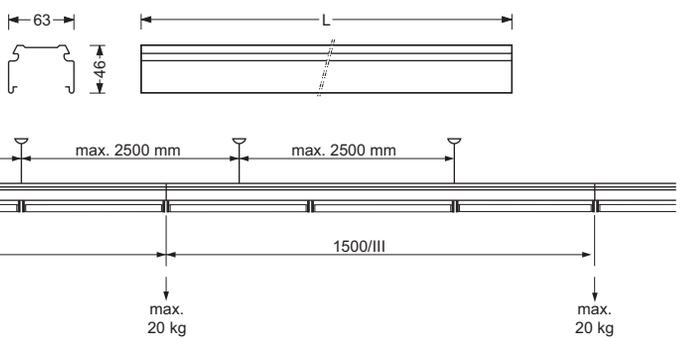

Products

Type	Unit	Wiring	Colour	/I		/II		/III	
				Art. no.	kg	Art. no.	kg	Art. no.	kg
SDT	1200	7x2,5 qmm	vw	1828 1360 100	1,25	1828 2360 100	2,45	1828 3360 100	3,70
	1500	5x1,5 qmm	vw	1825 1580 100	1,60	1825 2580 100	3,20	1825 3580 100	4,60
			wa	1825 1580 105	1,60	1825 2580 105	3,20	1825 3580 105	4,60
		5x2,5 qmm	vw	1826 1580 100	1,65	1826 2580 100	3,30	1826 3580 100	4,80
			wa	1826 1580 105	1,65	1826 2580 105	3,30	1826 3580 105	4,80
		7x2,5 qmm	vw	1828 1580 100	1,75	1828 2580 100	3,50	1828 3580 100	5,20
			wa	1828 1580 105	1,75	1828 2580 105	3,50	1828 3580 105	5,20
		7x2,5+4x1,5 qmm	vw	1830 1580 100	1,92	1830 2580 100	3,73	1830 3580 100	5,80

Accessories mounting rail SDT IP20

SDTA F-7



SDTA F-11



SDTA M-7



SDTA M-11



SDT -K DV



SDTE

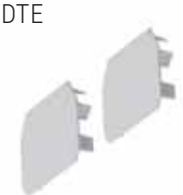

SDCS



SDCSE



KP



KK



SDH



SDT -ZA



SDT -AP



SDCT



SDD



SDTV



SDTVL



SDT -KL vw



SDT -KL wa



SDT -KT vw



SDT -KT wa



SDT -KX vw



SDT -KX wa



Node point







In order to configure around corners as quickly as linear configurations, form components have been developed for the mounting rail system. Using L, T- and X nodes and flexible cabling sophisticated design plans such as grid or island solutions in the form of lighting landscapes can be quickly and easily realised.

Accessories

	Type	Colour	Material	Details	Art. no.		kg
Electrical technology							
Socket/plug combined	SDTA F-7	ce	Polymer	Infeed socket 7-pin, 5/7x1.5-2.5mm² for SDT	1820 3092 100	1	0,01
	SDTA M-7	ce	Polymer	Outfeed connector 7-pin, 5/7x1.5-2.5mm² for SDT	1820 3090 100	1	0,01
	SDTA F-11	ce	Polymer	Infeed socket 11-pin, 4x1.5mm² + 7x1.5-2.5mm² for SDT	1820 2092 100	1	0,01
	SDTA M-11	ce	Polymer	Outfeed connector 11-pin, 4x1.5mm² + 7x1.5-2.5mm² for SDT	1820 2090 100	1	0,01
Connection cable kit	SDT -KDV	vw	St	Wiring kit, node point 2xmale+female 7 pol.; 7x2.5mm², 600mm for SDT	1884 7900 100	1	0,21
Protection							
Protective cover IP20	SDTE	vw	PC	End face for SDT, ATS	1890 0231 100	2	0,02
		wa	PC	End face for SDT	1890 0231 105	2	0,02
Mounting							
Single wire suspension	SDCS	ws	Inox+mix	l=2000mm for SDT	1890 0034 100	1	0,07
	SDCSE	ws	Inox+mix	Canopy D=123mm, rope D=1.5mm, L=2200mm, incl. electrical connection cable 3x1.5mm² for SDT	1890 0044 100	1	0,30
Chain suspension	KK	me	St	Node chain l=30m, for SDT, SDT Basic, ATS, suspended luminaires	9282 9300 100	1	4,60
	KP 80	me	St+PC	Canopy and chain l=800mm for suspended luminaires	9282 9080 100	1	0,27
	SDH	me	Inox	Chain suspension for SDT, ATS	1890 0039 100	1	0,04
	SDT -AP	me	St	Suspension profile, mounting rail connector for SDT; suspension spacing up to 4.5 m	1890 0022 100	1	0,93
	SDT -ZA	me	St	Central bracket for SDT	6820 9300 110	1	0,20
Mounting clip	SDCT	me	Inox	Attachment SDT to visible T-rail	1890 0042 100	1	0,03
	SDD	me	Inox	Attachment SDT to ceiling	1890 0033 100	1	0,01
Structure							
Mounting rail connector	SDT -K L	vw	St	L form node point	1884 7200 100	1	0,45
		wa	St	L form node point	1884 7200 105	1	0,62
	SDT -K T	vw	St	T-form node point	1884 7300 100	1	0,84
		wa	St	T-form node point	1884 7300 105	1	0,84
	SDT -K X	vw	St	X-form node point	1884 7400 100	1	0,63
		wa	St	X-form node point	1884 7400 105	1	1,10
	SDTV	me	St.galv.	not detachable for SDT	1820 0020 100	1	0,22
	SDTVL	me	St.galv.	detachable for SDT	1820 0031 100	1	0,24

For mounting distance < 2500 mm:

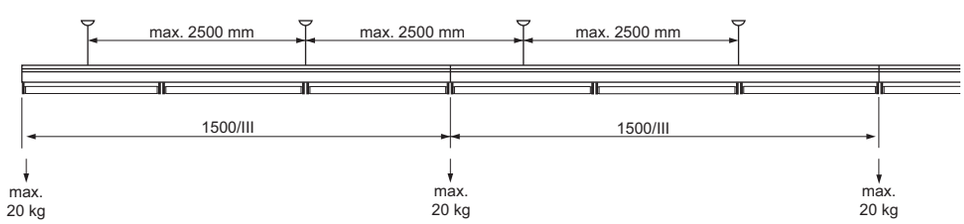

For mounting distance > 2500 mm:

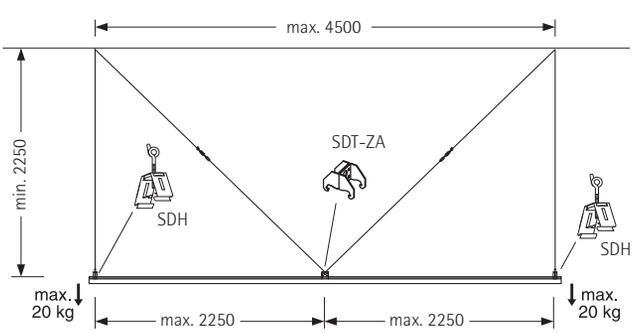

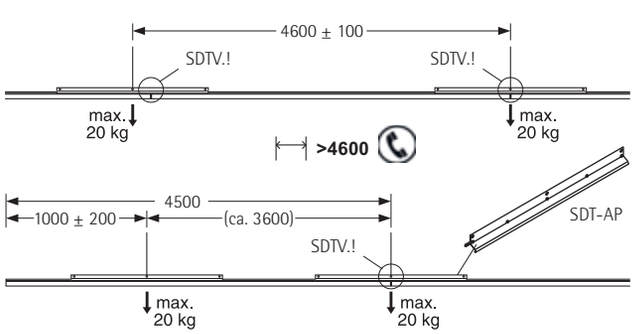

Accessories mounting rail SDT IP40

SDTA F-7



SDTA F-11



SDTA M-7



SDTA M-11



SDTES



SDCS



KK



KP



SDH



SDT -ZA



SDT -AP



SDCT



SDD



SDTV



SDTVL



Accessories

	Type	Colour	Material	Details	Art. no.		kg
Electrical technology							
Socket/plug combined	SDTA F-7	ce	Polymer	Infeed socket 7-pin, 5/7x1.5-2.5mm² for SDT	1820 3092 100	1	0,01
	SDTA M-7	ce	Polymer	Outfeed connector 7-pin, 5/7x1.5-2.5mm² for SDT	1820 3090 100	1	0,01
	SDTA F-11	ce	Polymer	Infeed socket 11-pin, 4x1.5mm² + 7x1.5-2.5mm² for SDT	1820 2092 100	1	0,01
	SDTA M-11	ce	Polymer	Outfeed connector 11-pin, 4x1.5mm² + 7x1.5-2.5mm² for SDT	1820 2090 100	1	0,01
Protection							
Protective cover IP54	SDTES	vw	PC	End face for SDT IP54	1890 0235 100	2	0,02
Mounting							
Single wire suspension	SDCS	ws	Inox+mix	l=2000mm for SDT	1890 0034 100	1	0,07
	SDCSE	ws	Inox+mix	Canopy D=123mm, rope D=1.5mm, L=2200mm, incl. electrical connection cable 3x1.5mm² for SDT	1890 0044 100	1	0,30
Chain suspension	KK	me	St	Node chain l=30m, for SDT, SDT Basic, ATS, suspended luminaires	9282 9300 100	1	4,60
	KP 80	me	St+PC	Canopy and chain l=800mm for suspended luminaires	9282 9080 100	1	0,27
	SDH	me	Inox	Chain suspension for SDT, ATS	1890 0039 100	1	0,04
	SDT -AP	me	St	Suspension profile, mounting rail connector for SDT; suspension spacing up to 4.5 m	1890 0022 100	1	0,93
	SDT -ZA	me	St	Central bracket for SDT	6820 9300 110	1	0,20
Mounting clip	SDCT	me	Inox	Attachment SDT to visible T-rail	1890 0042 100	1	0,03
	SDD	me	Inox	Attachment SDT to ceiling	1890 0033 100	1	0,01
Structure							
Mounting rail connector	SDTV	me	St.galv.	not detachable for SDT	1820 0020 100	1	0,22
	SDTVL	me	St.galv.	detachable for SDT	1820 0031 100	1	0,24

For mounting distance > 2500 mm:

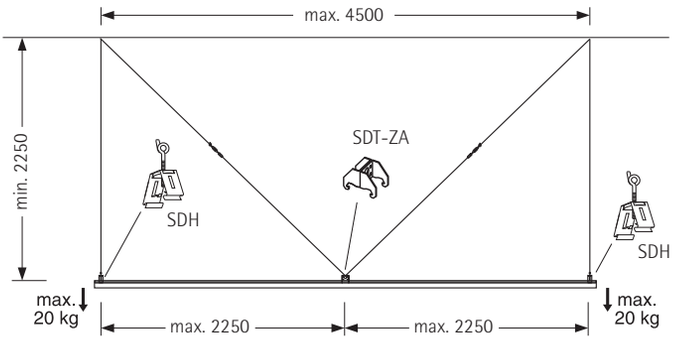

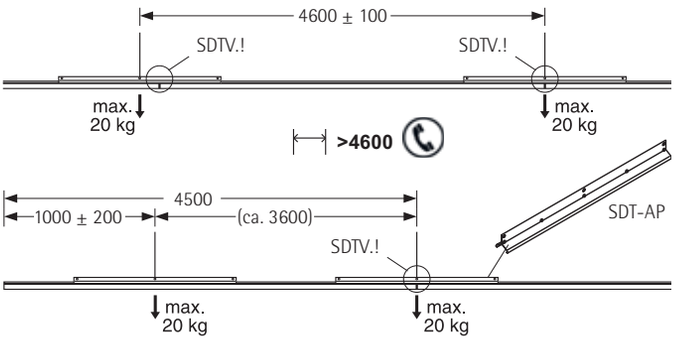



NEW

Device mounts SDGOXB LED IP20

▶281

LED A++ IP 20

Lighting technology SDGOXB:
- Direct, extremely wide-beam light distribution using Individual.Lens. Optic made of PMMA plastic
- Continuous optics
- Good glare limitation

Lamp:
- LED 50000h L80/B10
- CRI ≥ 80 / 4000K

Housing:
- Pre-galvanised sheet steel surface coated with polyester resin
- Fastening without tools with two integrated snap-in catches to SDT mounting rail

Switching:
- 1 Controller
- Electronic driver
- Fixed device mount plug with tool-free phase pre-selection and locating finger

Miscellaneous:
- Other light colours, lighting technologies, luminous fluxes or emergency lighting types on request
- Detailed information on the ambient temperature ranges (Ta) can be found at the start of the chapter







Dimensions

Type	Unit	Versions	LxBxH/DxH
SDGOXB	1500	LED	1531 x 55 x 37



Combination

SDT+SDGOXB/1500 LED 9000 lm 840



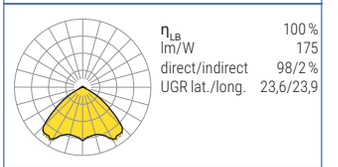

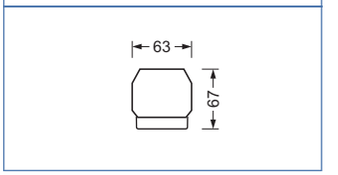

Products

Type	Unit	Lamps	lm/W	P_{Sys} [W]	Colour	Ballast	Art. no.	kg
LED - Individual.Lens.Optic direct extremely wide distribution visually continuous IP 20								
SDGOXB	1500	LED 4000 840	172	26	vw	ED	1858 0104 100	1,90
						DALI[1)]	1858 0106 600	1,90
		LED 6000 840	163	37	vw	ED	1858 0204 100	1,90
						DALI[1)]	1858 0206 600	1,90
		LED 8000 840	155	53	vw	ED	1858 0304 100	1,90
						DALI[1)]	1858 0306 600	1,90
						ED EM-B3[2)]	1858 0374 100	1,90
						DALI EM-B3[2)]	1858 0376 600	1,90
		LED 9000 840	175	53	vw	ED	1858 4304 100	1,90
						DALI[1)]	1858 4306 600	1,90
						ED EM-B3[2)]	1858 4374 100	1,90
						DALI EM-B3[2)]	1858 4376 600	1,90

[1)] IoT: Luminaires suitable for IoT (Internet of Things)

[2)] +: Luminaires with emergency light unit single battery 3h

Replacement parts

	Type	Colour	Material	Details	Art. no.		kg
Electrical technology							
Contact pin	SDG -Contact 1-Pol	me	St+mix	for SDT	9200 0267 101	10	0,01

Device mounts SDGVOXB LED IP20

▶281

IP 20

Lighting technology SDGVOXB:
- Direct, extremely wide-beam light distribution using Individual.Lens. Optic made of PMMA plastic
- Continuous optics
- Good glare limitation

Lamp:
- LED 50000h L80/B10
- CRI ≥ 80 / 4000K

Housing:
- Pre-galvanised sheet steel surface coated with polyester resin
- Fastening without tools with two integrated snap-in catches to SDT mounting rail
- Position can be varied on the mounting rail

Switching:
- 1 Controller
- Electronic driver
- Variable device mount plug with tool-free phase pre-selection and locating finger

Miscellaneous:
- Other light colours, lighting technologies or luminous fluxes on request
- Detailed information on the ambient temperature ranges (Ta) can be found at the start of the chapter







Dimensions

Type	Unit	Versions	LxBxH/DxH
SDGVOXB	1500	LED	1531 x 55 x 37



Combination

SDT+SDGVOXB/1500 LED 9000 lm 840



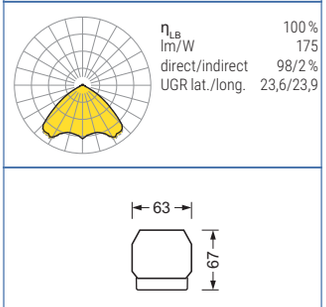

Products

Type	Unit	Lamps	lm/W	P_{Sys} [W]	Colour	Ballast	Art. no.	kg
LED - Individual.Lens.Optic direct extremely wide distribution visually continuous Variable positioning IP 20								
SDGVOXB	1500	LED 8000 840	155	53	vw	ED	1858 0304 150	2,00
						DALI[1)]	1858 0306 650	2,00
		LED 9000 840	175	53	vw	ED	1858 4304 150	2,00
						DALI[1)]	1858 4306 650	2,00
		LED 10000 840	147	70	vw	ED	1858 0404 150	2,00
						DALI[1)]	1858 0406 650	2,00
		LED 12000 840	170	68	vw	ED	1858 4404 150	2,00
						DALI[1)]	1858 4406 650	2,00

[1)] IoT: Luminaires suitable for IoT (Internet of Things)

Replacement parts

	Type	Colour	Material	Details	Art. no.		kg
Electrical technology							
Contact pin	SDG -Contact 1-Pol	me	St+mix	for SDT	9200 0267 101	10	0,01

Device mounts SDGOB LED IP20

▶281

LED A++ 3000 CE IP 20

Lighting technology SDGOB:
- Direct, wide light distribution using Individual.Lens.Optic made of PMMA plastic
- Continuous optics
- Good glare limitation
- Suitable for VDU workstations, 65°< 3000 cd/m²

Lamp:
- LED 50000h L80/B10
- CRI ≥ 80 / 4000K

Housing:
- Pre-galvanised sheet steel surface coated with polyester resin
- Fastening without tools with two integrated snap-in catches to SDT mounting rail

Switching:
- 1 Controller
- Electronic driver
- Fixed device mount plug with tool-free phase pre-selection and locating finger

Miscellaneous:
- Other light colours, lighting technologies, luminous fluxes or emergency lighting types on request
- Detailed information on the ambient temperature ranges (Ta) can be found at the start of the chapter







Dimensions

Type	Unit	Versions	LxBxH/DxH
SDGOB	1500	LED	1531 x 55 x 33



Combination

SDT+SDGOB/1500 LED 4000 lm 840



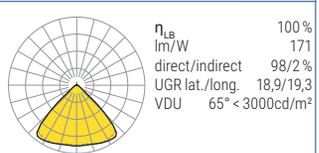

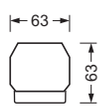

Products

Type	Unit	Lamps	lm/W	P_{Sys} [W]	Colour	Ballast	Art. no.	kg
LED - Individual.Lens.Optic direct wide distribution visually continuous IP 20								
SDGOB	1500	LED 4000 840	171	26	vw	ED	1851 0104 100	1,90
						DALI[1)]	1851 0106 600	1,90
		LED 6000 840	162	37	vw	ED	1851 0204 100	1,90
						DALI[1)]	1851 0206 600	1,90
		LED 8000 840	154	53	vw	ED	1851 0304 100	1,90
						DALI[1)]	1851 0306 600	1,90
						ED EM-B3	1851 0374 100	2,60
		LED 8200-5000 840	168-154	30-53	vw	EDM	1851 8404 100	1,90
		LED 9000 840	176	53	vw	ED	1851 4304 100	1,90
						DALI[1)]	1851 4306 600	1,90
						ED EM-B3	1851 4374 100	2,60
LED - Individual.Lens.Optic direct wide distribution visually continuous IP 20, Suitable for SDT>5-pole								
SDGOB	1500	LED 8000 840	154	53	vw	DALI EM-B3[2)]	1851 0376 600	2,60
		LED 9000 840	176	53	vw	DALI EM-B3[2)]	1851 4376 600	2,60

[1)] IoT: Luminaires suitable for IoT (Internet of Things)

[2)] +: Luminaires with emergency light unit single battery 3h

Replacement parts

	Type	Colour	Material	Details	Art. no.		kg
Electrical technology							
Contact pin	SDG -Contact 1-Pol	me	St+mix	for SDT	9200 0267 101	10	0,01

Device mounts SDGVOB LED IP20 ▶281

CE IP 20

Lighting technology SDGVOB:
- Direct, wide light distribution using Individual.Lens.Optic made of PMMA plastic
- Continuous optics
- Good glare limitation

Lamp:
- LED 50000h L80/B10
- CRI ≥ 80 / 4000K

Housing:
- Pre-galvanised sheet steel surface coated with polyester resin
- Fastening without tools with two integrated snap-in catches to SDT mounting rail
- Position can be varied on the mounting rail

Switching:
- 1 Controller
- Electronic driver
- Variable device mount plug with tool-free phase pre-selection and locating finger

Miscellaneous:
- Other light colours, lighting technologies or luminous fluxes on request
- Detailed information on the ambient temperature ranges (Ta) can be found at the start of the chapter







Dimensions

Type	Unit	Versions	LxBxH/DxH
SDGVOB	1500	LED	1531 x 55 x 33



Combination

SDT+SDGVOB/1500 LED 8000 lm 840



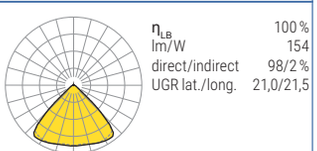

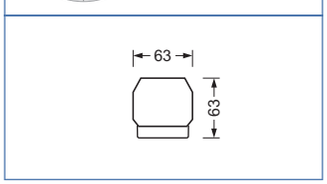

Products

Type	Unit	Lamps	lm/W	P_{Sys} [W]	Colour	Ballast	Art. no.	kg
LED - Individual.Lens.Optic direct wide distribution visually continuous Variable positioning IP 20								
SDGVOB	1500	LED 8000 840	154	53	vw	ED	1851 0304 150	2,00
						DALI[1)]	1851 0306 650	2,00
		LED 8200-5000 840	168-154	30-53	vw	EDM	1851 8404 150	1,90
		LED 9000 840	176	53	vw	ED	1851 4304 150	2,00
						DALI[1)]	1851 4306 650	2,00
		LED 10000 840	146	70	vw	ED	1851 0404 150	2,00
						DALI[1)]	1851 0406 650	2,00
		LED 12000 840	170	68	vw	ED	1851 4404 150	2,00
						DALI[1)]	1851 4406 650	2,00

[1)] IoT: Luminaires suitable for IoT (Internet of Things)

Replacement parts

	Type	Colour	Material	Details	Art. no.		kg
Electrical technology							
Contact pin	SDG -Contact 1-Pol	me	St+mix	for SDT	9200 0267 101	10	0,01

Device mounts SDGOTB LED IP20

▶281

LED A++ 3000 19 CE IP 20

Lighting technology SDGOTB:
- Direct, narrow/wide light distribution using Individual.Lens.Optic made of PMMA plastic
- Continuous optics
- Good glare limitation
- Suitable for VDU workstations, 65°< 3000 cd/m², UGR ≤ 19 in accordance with DIN-EN 12464-1

Lamp:
- LED 50000h L80/B10
- CRI ≥ 80 / 4000K

Housing:
- Pre-galvanised sheet steel surface coated with polyester resin
- Fastening without tools with two integrated snap-in catches to SDT mounting rail

Switching:
- 1 Controller
- Electronic driver
- Fixed device mount plug with tool-free phase pre-selection and locating finger

Miscellaneous:
- Other light colours, lighting technologies, luminous fluxes or emergency lighting types on request
- Detailed information on the ambient temperature ranges (Ta) can be found at the start of the chapter







Dimensions

Type	Unit	Versions	LxBxH/DxH
SDGOTB	1500	LED	1531 x 55 x 37



Combination

SDT+SDGOTB/1500 LED 6000 lm 840



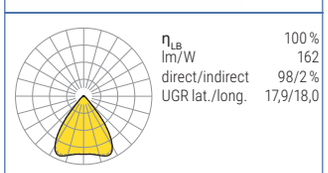

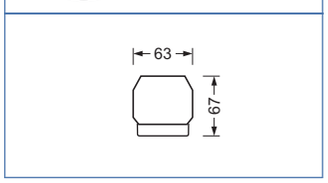

Products

Type	Unit	Lamps	lm/W	P_{Sys} [W]	Colour	Ballast	Art. no.	kg
LED - Individual.Lens.Optic direct narrow/wide distribution visually continuous IP 20								
SDGOTB	1500	LED 4000 840	171	26	vw	ED	1853 0104 100	1,90
						DALI[1)]	1853 0106 600	1,90
		LED 6000 840	162	37	vw	ED	1853 0204 100	1,90
						DALI[1)]	1853 0206 600	1,90
		LED 8000 840	154	53	vw	ED	1853 0304 100	1,90
						DALI[1)]	1853 0306 600	1,90
		LED 8200-5000 840	167-154	30-53	vw	EDM	1853 8404 100	1,90
		LED 9000 840	176	53	vw	ED	1853 4304 100	1,90
						DALI[1)]	1853 4306 600	1,90

1) : Luminaires suitable for IoT (Internet of Things)

Replacement parts

	Type	Colour	Material	Details	Art. no.		kg
Electrical technology							
Contact pin	SDG -Contact 1-Pol	me	St+mix	for SDT	9200 0267 101	10	0,01

Device mounts SDGVOTB LED IP20 ▶281

CE IP 20

Lighting technology SDGVOTB:
- Direct, narrow/wide light distribution using Individual.Lens.Optic made of PMMA plastic
- Continuous optics
- Good glare limitation
- Glare evaluation UGR ≤ 19

Lamp:
- LED 50000h L80/B10
- CRI ≥ 80 / 4000K

Housing:
- Pre-galvanised sheet steel surface coated with polyester resin
- Fastening without tools with two integrated snap-in catches to SDT mounting rail
- Position can be varied on the mounting rail

Switching:
- 1 Controller
- Electronic driver
- Variable device mount plug with tool-free phase pre-selection and locating finger

Miscellaneous:
- Other light colours, lighting technologies or luminous fluxes on request
- Detailed information on the ambient temperature ranges (Ta) can be found at the start of the chapter







Dimensions

Type	Unit	Versions	LxBxH/DxH
SDGVOTB	1500	LED	1531 x 55 x 37



Combination

SDT+SDGVOTB/1500 LED 8000 lm 840

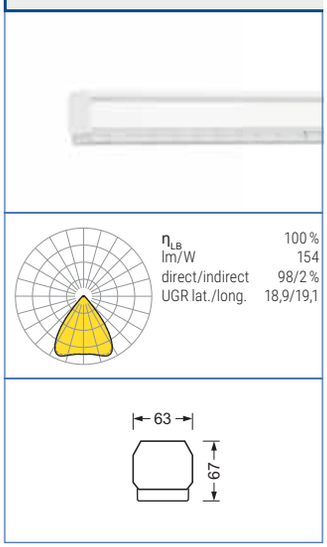

Products

Type	Unit	Lamps	lm/W	P_{Sys} [W]	Colour	Ballast	Art. no.	kg
LED - Individual.Lens.Optic direct narrow/wide distribution visually continuous Variable positioning IP 20								
SDGVOTB	1500	LED 8000 840	154	53	vw	ED	1853 0304 150	2,00
						DALI[1)]	1853 0306 650	2,00
		LED 8200-5000 840	167-154	30-53	vw	EDM	1853 8404 150	1,90
		LED 9000 840	176	53	vw	ED	1853 4304 150	2,00
						DALI[1)]	1853 4306 650	2,00
		LED 10000 840	146	70	vw	ED	1853 0404 150	2,00
						DALI[1)]	1853 0406 650	2,00
		LED 12000 840	170	68	vw	ED	1853 4404 150	2,00
						DALI[1)]	1853 4406 650	2,00

[1)] IoT: Luminaires suitable for IoT (Internet of Things)

Replacement parts

	Type	Colour	Material	Details	Art. no.		kg
Electrical technology							
Contact pin	SDG -Contact 1-Pol	me	St+mix	for SDT	9200 0267 101	10	0,01

Device mounts SDGOT LED IP20

▶281

IP 20

Lighting technology SDGOT:
- Direct, narrow light distribution using Individual.Lens.Optic made of PMMA plastic
- Continuous optics
- Good glare limitation

Lamp:
- LED 50000h L80/B10
- CRI ≥ 80 / 4000K

Housing:
- Pre-galvanised sheet steel surface coated with polyester resin
- Fastening without tools with two integrated snap-in catches to SDT mounting rail

Switching:
- 1 Controller
- Electronic driver
- Fixed device mount plug with tool-free phase pre-selection and locating finger

Miscellaneous:
- Other light colours, lighting technologies, luminous fluxes or emergency lighting types on request
- Detailed information on the ambient temperature ranges (Ta) can be found at the start of the chapter







Dimensions

Type	Unit	Versions	LxBxH/DxH
SDGOT	1500	LED	1531 x 55 x 37



Combination

SDT+SDGOT/1500 LED 6000 lm 840



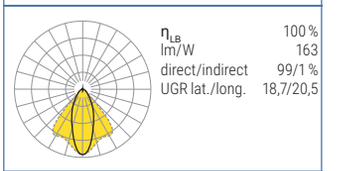

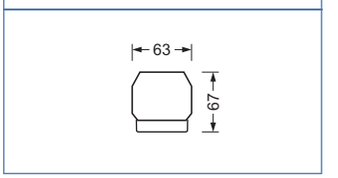

Products

Type	Unit	Lamps	lm/W	P_{Sys} [W]	Colour	Ballast	Art. no.	kg
LED - Individual.Lens.Optic direct narrow distribution visually continuous IP 20								
SDGOT	1500	LED 4000 840	172	26	vw	ED	1852 0104 100	1,90
						DALI[1)]	1852 0106 600	1,90
		LED 6000 840	163	37	vw	ED	1852 0204 100	1,90
						DALI[1)]	1852 0206 600	1,90
						ED EM-B3	1852 0274 100	2,60
		LED 8000 840	155	53	vw	ED	1852 0304 100	1,90
						DALI[1)]	1852 0306 600	1,90
		LED 9000 840	176	53	vw	ED	1852 4304 100	1,90
						DALI[1)]	1852 4306 600	1,90
LED - Individual.Lens.Optic direct narrow distribution visually continuous IP 20, Suitable for SDT>5-pole								
SDGOT	1500	LED 6000 840	163	37	vw	DALI EM-B3[2)]	1852 0276 600	2,60

[1)] IoT: Luminaires suitable for IoT (Internet of Things)

[2)] Luminaires with emergency light unit single battery 3h

Replacement parts

	Type	Colour	Material	Details	Art. no.		kg
Electrical technology							
Contact pin	SDG -Contact 1-Pol	me	St+mix	for SDT	9200 0267 101	10	0,01

Device mounts SDGVOT LED IP20 ▶281

IP 20

Lighting technology SDGVOT:
- Direct, narrow light distribution using Individual.Lens.Optic made of PMMA plastic
- Continuous optics
- Good glare limitation

Lamp:
- LED 50000h L80/B10
- CRI ≥ 80 / 4000K

Housing:
- Pre-galvanised sheet steel surface coated with polyester resin
- Fastening without tools with two integrated snap-in catches to SDT mounting rail
- Position can be varied on the mounting rail

Switching:
- 1 Controller
- Electronic driver
- Variable device mount plug with tool-free phase pre-selection and locating finger

Miscellaneous:
- Other light colours, lighting technologies or luminous fluxes on request
- Detailed information on the ambient temperature ranges (Ta) can be found at the start of the chapter







Dimensions

Type	Unit	Versions	LxBxH/DxH
SDGVOT	1500	LED	1531 x 55 x 37



Combination

SDT+SDGVOT/1500 LED 8000 lm 840





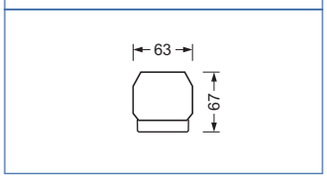

Products

Type	Unit	Lamps	lm/W	P_{Sys} [W]	Colour	Ballast	Art. no.	kg
LED - Individual.Lens.Optic direct narrow distribution visually continuous Variable positioning IP 20								
SDGVOT	1500	LED 8000 840	155	53	vw	ED	1852 0304 150	2,00
						DALI[1)]	1852 0306 650	2,00
		LED 9000 840	176	53	vw	ED	1852 4304 150	2,00
						DALI[1)]	1852 4306 650	2,00
		LED 10000 840	147	70	vw	ED	1852 0404 150	2,00
						DALI[1)]	1852 0406 650	2,00
		LED 12000 840	171	68	vw	ED	1852 4404 150	2,00
						DALI[1)]	1852 4406 650	2,00

[1)] IoT: Luminaires suitable for IoT (Internet of Things)

Replacement parts

	Type	Colour	Material	Details	Art. no.		kg
Electrical technology							
Contact pin	SDG -Contact 1-Pol	me	St+mix	for SDT	9200 0267 101	10	0,01

Device mounts SDGOH LED IP20

▶281

LED A++ 3000 19 CE IP 20

Lighting technology SDGOH:
- Direct, extremely narrow light distribution using Individual.Lens.Optic made of PMMA plastic
- Continuous optics
- Good glare limitation
- Suitable for VDU workstations, 65°< 3000 cd/m², UGR ≤ 19 in accordance with DIN-EN 12464-1

Lamp:
- LED 50000h L80/B10
- CRI ≥ 80 / 4000K

Housing:
- Pre-galvanised sheet steel surface coated with polyester resin
- Fastening without tools with two integrated snap-in catches to SDT mounting rail

Switching:
- 1 Controller
- Electronic driver
- Fixed device mount plug with tool-free phase pre-selection and locating finger

Miscellaneous:
- Other light colours, lighting technologies, luminous fluxes or emergency lighting types on request
- Detailed information on the ambient temperature ranges (Ta) can be found at the start of the chapter







Dimensions

Type	Unit	Versions	LxBxH/DxH
SDGOH	1500	LED	1531 x 55 x 37



Combination

SDT+SDGOH/1500 LED 8000 lm 840





η_{LB}	100 %
lm/W	154
direct/indirect	99/1 %
UGR lat./long.	13,0/11,6
VDU	65° < 3000cd/m²

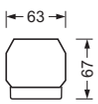

Products

Type	Unit	Lamps	lm/W	P_{Sys} [W]	Colour	Ballast	Art. no.	kg
LED - Individual.Lens.Optic direct extremely narrow distribution visually continuous IP 20								
SDGOH	1500	LED 8000 840	154	53	vw	ED	1854 0304 100	1,90
						DALI[1]	1854 0306 600	1,90
		LED 9000 840	174	53	vw	ED	1854 4304 100	1,90
						DALI[1]	1854 4306 600	1,90

[1] IoT: Luminaires suitable for IoT (Internet of Things)

Replacement parts

	Type	Colour	Material	Details	Art. no.		kg
Electrical technology							
Contact pin	SDG -Contact 1-Pol	me	St+mix	for SDT	9200 0267 101	10	0,01

Device mounts SDGVOH LED IP20

▶281

LED A++ 3000 19 IP 20

Lighting technology SDGVOH:
- Direct, extremely narrow distribution using Individual.Lens.Optic made of PMMA plastic
- Continuous optics
- Suitable for VDU workstations, 65°< 3000 cd/m², UGR ≤ 19 in accordance with DIN-EN 12464-1

Lamp:
- LED 50000h L80/B10
- CRI ≥ 80 / 4000K

Housing:
- Pre-galvanised sheet steel surface coated with polyester resin
- Fastening without tools with two integrated snap-in catches to SDT mounting rail
- Position can be varied on the mounting rail

Switching:
- 1 Controller
- Electronic driver
- Variable device mount plug with tool-free phase pre-selection and locating finger

Miscellaneous:
- Other light colours, lighting technologies or luminous fluxes on request
- Detailed information on the ambient temperature ranges (Ta) can be found at the start of the chapter







Dimensions

Type	Unit	Versions	LxBxH/DxH
SDGVOH	1500	LED	1531 x 55 x 37



Combination

SDT+SDGVOH/1500 LED 8000 lm 840



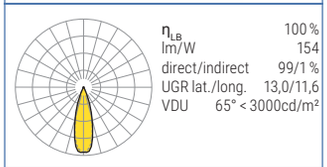

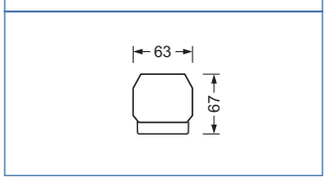

Products

Type	Unit	Lamps	lm/W	P_{Sys} [W]	Colour	Ballast	Art. no.	kg
LED - Individual.Lens.Optic direct extremely narrow distribution visually continuous Variable positioning IP 20								
SDGVOH	1500	LED 8000 840	154	53	vw	ED	1854 0304 150	2,00
						DALI[1)]	1854 0306 650	2,00
		LED 9000 840	174	53	vw	ED	1854 4304 150	2,00
						DALI[1)]	1854 4306 650	2,00
		LED 10000 840	145	70	vw	ED	1854 0404 150	2,00
						DALI[1)]	1854 0406 650	2,00
		LED 12000 840	169	68	vw	ED	1854 4404 150	2,00
						DALI[1)]	1854 4406 650	2,00

[1)] IoT: Luminaires suitable for IoT (Internet of Things)

Replacement parts

	Type	Colour	Material	Details	Art. no.		kg
Electrical technology							
Contact pin	SDG -Contact 1-Pol	me	St+mix	for SDT	9200 0267 101	10	0,01

NEW

Device mounts SDGOA LED IP20

▶281

LED A++ CE IP 20

Lighting technology SDGOA:
- Direct asymmetric light distribution using Individual.Lens.Optic made of PMMA plastic
- Continuous optics
- Good glare limitation

Lamp:
- LED 50000h L80/B10
- CRI ≥ 80 / 4000K

Housing:
- Pre-galvanised sheet steel surface coated with polyester resin
- Fastening without tools with two integrated snap-in catches to SDT mounting rail

Switching:
- 1 Controller
- Electronic driver
- Fixed device mount plug with tool-free phase pre-selection and locating finger

Miscellaneous:
- Other light colours, lighting technologies or luminous fluxes on request
- Detailed information on the ambient temperature ranges (Ta) can be found at the start of the chapter







Dimensions

Type	Unit	Versions	LxBxH/DxH
SDGOA	1500	LED	1531 x 55 x 37



Combination

SDT+SDGOA/1500 LED 6000 lm 840



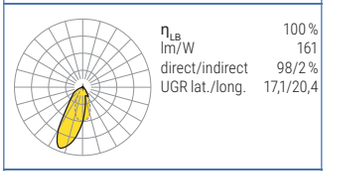

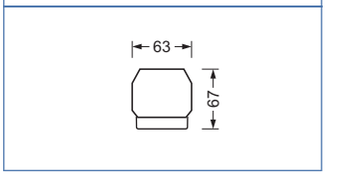

Products

Type	Unit	Lamps	lm/W	P_{Sys} [W]	Colour	Ballast	Art. no.	kg
LED - Individual.Lens.Optic direct asymmetrical distribution visually continuous IP 20								
SDGOA	1500	LED 4000 840	170	26	vw	ED	1855 0104 100	1,90
						DALI[1)]	1855 0106 600	1,90
		LED 6000 840	161	37	vw	ED	1855 0204 100	1,90
						DALI[1)]	1855 0206 600	1,90

[1)] IoT: Luminaires suitable for IoT (Internet of Things)

Replacement parts

	Type	Colour	Material	Details	Art. no.		kg
Electrical technology							
Contact pin	SDG -Contact 1-Pol	me	St+mix	for SDT	9200 0267 101	10	0,01

LED IP20/40

Device mounts SDGODA LED IP20

▶281

LED A++ 3000 19 IP 20

Lighting technology SDGODA:
- Direct, double asymmetric light distribution using Individual.Lens. Optic made of PMMA plastic
- Continuous optics
- Good glare limitation
- Suitable for VDU workstations, 65°< 3000 cd/m², UGR ≤ 19 in accordance with DIN-EN 12464-1

Lamp:
- LED 50000h L80/B10
- CRI ≥ 80 / 4000K

Housing:
- Pre-galvanised sheet steel surface coated with polyester resin
- Fastening without tools with two integrated snap-in catches to SDT mounting rail

Switching:
- 1 Controller
- Electronic driver
- Fixed device mount plug with tool-free phase pre-selection and locating finger

Miscellaneous:
- Other light colours, lighting technologies, luminous fluxes or emergency lighting types on request
- Detailed information on the ambient temperature ranges (Ta) can be found at the start of the chapter







Dimensions

Type	Unit	Versions	LxBxH/DxH
SDGODA	1500	LED	1531 x 55 x 37



Combination

SDT+SDGODA/1500 LED 4000 lm 840





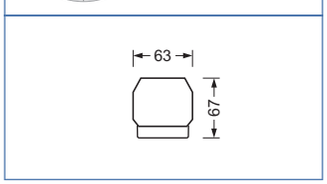

Products

Type	Unit	Lamps	lm/W	P_{Sys} [W]	Colour	Ballast	Art. no.	kg
LED - Individual.Lens.Optic direct double asymmetrical distribution visually continuous IP 20								
SDGODA	1500	LED 4000 840	172	26	vw	ED	1856 0104 100	1,90
						DALI[1)]	1856 0106 600	1,90
						ED EM-B3[2)]	1856 0174 100	2,60
		LED 6000 840	164	37	vw	ED	1856 0204 100	1,90
						DALI[1)]	1856 0206 600	1,90
LED - Individual.Lens.Optic direct double asymmetrical distribution visually continuous IP 20, Suitable for SDT>5-pole								
SDGODA	1500	LED 4000 840	163	26	vw	DALI EM-B3[2)]	1856 0176 600	2,60

[1)] IoT: Luminaires suitable for IoT (Internet of Things)

[2)] +: Luminaires with emergency light unit single battery 3h

Replacement parts

	Type	Colour	Material	Details	Art. no.		kg
Electrical technology							
Contact pin	SDG -Contact 1-Pol	me	St+mix	for SDT	9200 0267 101	10	0,01

Device mounts SDGOG LED IP20

▶281

IP 20

Lighting technology SDGOG:
- Direct/indirect light distribution, diffuse light distribution using Individual.Lens.Optic made of frosted PMMA plastic
- Continuous optics

Lamp:
- LED 50000h L80/B10
- CRI ≥ 80 / 4000K

Housing:
- Pre-galvanised sheet steel surface coated with polyester resin
- Fastening without tools with two integrated snap-in catches to SDT mounting rail

Switching:
- 1 Controller
- Electronic driver
- Fixed device mount plug with tool-free phase pre-selection and locating finger

Miscellaneous:
- Other light colours, lighting technologies, luminous fluxes on request
- Detailed information on the ambient temperature ranges (Ta) can be found at the start of the chapter







Dimensions

Type	Unit	Versions	LxBxH/DxH
SDGOG	1500	LED	1531 x 55 x 37



Combination

SDT+SDGOG/1500 LED 6000 lm 840



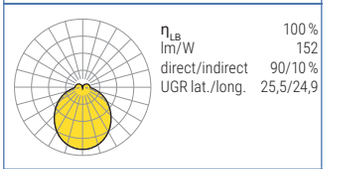

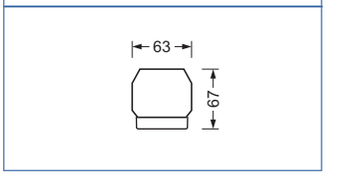

Products

Type	Unit	Lamps	lm/W	P_{Sys} [W]	Colour	Ballast	Art. no.	kg
LED - Individual.Lens.Optic frosted direct/indirect diffuse distribution visually continuous IP 20								
SDGOG	1500	LED 4000 840	160	26	vw	ED	1857 0104 100	1,90
						DALI[1)]	1857 0106 600	1,90
		LED 6000 840	152	37	vw	ED	1857 0204 100	1,90
						DALI[1)]	1857 0206 600	1,90
		LED 7700-4600 840	157-144	30-53	vw	EDM	1857 8404 100	1,90
		LED 8000 840	144	53	vw	ED	1857 0304 100	1,90
						DALI[1)]	1857 0306 600	1,90
		LED 9000 840	166	53	vw	ED	1857 4304 100	1,90
						DALI[1)]	1857 4306 600	1,90

[1)] IoT: Luminaires suitable for IoT (Internet of Things)

Replacement parts

	Type	Colour	Material	Details	Art. no.		kg
Electrical technology							
Contact pin	SDG -Contact 1-Pol	me	St+mix	for SDT	9200 0267 101	10	0,01

Device mounts SDGVOG LED IP20 ▶281

IP 20

Lighting technology SDGVOG:
- Direct/indirect light distribution, diffuse light distribution using Individual.Lens.Optic made of frosted PMMA plastic
- Continuous optics

Lamp:
- LED 50000h L80/B10
- CRI ≥ 80 / 4000K

Housing:
- Pre-galvanised sheet steel surface coated with polyester resin
- Fastening without tools with two integrated snap-in catches to SDT mounting rail
- Position can be varied on the mounting rail

Switching:
- 1 Controller
- Electronic driver
- Variable device mount plug with tool-free phase pre-selection and locating finger

Miscellaneous:
- Other light colours, lighting technologies or luminous fluxes on request
- Detailed information on the ambient temperature ranges (Ta) can be found at the start of the chapter







Dimensions

Type	Unit	Versions	LxBxH/DxH
SDGVOG	1500	LED	1531 x 55 x 37



Combination

SDT+SDGVOG/1500 LED 8000 lm 840



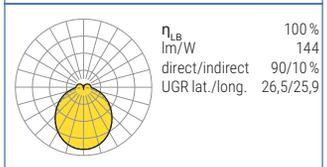

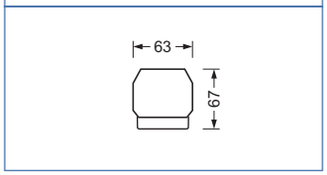

Products

Type	Unit	Lamps	lm/W	P_{Sys} [W]	Colour	Ballast	Art. no.	kg
LED - Individual.Lens.Optic frosted direct/indirect diffuse distribution visually continuous Variable positioning IP 20								
SDGVOG	1500	LED 7700-4600 840	157-144	30-53	vw	EDM	1857 8404 150	2,00
		LED 8000 840	144	53	vw	ED	1857 0304 150	2,00
						DALI[1)]	1857 0306 650	2,00
		LED 9000 840	166	53	vw	ED	1857 4304 150	2,00
						DALI[1)]	1857 4306 650	2,00
		LED 10000 840	137	70	vw	ED	1857 0404 150	2,00
						DALI[1)]	1857 0406 650	2,00
		LED 12000 840	161	68	vw	ED	1857 4404 150	2,00
						DALI[1)]	1857 4406 650	2,00

[1)] IoT: Luminaires suitable for IoT (Internet of Things)

Replacement parts

	Type	Colour	Material	Details	Art. no.		kg
Electrical technology							
Contact pin	SDG -Contact 1-Pol	me	St+mix	for SDT	9200 0267 101	10	0,01




FRONT

Device mounts SDGLB LED IP20

▶281

LED A++ IP 20

Lighting technology SDGLB:
- Direct, wide light distribution using Linear.Lens.Profil made of matt PMMA plastic
- Optically seamless light run

Lamp:
- LED 50000h L80/B10
- CRI ≥ 80 / 4000K

Housing:
- Pre-galvanised sheet steel surface coated with polyester resin
- Fastening without tools with two integrated swing handle latches

Switching:
- 1 Controller
- Electronic driver
- Fixed device mount plug with tool-free phase pre-selection and locating finger

Miscellaneous:
- Other light colours, lighting technologies or luminous fluxes or emergency lighting types on request
- Detailed information on the ambient temperature ranges (Ta) can be found at the start of the chapter







Dimensions

Type	Unit	Versions	LxBxH/DxH
SDGLB	1500	LED	1531 x 55 x 46

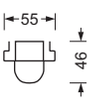

Combination

SDT+SDGLB/1500 LED 8000 lm 840



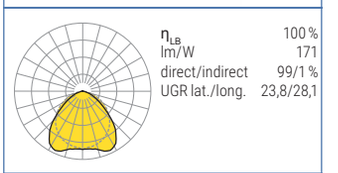

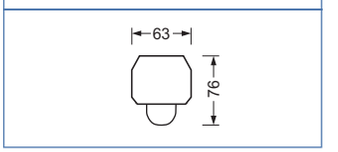

Products

Type	Unit	Lamps	lm/W	P_{Sys} [W]	Colour	Ballast	Art. no.	kg
LED - Linear.Lens.Profil direct wide distribution visually continuous IP 20								
SDGLB	1500	LED 5000 840	176	29	vw	ED	1831 4304 100	1,75
						DALI[1)]	1831 4306 600	1,82
		LED 6000 840	173	35	vw	ED	1831 4404 100	1,75
						DALI[1)]	1831 4406 600	1,82
						ED EM-B3[2)]	1831 4474 100	2,52
		LED 8000 840	171	46	vw	ED	1831 4504 100	1,70
						DALI[1)]	1831 4506 600	1,70
		LED 9000-5300 840	169-166	31-54	vw	EDM	1831 8404 100	1,80

[1)] IoT: Luminaires suitable for IoT (Internet of Things)

[2)] +: Luminaires with emergency light unit single battery 3h

Replacement parts

	Type	Colour	Material	Details	Art. no.		kg
Electrical technology							
Contact pin	SDG -Contact 1-Pol	me	St+mix	for SDT	9200 0267 101	10	0,01

LED IP20/40

Device mounts SDGLB-2 LED IP20 ▶281

IP 20

Lighting technology SDGLB-2:
- Direct, wide light distribution using double-row Linear.Lens.Profil made of matt PMMA plastic
- Optically seamless light run

Lamp:
- LED 50000h L80/B10
- CRI ≥ 80 / 4000K

Housing:
- Pre-galvanised sheet steel surface coated with polyester resin
- Fastening without tools with two integrated swing handle latches

Switching:
- 2 Controller
- Electronic driver
- Fixed device mount plug with tool-free phase pre-selection and locating finger

Miscellaneous:
- Other light colours, lighting technologies or luminous fluxes on request
- Detailed information on the ambient temperature ranges (Ta) can be found at the start of the chapter







Dimensions

Type	Unit	Versions	LxBxH/DxH
SDGLB -2	1500	LED	1531 x 77 x 64

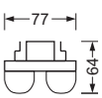

Combination

SDT+SDGLB/1500-2 LED 18000 lm 840



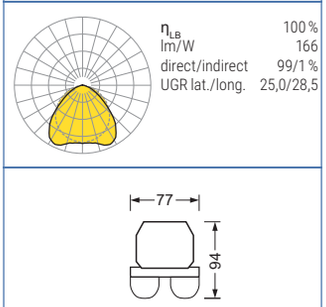

Products

Type	Unit	Lamps	lm/W	P_{Sys} [W]	Colour	Ballast	Art. no.	kg
LED - Linear.Lens.Profil direct wide distribution visually continuous IP 20								
SDGLB -2	1500	LED 18000 840	166	108	vw	ED	1831 4204 100	2,90
						DALI[1)]	1831 4206 600	2,90

[1)] IoT: Luminaires suitable for IoT (Internet of Things)

Replacement parts

	Type	Colour	Material	Details	Art. no.		kg
Electrical technology							
Contact pin	SDG -Contact 1-Pol	me	St+mix	for SDT	9200 0267 101	10	0,01

Device mounts SDGVLB LED IP20

▶281

IP 20

Lighting technology SDGVLB:
- Direct, wide light distribution using Linear.Lens.Profil made of matt PMMA plastic
- Optically seamless light run

Lamp:
- LED 50000h L80/B10
- CRI ≥ 80 / 4000K

Housing:
- Pre-galvanised sheet steel surface coated with polyester resin
- Fastening without tools with two integrated swing handle latches
- Position can be varied on the mounting rail

Switching:
- 1 Controller
- Electronic driver
- Variable device mount plug with tool-free phase pre-selection and locating finger

Miscellaneous:
- Other light colours, lighting technologies or luminous fluxes on request
- Detailed information on the ambient temperature ranges (Ta) can be found at the start of the chapter







Dimensions

Type	Unit	Versions	LxBxH/DxH
SDGVLB	1500	LED	1531 x 55 x 46



Combination

SDT+SDGVLB/1500 LED 8000 lm 840



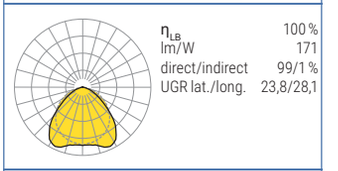

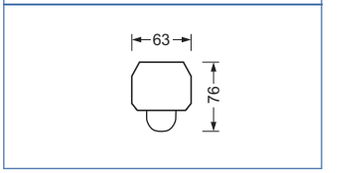

Products

Type	Unit	Lamps	lm/W	P_{Sys} [W]	Colour	Ballast	Art. no.	kg
LED - Linear.Lens.Profil direct wide distribution visually continuous variable positioning IP 20								
SDGVLB	1500	LED 8000 840	171	46	vw	ED	1831 4504 150	2,10
						DALI[1)]	1831 4506 650	2,10
		LED 9000-5300 840	169-166	31-54	vw	EDM	1831 8404 150	1,80
		LED 11000 840	157	71	vw	ED	1831 4604 150	2,10
						DALI[1)]	1831 4606 650	2,10

[1)] : Luminaires suitable for IoT (Internet of Things)

Replacement parts

	Type	Colour	Material	Details	Art. no.		kg
Electrical technology							
Contact pin	SDG -Contact 1-Pol	me	St+mix	for SDT	9200 0267 101	10	0,01

Device mounts SDGLT LED IP20

▶281

IP 20

Lighting technology SDGLT:
- Direct narrow-beam light distribution using Linear.Lens.Profil made of clear PMMA plastic
- Optically seamless light run

Lamp:
- LED 50000h L80/B10
- CRI ≥ 80 / 4000K

Housing:
- Pre-galvanised sheet steel surface coated with polyester resin
- Fastening without tools with two integrated swing handle latches

Switching:
- 1 Controller
- Electronic driver
- Variable device mount plug with tool-free phase pre-selection and locating finger

Miscellaneous:
- Other light colours, lighting technologies or luminous fluxes or emergency lighting types on request
- Detailed information on the ambient temperature ranges (Ta) can be found at the start of the chapter







Dimensions

Type	Unit	Versions	LxBxH/DxH
SDGLT	1500	LED	1531 x 55 x 41



Combination

SDT+SDGLT LED 8000 lm 840

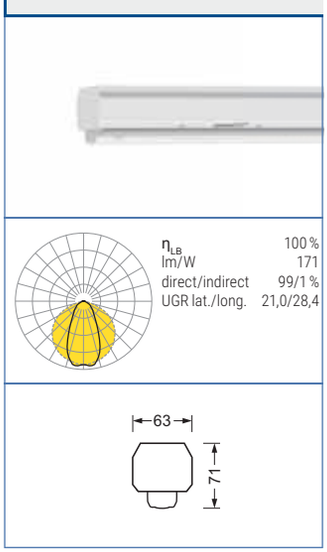

Products

Type	Unit	Lamps	lm/W	P_{Sys} [W]	Colour	Ballast	Art. no.	kg
LED - Linear.Lens.Profil direct narrow distribution visually continuous IP 20								
SDGLT	1500	LED 5000 840	176	29	vw	ED	1832 4304 100	1,63
						DALI[1)]	1832 4306 600	1,70
		LED 6000 840	173	35	vw	ED	1832 4404 100	1,63
						DALI[1)]	1832 4406 600	1,70
		LED 8000 840	171	46	vw	ED	1832 4504 100	1,70
						DALI[1)]	1832 4506 600	1,70
						ED EM-B3[2)]	1832 4574 100	2,80

[1)] IoT: Luminaires suitable for IoT (Internet of Things)

[2)] +: Luminaires with emergency light unit single battery 3h

Replacement parts

	Type	Colour	Material	Details	Art. no.		kg
Electrical technology							
Contact pin	SDG -Contact 1-Pol	me	St+mix	for SDT	9200 0267 101	10	0,01

Device mounts SDGLT-2 LED IP20

▶281

LED A++ IP 20

Lighting technology SDGLT-2:
- Direct narrow-beam light distribution using double-row Linear.Lens. Profil made of clear PMMA plastic
- Optically seamless light run

Lamp:
- LED 50000h L80/B10
- CRI ≥ 80 / 4000K

Housing:
- Pre-galvanised sheet steel surface coated with polyester resin
- Fastening without tools with two integrated swing handle latches

Switching:
- 2 Controller
- Electronic driver
- Fixed device mount plug with tool-free phase pre-selection and locating finger

Miscellaneous:
- Other light colours, lighting technologies or luminous fluxes on request
- Detailed information on the ambient temperature ranges (Ta) can be found at the start of the chapter







Dimensions

Type	Unit	Versions	LxBxH/DxH
SDGLT -2	1500	LED	1531 x 77 x 59

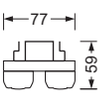

Combination

SDT+SDGLT/1500-2 LED 18000 lm 840





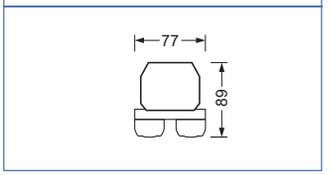

Products

Type	Unit	Lamps	lm/W	P_{Sys} [W]	Colour	Ballast	Art. no.	kg
LED - Linear.Lens.Profil direct narrow distribution visually continuous IP 20								
SDGLT -2	1500	LED 18000 840	166	108	vw	ED	1832 4204 100	2,90
						DALI[1)]	1832 4206 600	2,90

[1)] IoT: Luminaires suitable for IoT (Internet of Things)

Replacement parts

	Type	Colour	Material	Details	Art. no.		kg
Electrical technology							
Contact pin	SDG -Contact 1-Pol	me	St+mix	for SDT	9200 0267 101	10	0,01

Device mounts SDGVLT LED IP20 ▶281

IP 20

Lighting technology SDGVLT:
- Direct narrow light distribution using Linear.Lens.Profil made of clear PMMA plastic
- Optically seamless light run

Lamp:
- LED 50000h L80/B10
- CRI ≥ 80 / 4000K

Housing:
- Pre-galvanised sheet steel surface coated with polyester resin
- Fastening without tools with two integrated swing handle latches
- Position can be varied on the mounting rail

Switching:
- 1 Controller
- Electronic driver
- Variable device mount plug with tool-free phase pre-selection and locating finger

Miscellaneous:
- Other light colours, lighting technologies or luminous fluxes on request
- Detailed information on the ambient temperature ranges (Ta) can be found at the start of the chapter







Dimensions

Type	Unit	Versions	LxBxH/DxH
SDGVLT	1500	LED	1531 x 55 x 41



Combination

SDT+SDGVLT/1500 LED 8000 lm 840





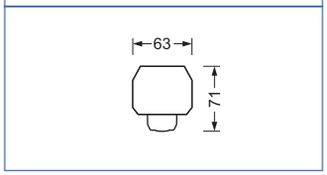

Products

Type	Unit	Lamps	lm/W	P_{Sys} [W]	Colour	Ballast	Art. no.	kg
LED - Linear.Lens.Profil direct narrow distribution visually continuous variable positioning IP 20								
SDGVLT	1500	LED 8000 840	171	46	vw	ED	1832 4504 150	2,10
						DALI[1)]	1832 4506 650	2,10
		LED 11000 840	157	71	vw	ED	1832 4604 150	2,10
						DALI[1)]	1832 4606 650	2,10

[1)] IoT: Luminaires suitable for IoT (Internet of Things)

Replacement parts

	Type	Colour	Material	Details	Art. no.		kg
Electrical technology							
Contact pin	SDG -Contact 1-Pol	me	St+mix	for SDT	9200 0267 101	10	0,01

Device mounts SDGLH LED IP20

▶281

IP 20

Lighting technology SDGLH:
- Direct, extremely narrow light distribution using Linear.Lens.Profil made of matt PMMA plastic
- Optically seamless light run

Lamp:
- LED 50000h L80/B10
- CRI ≥ 80 / 4000K

Housing:
- Pre-galvanised sheet steel surface coated with polyester resin
- Fastening without tools with two integrated swing handle latches

Switching:
- 1 Controller
- Electronic driver
- Fixed device mount plug with tool-free phase pre-selection and locating finger

Miscellaneous:
- Other light colours, lighting technologies or luminous fluxes on request
- Detailed information on the ambient temperature ranges (Ta) can be found at the start of the chapter







Dimensions

Type	Unit	Versions	LxBxH/DxH
SDGLH	1500	LED	1531 x 55 x 48

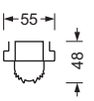

Combination

SDT+SDGLH/1500 LED 8000 lm 840

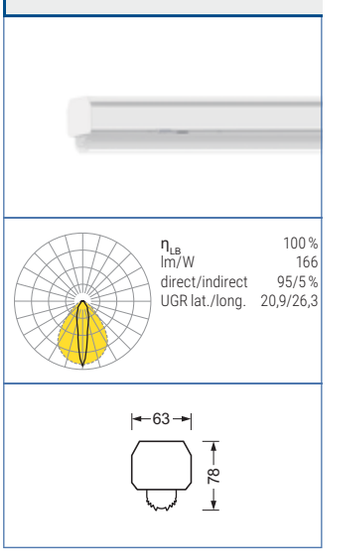

Products

Type	Unit	Lamps	lm/W	P_{Sys} [W]	Colour	Ballast	Art. no.	kg
LED - Linear.Lens.Profil direct extremely narrow distribution visually continuous IP 20								
SDGLH	1500	LED 8000 840	166	46	vw	ED	1834 4504 100	1,94
						DALI[1)]	1834 4506 600	2,01

[1)] IoT: Luminaires suitable for IoT (Internet of Things)

Replacement parts

	Type	Colour	Material	Details	Art. no.		kg
Electrical technology							
Contact pin	SDG -Contact 1-Pol	me	St+mix	for SDT	9200 0267 101	10	0,01

Device mounts SDGVLH LED IP20 ▶281

IP 20

Lighting technology SDGVLH:
- Direct, extremely narrow light distribution using Linear.Lens.Profil made of matt PMMA plastic
- Optically seamless light run

Lamp:
- LED 50000h L80/B10
- CRI ≥ 80 / 4000K

Housing:
- Pre-galvanised sheet steel surface coated with polyester resin
- Fastening without tools with two integrated swing handle latches
- Position can be varied on the mounting rail

Switching:
- 1 Controller
- Electronic driver
- Variable device mount plug with tool-free phase pre-selection and locating finger

Miscellaneous:
- Other light colours, lighting technologies or luminous fluxes on request
- Detailed information on the ambient temperature ranges (Ta) can be found at the start of the chapter







Dimensions

Type	Unit	Versions	LxBxH/DxH
SDGVLH	1500	LED	1531 x 55 x 48

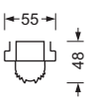

Combination

SDT+SDGVLH/1500 LED 11000 lm 840



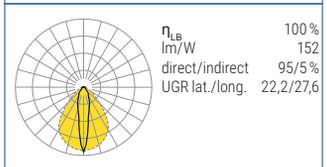

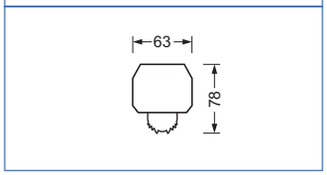

Products

Type	Unit	Lamps	lm/W	P_{Sys} [W]	Colour	Ballast	Art. no.	kg
LED - Linear.Lens.Profil direct extremely narrow distribution visually continuous variable positioning IP 20								
SDGVLH	1500	LED 11000 840	152	71	vw	ED	1834 4604 150	2,10
						DALI[1)]	1834 4606 650	2,10

[1)] IoT: Luminaires suitable for IoT (Internet of Things)

Replacement parts

	Type	Colour	Material	Details	Art. no.		kg
Electrical technology							
Contact pin	SDG -Contact 1-Pol	me	St+mix	for SDT	9200 0267 101	10	0,01

Device mounts SDGLK LED IP20

▶281

LED A++ IP 20

Lighting technology SDGLK:
- Direct/indirect light distribution, frosted diffuser made of PMMA plastic with inner longitudinal prisms
- Optically seamless light run

Lamp:
- LED 50000h L80/B10
- CRI ≥ 80 / 4000K

Housing:
- Pre-galvanised sheet steel surface coated with polyester resin
- Fastening without tools with two integrated swing handle latches

Switching:
- 1 Controller
- Electronic driver
- Fixed device mount plug with tool-free phase pre-selection and locating finger

Miscellaneous:
- Other light colours, lighting technologies, luminous fluxes or emergency lighting types on request
- Detailed information on the ambient temperature ranges (Ta) can be found at the start of the chapter







Dimensions

Type	Unit	Versions	LxBxH/DxH
SDGLK	1500	LED	1531 x 63 x 54



Combination

SDT+SDGLK/1500 LED 7500 lm 840



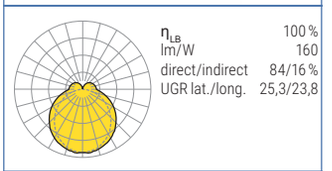

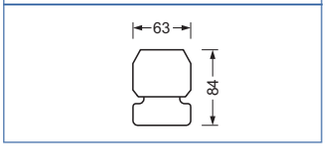

Products

Type	Unit	Lamps	lm/W	P_{Sys} [W]	Colour	Ballast	Art. no.	kg
LED - Diffuser, frosted direct/indirect distribution visually continuous IP 20								
SDGLK	1500	LED 5000 840	164	29	vw	ED	1823 0304 100	2,00
						DALI[1)]	1823 0306 600	2,00
		LED 6000 840	161	35	vw	ED	1823 0404 100	2,00
						DALI[1)]	1823 0406 600	2,00
						ED EM-B3[2)]	1823 0474 100	2,70
		LED 7500 840	160	46	vw	ED	1823 4504 100	2,00
						DALI[1)]	1823 4506 600	2,00
		LED 8500-5000 840	162-158	31-54	vw	EDM	1823 8404 100	2,00

[1)] IoT: Luminaires suitable for IoT (Internet of Things)

[2)] +: Luminaires with emergency light unit single battery 3h

Replacement parts

	Type	Colour	Material	Details	Art. no.		kg
Electrical technology							
Contact pin	SDG -Contact 1-Pol	me	St+mix	for SDT	9200 0267 101	10	0,01

Device mounts SDGVLK LED IP20 ▶281

IP 20

Lighting technology SDGVLK:
- Direct/indirect light distribution, frosted diffuser made of PMMA plastic with inner longitudinal prisms
- Optically seamless light run

Lamp:
- LED 50000h L80/B10
- CRI ≥ 80 / 4000K

Housing:
- Pre-galvanised sheet steel surface coated with polyester resin
- Fastening without tools with two integrated swing handle latches
- Position can be varied on the mounting rail

Switching:
- 1 Controller
- Electronic driver
- Variable device mount plug with tool-free phase pre-selection and locating finger

Miscellaneous:
- Other light colours, lighting technologies or luminous fluxes on request
- Detailed information on the ambient temperature ranges (Ta) can be found at the start of the chapter







Dimensions

Type	Unit	Versions	LxBxH/DxH
SDGVLK	1500	LED	1531 x 63 x 54



Combination

SDT+SDGVLK/1500 LED 10500 lm 840

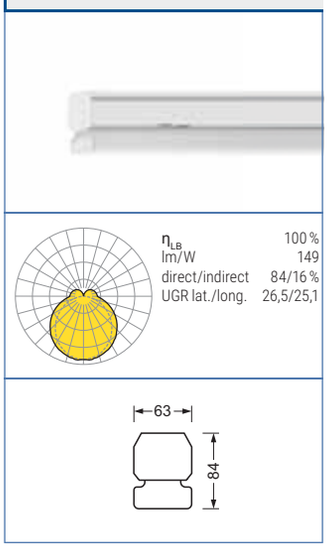

Products

Type	Unit	Lamps	lm/W	P_{Sys} [W]	Colour	Ballast	Art. no.	kg
LED - Diffuser, frosted direct/indirect distribution visually continuous variable positioning IP 20								
SDGVLK	1500	LED 8500-5000 840	162-158	31-54	vw	EDM	1823 8404 150	2,00
		LED 10500 840	149	71	vw	ED	1823 4604 150	2,00
						DALI[1)]	1823 4606 650	2,00

[1)] IoT: Luminaires suitable for IoT (Internet of Things)

Replacement parts

	Type	Colour	Material	Details	Art. no.		kg
Electrical technology							
Contact pin	SDG -Contact 1-Pol	me	St+mix	for SDT	9200 0267 101	10	0,01

Device mounts SDGLDA LED IP20

▶281

LED A++ IP 20

Lighting technology SDGLDA:
- Direct, double asymmetrical light distribution using Linear.Lens.Profil made of matt PMMA plastic
- Optically seamless light run

Lamp:
- LED 50000h L80/B10
- CRI ≥ 80 / 4000K

Housing:
- Pre-galvanised sheet steel surface coated with polyester resin
- Fastening without tools with two integrated swing handle latches

Switching:
- 1 Controller
- Electronic driver
- Fixed device mount plug with tool-free phase pre-selection and locating finger

Miscellaneous:
- Other light colours, lighting technologies, luminous fluxes or emergency lighting types on request
- Detailed information on the ambient temperature ranges (Ta) can be found at the start of the chapter







Dimensions

Type	Unit	Versions	LxBxH/DxH
SDGLDA	1500	LED	1531 x 55 x 46



Combination

SDT+SDGLDA/1500 LED 8000 lm 840



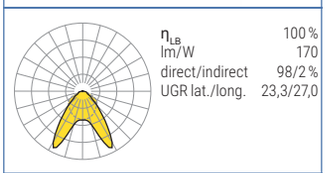

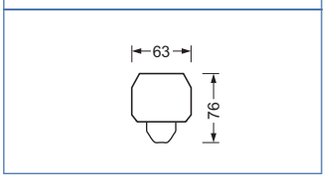

Products

Type	Unit	Lamps	lm/W	P_{Sys} [W]	Colour	Ballast	Art. no.	kg
LED - Linear.Lens.Profil direct double asymmetrical distribution visually continuous IP 20								
SDGLDA	1500	LED 5000 840	174	29	vw	ED	1836 4304 100	1,69
						DALI[1)]	1836 4306 600	2,02
						ED EM-B3[2)]	1836 4374 100	2,52
		LED 6000 840	172	35	vw	ED	1836 4404 100	1,69
						DALI[1)]	1836 4406 600	2,02
		LED 8000 840	170	46	vw	ED	1836 4504 100	1,70
						DALI[1)]	1836 4506 600	1,70

[1)] IoT: Luminaires suitable for IoT (Internet of Things)

[2)] +: Luminaires with emergency light unit single battery 3h

Replacement parts

	Type	Colour	Material	Details	Art. no.		kg
Electrical technology							
Contact pin	SDG -Contact 1-Pol	me	St+mix	for SDT	9200 0267 101	10	0,01

Device mounts SDGBG LED IP20

▶281

LED A++ CE
IP 20

Lighting technology SDGBG:
- Direct light distribution, frosted diffuser made of PMMA plastic
- Optically seamless light run

Lamp:
- LED 50000h L80/B10
- CRI ≥ 80 / 4000K

Housing:
- Pre-galvanised sheet steel surface coated with polyester resin
- Fastening without tools with two integrated swing handle latches

Switching:
- 1 Controller
- Electronic driver
- Fixed device mount plug with tool-free phase pre-selection and locating finger

Miscellaneous:
- Other light colours, lighting technologies, luminous fluxes on request
- Detailed information on the ambient temperature ranges (Ta) can be found at the start of the chapter







Dimensions

Type	Unit	Versions	LxBxH/DxH
SDGBG	1500	LED	1531 x 55 x 42

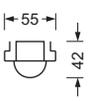

Combination

SDT+SDGBG LED 6600 lm 840

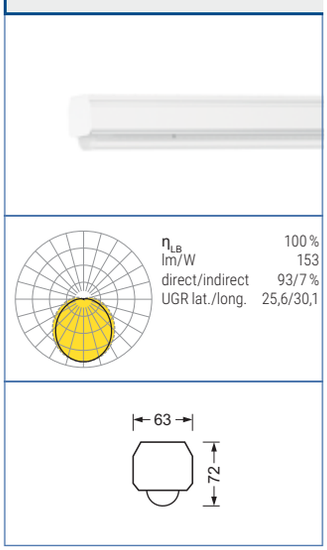

Products

Type	Unit	Lamps	lm/W	P_{Sys} [W]	Colour	Ballast	Art. no.	kg
LED - Diffuser, frosted direct/indirect general diffuse visually continuous IP 20								
SDGBG	1500	LED 6600 840	153	43	vw	ED	1819 1404 100	1,32
						DALI[1)]	1819 1406 600	1,43
		LED 6600-3300 840	154-153	22-43	vw	EDM	1819 8404 100	1,32

[1)] IoT: Luminaires suitable for IoT (Internet of Things)

Replacement parts

	Type	Colour	Material	Details	Art. no.		kg
Electrical technology							
Contact pin	SDG -Contact 1-Pol	me	St+mix	for SDT	9200 0267 101	10	0,01

Device mounts SDGVL LED IP20

▶281

LED A++ CE
IP 20

Lighting technology SDGVL:
- Direct, open light distribution
- Polycarbonate LED diffuser cover
- Optically seamless light run

Lamp:
- LED 50000h L80/B10
- CRI ≥ 80 / 4000K

Housing:
- Pre-galvanised sheet steel surface coated with polyester resin
- Fastening without tools with two integrated swing handle latches
- Position can be varied on the mounting rail
- Suitable for fitting mirror reflectors

Switching:
- 1 Controller
- Electronic driver
- Variable device mount plug with tool-free phase pre-selection and locating finger

Miscellaneous:
- Other light colours, lighting technologies, luminous fluxes or emergency lighting types on request
- Detailed information on the ambient temperature ranges (Ta) can be found at the start of the chapter

Accessories:
- Can be combined with the self-supporting specular reflectors SDFAL LED, SDFBL LED and SDFTL LED.







Dimensions

Type	Unit	Versions	LxBxH/DxH
SDGVL	1500	LED	1531 x 55 x 43

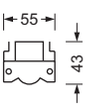

Combination

SDT+SDGVL/1500 LED 7000 lm 840





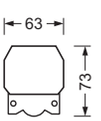

Products

Type	Unit	Lamps	lm/W	P_{Sys} [W]	Colour	Ballast	Art. no.	kg
LED - general diffuse visually continuous variable positioning IP 20								
SDGVL	1500	LED 4500 840	150	31	vw	ED	1821 0304 150	2,30
						DALI[1)]	1821 0306 650	2,50
		LED 5500 840	146	37	vw	ED	1821 0404 150	2,30
						DALI[1)]	1821 0406 650	2,50
		LED 7000 840	149	46	vw	ED	1821 4504 150	2,30
						DALI[1)]	1821 4506 650	2,50
						ED EM-B3[2)]	1821 4574 150	2,80

[1)] IoT: Luminaires suitable for IoT (Internet of Things)
[2)] Luminaires with emergency light unit single battery 3h

Accessories

	Type	Colour	Material	Details	Art. no.		kg
Lighting technology							
Reflector, asymmetrical distribution	SDFAL LED 1500	aes	Al	for SDGVL 1500 LED	1873 6080 100	1	0,37
Reflector, wide distribution	SDFBL LED 1500	aes	Al	for SDGVL 1500 LED	1873 3080 100	1	0,23
Reflector, narrow distribution	SDFTL LED 1500	aes	Al	for SDGVL 1500 LED	1873 4080 100	1	0,25

Replacement parts

	Type	Colour	Material	Details	Art. no.		kg
Electrical technology							
Contact pin	SDG -Contact 1-Pol	me	St+mix	for SDT	9200 0267 101	10	0,01

Device mounts track SDGD IP20

▶281

IP 20

Housing:
- Pre-galvanised sheet steel surface coated with polyester resin.
- Fastening without tools with two integrated twist-locks
- Integrated universal 3-phase track with a usable length of 680 mm

Switching:
- Fixed device mount plug with tool-free phase pre-selection and locating finger







Dimensions

Type	Unit	LxBxH/DxH
SDGD 1500	1500	1532 x 55 x 45

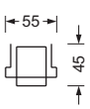

Combination

SDT+SDGD



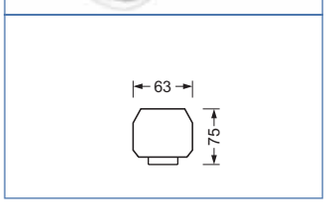

Products

Type	Unit	Lamps	lm/W	P_{Sys} [W]	Colour	Ballast	Art. no.	kg
3-phase track + DALI 680mm								
SDGD 1500	1500	-	-	-	vw	-	1847 8150 100	2,30
					sg	-	1847 8150 105	2,30

Replacement parts

	Type	Colour	Material	Details	Art. no.		kg
Electrical technology							
Contact pin	SDG -Contact 1-Pol	me	St+mix	for SDT	9200 0267 101	10	0,01

Blank cover SDBK IP20

▶281

IP 20

Housing:
- Made of plastic
- Can be shortened to desired length on site
- Blank cover for bridging empty light run units

Details:
- Accessories for SDT 1500, ATS







Dimensions

Type	Unit	LxBxH/DxH
SDBK 1500	1500	1536 x 55 x 18

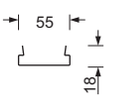

Combination

SDT+SDBK

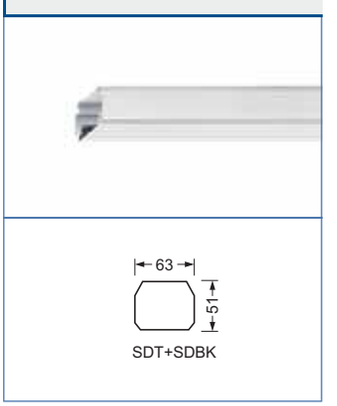

Products

Type	Unit	Lamps	lm/W	P_{Sys} [W]	Colour	Ballast	Art. no.	kg
Blank cover of plastic, can be cut to suit								
SDBK 1500	1500	-	-	-	vw	-	1883 7580 100	0,24

Blank cover SDBA IP20

▶281

IP 20

Housing:
- Pre-galvanised sheet steel surface coated with polyester resin
- Blank cover for bridging empty light run units
- Suitable for mounting light control components such as reflectors, mirrors, etc

Switching:
- Device mount plug with locating finger for earthing

Details:
- Accessories for SDT 1500







Dimensions

Type	Unit	LxBxH/DxH
SDBA 1500	1500	1532 x 55 x 30

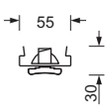

Combination

SDT+SDBA

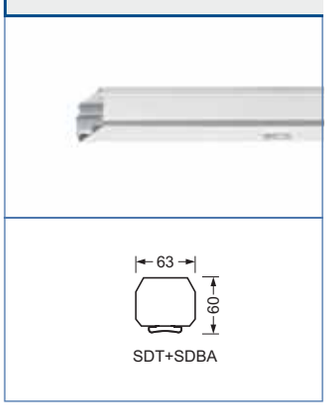

Products

Type	Unit	Lamps	lm/W	P_{Sys} [W]	Colour	Ballast	Art. no.	kg
Blank cover of metal - fixing reflector								
SDBA 1500	1500	-	-	-	vw	-	1883 6580 100	0,85

Replacement parts

	Type	Colour	Material	Details	Art. no.		kg
Electrical technology							
Contact pin	SDG -Contact 1-Pol	me	St+mix	for SDT	9200 0267 101	10	0,01

Sensor device mounts SDBA IP20

▶281



SDBA M12

Sensor unit with attached motion sensor for daylight- and presence-dependent control, wired ready for connection via integrated 11-pole plug connector. For daylight control, a max. mounting height of 5m shall not be exceeded.

System components used: motion sensor LC-BEG PD4-M-DALI-AP
Functions: Presence-dependent control of up to 50 DALI control devices.
See Advanced Services chapter for description.

Type	LxBxH/DxH	Art. no.		kg
SDBA M12 1500	1532 x 98 x 96	8418 6580 203	1	1,10

Accessories

	Type	Colour	Material	Details	Art. no.	kg	
Electrical technology							
Light Control	LC-BEG IR-PD-DALI-E	-	-	Remote control and programming tool up to mounting height 8m	8450 6028 100	0,03	1
	LC-BEG IR-RC	-	-	Remote control and programming adapter for smart phones	8450 6021 100	0,04	1
Sensor	SDBA S17 1500	vw	St.galv.	Extension sensor for SDBA M12, SDBA S20	8418 6580 202	1,10	1

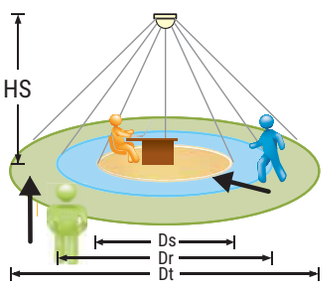

HS	Ds	Dr	Dt
m	m	m	m
2,00	5,20	6,40	17,00
2,50	6,40	8,00	24,00
3,00	7,60	9,60	29,00
3,50	9,00	11,00	34,00
4,00	–	13,60	39,00
4,50	–	14,40	44,00
5,00	–	16,00	48,00
10,00	–	16,00	48,00



SDBA S10

Sensor unit with attached motion sensor for daylight- and presence-dependent control, wired ready for connection via integrated 11-pole plug connector.

System components used: motion sensor LC-BEG PD4-M-1C-GH-AP
Functions: presence-dependent switching up to 2300 W, cosφ=1. See
Advanced Services chapter for description.

Type	LxBxH/DxH	Art. no.		kg
SDBA ED S10 1500	1532 x 98 x 96	8418 6580 200	1	1,10

Accessories

	Type	Colour	Material	Details	Art. no.	kg	
Electrical technology							
Light Control	LC-BEG IR-PD4-GH	-	-	Remote control and programming tool	8450 6006 100	0,04	1
	LC-BEG IR-RC	-	-	Remote control and programming adapter for smart phones	8450 6021 100	0,04	1
Sensor	SDBA S23 1500	vw	St.galv.	Extension sensor for SDBA S10, SDBA LC07	8418 6580 201	1,10	1

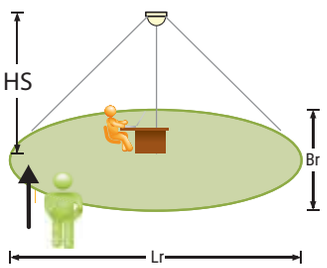

HS	Lr	Br
m	m	m
5,00	26,00	18,00
6,00	26,00	18,00
7,00	28,00	19,00
8,00	28,00	19,00
9,00	30,00	19,00
10,00	30,00	19,00
14,00	30,00	19,00



SDBA S20

Sensor unit with attached motion sensor for daylight- and presence-dependent control, wired ready for connection via integrated 11-pole plug connector.

System components used: motion sensor LC-BEG PD4-M-1C-AP
Functions: presence-dependent switching up to 2300 W, cosφ=1.
See Advanced Services chapter for description.

Type	LxBxH/DxH	Art. no.		kg
SDBA S20 1500	1532 x 100 x 103	8418 6001 200	1	1,10

Accessories

	Type	Colour	Material	Details	Art. no.	kg	
Electrical technology							
Light Control	LC-BEG IR-PD-E	-	-	Remote control and programming tool	8450 6027 100	0,04	1
	LC-BEG IR-RC	-	-	Remote control and programming adapter for smart phones	8450 6021 100	0,04	1
Sensor	SDBA S17 1500	vw	St.galv.	Extension sensor for SDBA M12, SDBA S20	8418 6580 202	1,10	1

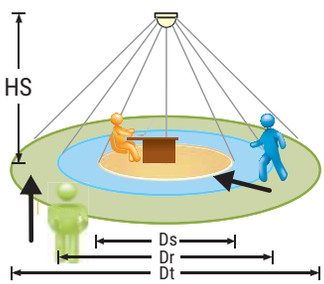

HS	Ds	Dr	Dt
m	m	m	m
2,00	5,20	6,40	17,00
2,50	6,40	8,00	24,00
3,00	7,60	9,60	29,00
3,50	9,00	11,00	34,00
4,00	–	13,60	39,00
4,50	–	14,40	44,00
5,00	–	16,00	48,00
10,00	–	16,00	48,00



SDBA LC07

Sensor unit with attached motion sensor for daylight linking and presence-dependent control, wired ready for connection via integrated 11-pin plug connector.
System components used: motion sensor LC-BEG PD4-M-DALI-GH-AP
Actuation of up to 50 DALI/DSI controllers as a group; settings both manual and through remote control; any number of slave devices can be connected for the low-cost expansion of the monitoring area; Monitoring area : vertical 360° Oval 1 channel (light control); DALI/DSI-Master max. 50 DALI/DSI ECG; time setting 1-30min; brightness value 10-2500lx; installation height between 5-16m
See Advanced Services chapter for description.

Type	LxBxH/DxH	Art. no.		kg
SDBA LC07 1500	1532 x 98 x 96	8418 6580 224	1	1,10

Accessories

	Type	Colour	Material	Details	Art. no.		kg
Electrical technology							
Light Control	LC-BEG IR-PD-DALI-E	-	-	Remote control and programming tool up to mounting height 8m	8450 6028 100	1	0,03
	LC-BEG IR-RC	-	-	Remote control and programming adapter for smart phones	8450 6021 100	1	0,04
Sensor	SDBA S23 1500	vw	St.galv.	Extension sensor for SDBA S10, SDBA LC07	8418 6580 201	1	1,10

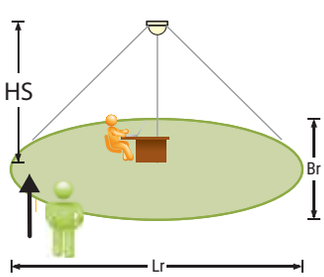

HS	Lr	Br
m	m	m
5,00	26,00	18,00
6,00	26,00	18,00
7,00	28,00	19,00
8,00	28,00	19,00
9,00	30,00	19,00
10,00	30,00	19,00
14,00	30,00	19,00


CUBE

Refurbishment device mount SDGE LED

▶281

IP 20

Lighting technology SDGE:
- Direct, open light distribution

Lamp:
- LED 50000h L80/B10
- CRI ≥ 80 / 4000K

Housing:
- Refurbishment device mount with two lateral lever locks, made of galvanised, profiled sheet steel, surface coated with polyester resin enamel; LED unit made of natural anodised extruded aluminium profile, end faces made of plastic; fixed 3-pole rapid installation plug connector for the SMT and SPT mounting rail systems with tool-free phase preselection and locating finger

Switching:
- 1 Controller
- Electronic driver
- Fixed device mount plug with tool-free phase pre-selection and locating finger

Accessories:
- Can be combined with the self-supporting specular reflectors SDFA LED, SDFB LED, SDFT LED and SDFH LED.







Dimensions

Type	Unit	Versions	LxBxH/DxH
SDGE	1500	LED	1531 x 55 x 62



Combination

SMT/SPT+SDGE/1500 LED 7000 lm 840

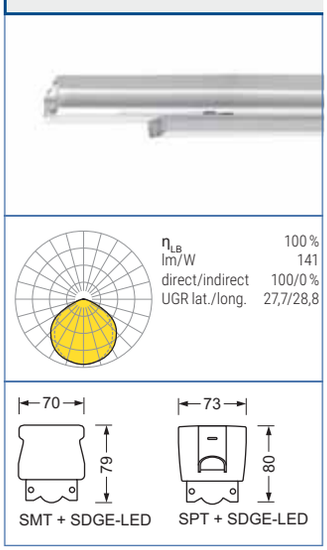

Products

Type	Unit	Lamps	lm/W	P_{Sys} [W]	Colour	Ballast	Art. no.	kg
LED - general diffuse for SMT/SPT systems								
SDGE	1500	LED 7000 840	141	50	vw	ED	1804 2014 100	2,70

Accessories

	Type	Colour	Material	Details	Art. no.		kg
Lighting technology							
Reflector, asymmetrical distribution	SDFA LED 1500	aes	Al	for SDGV/SDGS 1500 LED	1873 6000 100	1	0,17
Reflector, wide distribution	SDFB LED 1500	aes	Al	for SDGV/SDGS 1500 LED	1873 3000 100	1	0,14
Reflector, extremely narrow distribution	SDFH LED 1500	aeh	Al	for SDGV/SDGS 1500 LED	1873 9000 100	1	0,15
Reflector, narrow distribution	SDFT LED 1500	aes	Al	for SDGV/SDGS 1500 LED	1873 4000 100	1	0,14

Replacement parts

	Type	Colour	Material	Details	Art. no.		kg
Electrical technology							
Contact pin	SDG -Contact 1-Pol	me	St+mix	for SDT	9200 0267 101	10	0,01

Device mounts SDGV LED IP40

▶281

LED A++ A+ IP 40

Lighting technology SDGV:
- Direct, general diffuse light distribution
- LED diffuser cover made of polycarbonate

Lamp:
- LED 50000h L80/B10
- CRI ≥ 80 / 4000K
- CRI ≥ 80 / 3000K-6000K continuously adjustable DALI DT8

Housing:
- Pre-galvanised sheet steel surface coated with polyester resin
- Fastening without tools with two integrated swing handle latches
- Position can be varied on the mounting rail
- With plastic end face seal
- Suitable for fitting mirror reflectors

Switching:
- 1 Controller
- Electronic driver
- Variable device mount plug with tool-free phase pre-selection and locating finger

Miscellaneous:
- Luminaires with integrated sensor system, control and tunable white technology for Human Centric Lighting available
- Detailed information on the ambient temperature ranges (Ta) can be found at the start of the chapter

Accessories:
- Can be combined with the self-supporting specular reflectors SDFA LED, SDFB LED, SDFT LED and SDFH LED.







Dimensions

Type	Unit	Versions	LxBxH/DxH
SDGV	1500	LED	1531 x 55 x 43

SDGV

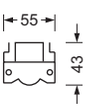

SDGV B3

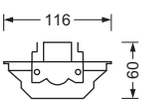

Combination

SDT+SDGV/1500 LED 7000 lm 840

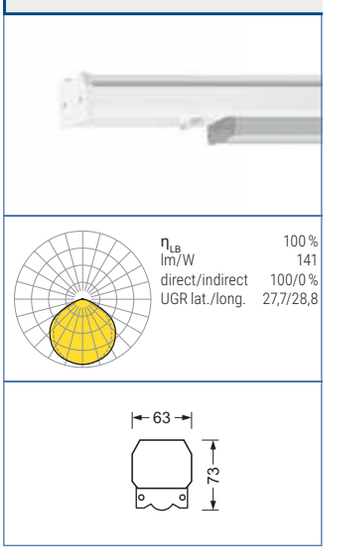

Products

Type	Unit	Lamps	lm/W	P_{Sys} [W]	Colour	Ballast	Art. no.	kg
LED - general diffuse variable positioning IP 40								
SDGV	1500	LED 4200 840	145	29	vw	ED	1820 1014 150	2,00
						DALI[1)]	1820 1016 650	2,00
		LED 7000 840	141	50	vw	ED	1820 2014 150	2,00
						DALI[1)]	1820 2016 650	2,00
						ED EM-B3[2)]	1820 2074 150	2,70
		LED 7100-3800 840	158-141	24-50	vw	EDM	1820 8404 150	2,00
LED - general diffuse Tunable White variable positioning IP 40								
SDGV	1500	LED 5100 830-860	138	52	vw	DALI DT8[1)3)]	1820 5206 950	2,00

[1)] : Luminaires suitable for IoT (Internet of Things)

[2)] : Luminaires with emergency light unit single battery 3h

[3)] : Luminaires with tunable white technology suitable for Human Centric Lighting (HCL)

Accessories

	Type	Colour	Material	Details	Art. no.		kg
Lighting technology							
Reflector, asymmetrical distribution	SDFA LED 1500	aes	Al	for SDGV/SDGS 1500 LED	1873 6000 100	1	0,17
Reflector, wide distribution	SDFB LED 1500	aes	Al	for SDGV/SDGS 1500 LED	1873 3000 100	1	0,14
Reflector, extremely narrow distribution	SDFH LED 1500	aeh	Al	for SDGV/SDGS 1500 LED	1873 9000 100	1	0,15
Reflector, narrow distribution	SDFT LED 1500	aes	Al	for SDGV/SDGS 1500 LED	1873 4000 100	1	0,14

Replacement parts

	Type	Colour	Material	Details	Art. no.		kg
Electrical technology							
Contact pin	SDG -Contact 1-Pol	me	St+mix	for SDT	9200 0267 101	10	0,01



Blank cover SDBAS IP40/54

▶281

IP 54

Housing:
- Pre-galvanised sheet steel surface coated with polyester resin
- Blank cover for bridging empty light run units
- Suitable for equipping with further elements such as sensors, reflectors or on-site components
- With integrated seal to mounting rail and plastic seal to end faces

Switching:
- Device mount plug with locating finger for earthing

Details:
- Accessories for SDT IP54 1500







Dimensions

Type	Unit	LxBxH/DxH
SDBAS 1500	1500	1536 x 55 x 30

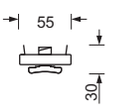

Combination

SDT+SDBAS



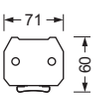

SDT+SDBAS

Products

Type	Unit	Lamps	lm/W	P_{Sys} [W]	Colour	Ballast	Art. no.	kg
IP54 blank cover of metal - fixing reflector								
SDBAS 1500	1500	-	-	-	vw	-	1882 6580 100	0,89

Replacement parts

	Type	Colour	Material	Details	Art. no.		kg
Electrical technology							
Contact pin	SDG -Contact 1-Pol	me	St+mix	for SDT	9200 0267 101	10	0,01



Self-supporting reflectors LED IP20

SDFBL - Self-supporting mirror reflector



Lighting technology SDFBL:
- Direct, wide distribution, optically continuous

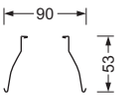

SDFTL - Self-supporting mirror reflector



Lighting technology SDFTL:
- Direct, narrow distribution, optically continuous

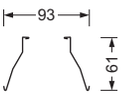

SDFAL - Self-supporting mirror reflector



Lighting technology SDFAL:
- Direct, asymmetrical distribution, optically continuous

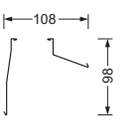

SDT



SDGVL



SDFBL LED



Combination

SDT+SDGVL/1500+SDFBL LED 7000 lm 840



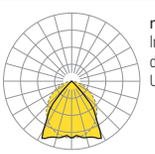

η_{LB}	100 %
lm/W	144
direct/indirect	100/0 %
UGR lat./long.	17,6/26,1

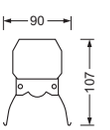

Products

Type	Unit	Colour	Details	LxBxH/DxH	Art. no.	kg
Self-supporting mirror reflector direct asymmetrical distribution visually continuous						
SDFAL LED 1500	1500	aes	für SDGVL LED IP20	1545 x 108 x 98	1873 6080 100	0,37
Self-supporting mirror reflector direct wide distribution visually continuous						
SDFBL LED 1500	1500	aes	für SDGVL LED IP20	1545 x 90 x 53	1873 3080 100	0,23
Self-supporting mirror reflector direct narrow distribution visually continuous						
SDFTL LED 1500	1500	aes	für SDGVL LED IP20	1545 x 93 x 61	1873 4080 100	0,25

Self-supporting reflectors LED IP40

SDFB - Self-supporting mirror reflector



Lighting technology SDFB:
• Direct, wide distribution

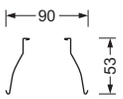

SDFT - Self-supporting mirror reflector



Lighting technology SDFT:
• Direct narrow distribution

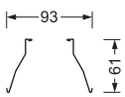

SDT



SDGVL



SDFBL LED



SDFH - Self-supporting mirror reflector



Lighting technology SDFH:
• Direct, extremely narrow distribution with specific rack illumination

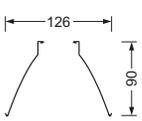

SDFA - Self-supporting mirror reflector



Lighting technology SDFA:
• Direct, asymmetrical distribution

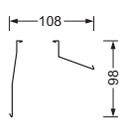

Combination

SDT+SDGVL/1500+SDFBL LED 7000 lm 840



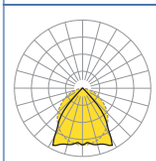

η_{LB}	100 %
lm/W	144
direct/indirect	100/0 %
UGR lat./long.	17,6/26,1

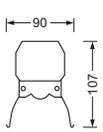

Products

Type	Unit	Colour	Details	LxBxH/DxH	Art. no.	kg
Self-supporting mirror reflector direct asymmetrical distribution						
SDFA LED 1500	1500	aes	SDGV LED IP40, SDGS LED IP54	1129 x 108 x 98	1873 6000 100	0,17
Self-supporting mirror reflector direct wide distribution						
SDFB LED 1500	1500	aes	SDGV LED IP40, SDGS LED IP54	1129 x 90 x 53	1873 3000 100	0,14
Self-supporting mirror reflector direct extremely narrow distribution						
SDFH LED 1500	1500	aeh	SDGV LED IP40, SDGS LED IP54	1129 x 126 x 90	1873 9000 100	0,15
Self-supporting mirror reflector direct narrow distribution						
SDFT LED 1500	1500	aes	SDGV LED IP40, SDGS LED IP54	1129 x 93 x 61	1873 4000 100	0,14


TOYOTA
25 SAS

LED IP 54



Device mounts with high protection for special applications

- Single lens technology or self-supporting specular reflector optics
- Lighting technologies for all applications
- Device mount for Human Centric Lighting (HCL)
- Sensor device mounts also available for IP54

Mounting video

5 years warranty

Components overview

- SDT system overview LED IP54
- System components LED IP54
- Quantity calculation LED IP54
- Mounting rails LED IP54
- Assessories mounting rails LED IP54
- Device mounts LED IP54
- Self-supporting reflectors LED IP54

SDT system LED

Basic system	IP54

Mounting rails



Device mounts	Individual.Lens.Optic	Diffuser + mirrors

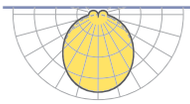

direct/diffuse distribution





New

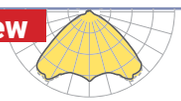

extremely wide distribution



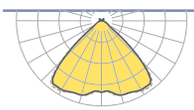

wide distribution





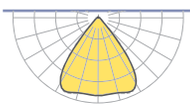

narrow-/wide distribution



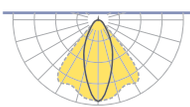

narrow distribution





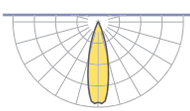

extremely narrow distribution





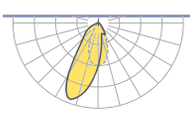

asymmetrical distribution





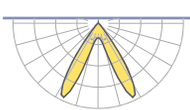

double asymmetrical distribution



Optional Track Light-Control







System components IP54

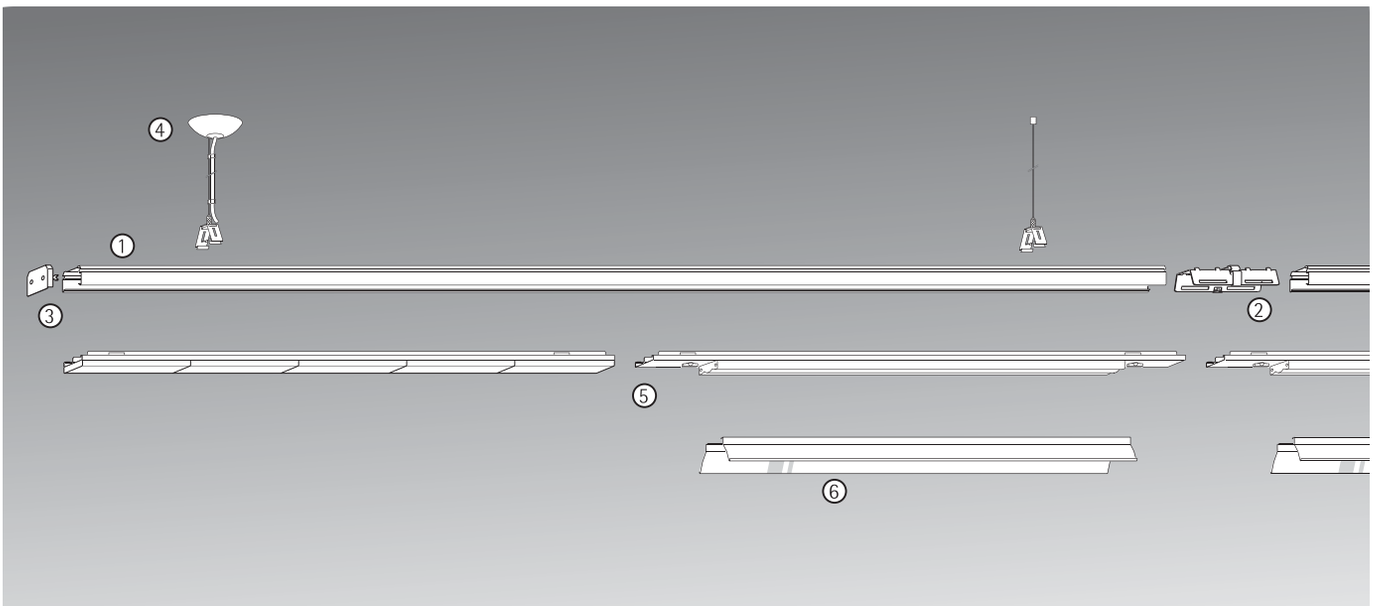

LED IP54 Device mounts with integrated lighting technology

	Type		e.g. art. no	page
⑤	SDGSOG LED	Individual.Lens.Optic general diffuse	1867 0304 100	353
	SDGSOB LED	Individual.Lens.Optic wide distribution	1861 0204 100	347
	SDGSOXB LED	Individual.Lens.Optic extremely wide distribution	1868 0204 100	346
	SDGSOTB LED	Individual.Lens.Optic narrow-/wide distribution	1863 0204 100	348
	SDGSOT LED	Individual.Lens.Optic narrow distribution	1862 0204 100	349
	SDGSOH LED	Individual.Lens.Optic extremely narrow distribution	1864 0304 100	350
	SDGSOA LED	Individual.Lens.Optic asymmetrical distribution	1865 0104 100	351
	SDGSODA LED	Individual.Lens.Optic double asymmetrical distribution	1866 0204 100	352

LED IP54 Combination SDGS-LED device mounts and light directing

SDGS LED
Page 354

Legend					⑤
	Type	light directing	item no	section	combinability
	Mirrors self-supporting		page		
⑥	SDFB LED	wide distribution	1873 3000 100	360	x
	SDFT LED	narrow distribution	1873 4000 100	360	x
	SDFH LED	extremely narrow distribution	1873 9000 100	360	x
	SDFA LED	asymmetrical distribution	1873 6000 100	360	x

Rail construction:

1. Choose SDT-rails 1-, 2- or 3-length with appropriate wiring.
2. Mountings as SDH (chain hanger) or SDD (for ceiling), at least 2 pcs. and 2.5 m per one addition required. Wider slope distances are also possible with optional accessories.
3. SDTVLS (IP54 connector) to be considered.
4. Select SDTES (rail end faces) per continuous row.
5. Device mounts and any other attachments take into account according to table.

System module			
	①	SDT mounting rails	> Select rails with 1-, 2- or 3-lengths with the corresponding wiring
	④	Mounting	> Chain hook or ceiling mounting in accordance with the distance between the suspensions
	②	Rail connectors	> Calculate the type which suits the protection class
	③	Rail end faces	> Select the pairs of end pieces which suit the protection class and application (IFS)
	⑤	Device mounts/ Blank covers	> Quantities with add. attachment parts, if required, according to table calculation of quantities > Select the type which suit the protection class of the device mount
	⑥	Reflectors	> Reflector in accordance with the planned light distribution

System components SDT for quantity calculation LED IP54

SDT System-components		1length-mounting rail	2length-mounting rail	3length-mounting rail	connectors	pair end faces	feeder adapter	brackets (ceiling mounting)	+	device mounts	if so +	reflectors
	Legend	①	①	①	②	③		④		⑤		⑥
LED IP54	Articel Designation Art. no	SDT 1500/I 5x2,5mm² 1826 1580 100	SDT 1500/II 5x2,5mm² 1826 2580 100	SDT 1500/III 5x2,5mm² 1826 3580 100	SDTVLS 1820 0050 100 detachable	SDTES 1890 0235 100	SDTAF-7 1820 3092 100	SDH 1890 0039 100 or SDD 1890 0033 100	+	SDGS LED	if so +	SDFB LED SDFT LED SDFH LED SDFA LED
Lenght [m]	piece	piece	piece	piece	piece	piece	piece	piece		piece		piece
1,54	1	1	0	0	0	1	1	2		1		1
3,07	2	0	1	0	0	1	1	2		2		2
4,61	3	0	0	1	0	1	1	2		3		3
6,14	4	0	2	0	1	1	1	3		4		4
7,68	5	0	1	1	1	1	1	4		5		5
9,21	6	0	0	2	1	1	1	4		6		6
10,75	7	0	2	1	2	1	1	5		7		7
12,28	8	0	1	2	2	1	1	6		8		8
13,82	9	0	0	3	2	1	1	6		9		9
15,35	10	0	2	2	3	1	1	7		10		10
16,89	11	0	1	3	3	1	1	8		11		11
18,42	12	0	0	4	3	1	1	8		12		12
19,96	13	0	2	3	4	1	1	9		13		13
21,49	14	0	1	4	4	1	1	10		14		14
23,03	15	0	0	5	4	1	1	10		15		15
24,56	16	0	2	4	5	1	1	11		16		16
26,10	17	0	1	5	5	1	1	12		17		17
27,63	18	0	0	6	5	1	1	12		18		18
29,17	19	0	2	5	6	1	1	13		19		19
30,70	20	0	1	6	6	1	1	14		20		20
32,24	21	0	0	7	6	1	1	14		21		21
33,77	22	0	2	6	7	1	1	15		22		22
35,31	23	0	1	7	7	1	1	16		23		23
36,84	24	0	0	8	7	1	1	16		24		24
38,38	25	0	2	7	8	1	1	17		25		25
39,91	26	0	1	8	8	1	1	18		26		26
41,45	27	0	0	9	8	1	1	18		27		27
42,98	28	0	2	8	9	1	1	19		28		28
44,52	29	0	1	9	9	1	1	20		29		29
46,05	30	0	0	10	9	1	1	20		30		30



Mounting rails SDT IP54

▶281

IP 54

Housing:
- Mounting rail made of profiled, torsion-resistant sheet steel, pre-galvanised
- Suitable for IP20, IP40 and IP54
- Flat ribbon cabling installed and wired on rapid mounting socket unit at the factory

Miscellaneous:
- Special versions of device mounts or device mounts with light control components are needed to use the mounting rail wired with 11 poles

Accessories:
- Can be optionally equipped with LED, T5 or T8 device mounts. Please order separately connection and assembly accessories as well as rail end pieces and connectors.

Mounting instructions:
- The suspensions are designed for vertical loading
- For other arrangements or suspension spacing >2.5 m, approval and/or accessories are required



Dimensions

Type	Unit	LxBxH/DxH
SDT 1200/I	1200	1235 x 63 x 46
SDT 1200/II	1200	2470 x 63 x 46
SDT 1200/III	1200	3705 x 63 x 46
SDT 1500/I	1500	1535 x 63 x 46
SDT 1500/II	1500	3070 x 63 x 46
SDT 1500/III	1500	4605 x 63 x 46



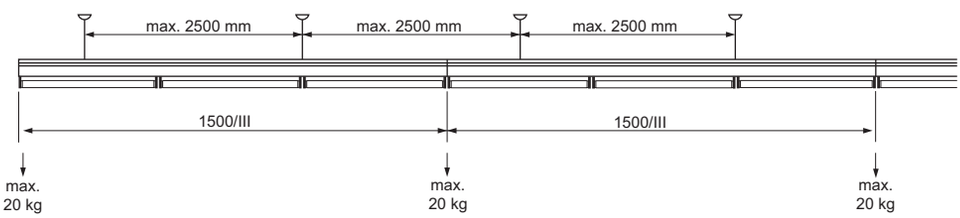

Products

Type	Unit	Wiring	Colour	/I		/II		/III	
				Art. no.	kg	Art. no.	kg	Art. no.	kg
SDT	1200	7x2,5 qmm	vw	1828 1360 100	1,25	1828 2360 100	2,45	1828 3360 100	3,70
	1500	5x1,5 qmm	vw	1825 1580 100	1,60	1825 2580 100	3,20	1825 3580 100	4,60
			wa	1825 1580 105	1,60	1825 2580 105	3,20	1825 3580 105	4,60
		5x2,5 qmm	vw	1826 1580 100	1,65	1826 2580 100	3,30	1826 3580 100	4,80
			wa	1826 1580 105	1,65	1826 2580 105	3,30	1826 3580 105	4,80
		7x2,5 qmm	vw	1828 1580 100	1,75	1828 2580 100	3,50	1828 3580 100	5,20
			wa	1828 1580 105	1,75	1828 2580 105	3,50	1828 3580 105	5,20
		7x2,5+4x1,5 qmm	vw	1830 1580 100	1,92	1830 2580 100	3,73	1830 3580 100	5,80

Accessories mounting rail SDT IP54





























Accessories

	Type	Colour	Material	Details	Art. no.		kg
Electrical technology							
Socket/plug combined	SDTA F-7	ce	Polymer	Infeed socket 7-pin, 5/7x1.5-2.5mm² for SDT	1820 3092 100	1	0,01
	SDTA M-7	ce	Polymer	Outfeed connector 7-pin, 5/7x1.5-2.5mm² for SDT	1820 3090 100	1	0,01
	SDTA F-11	ce	Polymer	Infeed socket 11-pin, 4x1.5mm² + 7x1.5-2.5mm² for SDT	1820 2092 100	1	0,01
	SDTA M-11	ce	Polymer	Outfeed connector 11-pin, 4x1.5mm² + 7x1.5-2.5mm² for SDT	1820 2090 100	1	0,01
Protection							
Protective cover IP54	SDTES	vw	PC	End face for SDT IP54	1890 0235 100	2	0,02
Mounting							
Single wire suspension	SDCS	ws	Inox+mix	l=2000mm for SDT	1890 0034 100	1	0,07
	SDCSE	ws	Inox+mix	Canopy D=123mm, cable D=1.5mm, L=2000mm, incl. electrical supply cable 3x1.5mm² for SDT	1890 0044 100	1	0,30
Chain suspension	KK	me	St	Node chain l=30m, for SDT, SDT Basic, ATS, suspended luminaires	9282 9300 100	1	4,60
	KP 80	me	St+PC	Canopy and chain l=800mm for suspended luminaires	9282 9080 100	1	0,27
	SDH	me	Inox	Chain suspension for SDT, ATS	1890 0039 100	1	0,04
	SDT -AP	me	St	Suspension profile, mounting rail connector for SDT; suspension spacing up to 4.5 m	1890 0022 100	1	0,93
	SDT -ZA	me	St	Central bracket for SDT	6820 9300 110	1	0,20
Mounting clip	SDCT	me	Inox	Attachment SDT to visible T-rail	1890 0042 100	1	0,03
	SDD	me	Inox	Attachment SDT to ceiling	1890 0033 100	1	0,01
Structure							
Mounting rail connector	SDTVLS	me	St.galv.	detachable for SDT IP54	1820 0050 100	1	0,25

For mounting distance > 2500 mm:

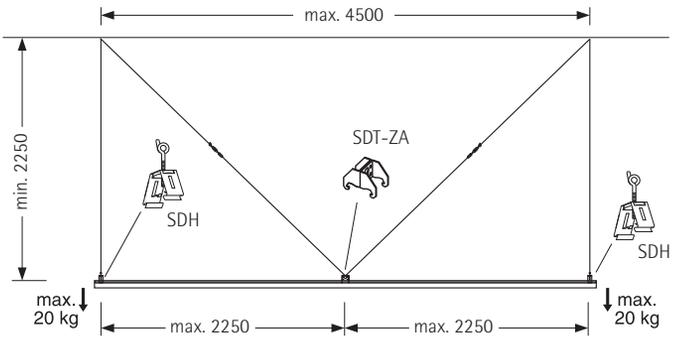

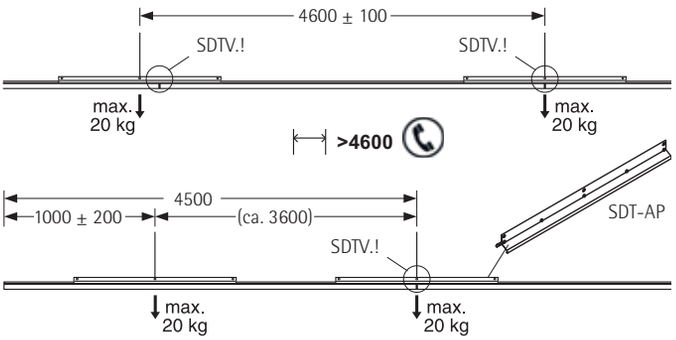



NEW

Device mounts SDGOSXB LED IP54

▶281

IP 54

Lighting technology SDGSOXB:
- Direct, extremely wide light distribution using Individual.Lens.Optic made of PMMA plastic
- Continuous optics
- Good glare limitation

Lamp:
- LED 50000h L80/B10
- CRI ≥ 80 / 4000K

Housing:
- Pre-galvanised sheet steel surface coated with polyester resin
- Fastening without tools with two integrated snap-in catches to SDT mounting rail
- With integrated seal to mounting rail and plastic seal to end faces

Switching:
- 1 Controller
- Electronic driver
- Fixed device mount plug with tool-free phase pre-selection and locating finger

Miscellaneous:
- Other light colours, lighting technologies, luminous fluxes or emergency lighting types on request
- Detailed information on the ambient temperature ranges (Ta) can be found at the start of the chapter







Dimensions

Type	Unit	Versions	LxBxH/DxH
SDGSOXB	1500	LED	1531 x 55 x 37



Combination

SDT+SDGSOXB/1500 LED 9000 lm 840



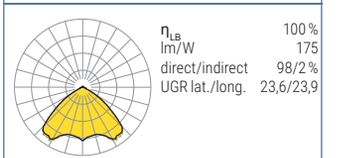

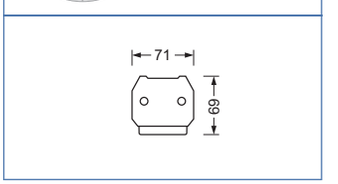

Products

Type	Unit	Lamps	lm/W	P_{Sys} [W]	Colour	Ballast	Art. no.	kg
LED - Individual.Lens.Optic direct extremely wide distribution visually continuous IP 54								
SDGSOXB 1500		LED 6000 840	163	37	vw	ED	1868 0204 100	1,90
						DALI[1)]	1868 0206 600	1,90
						ED EM-B3[2)]	1868 0274 100	1,90
						DALI EM-B3[2)]	1868 0276 600	1,90
		LED 8000 840	155	53	vw	ED	1868 0304 100	1,90
						DALI[1)]	1868 0306 600	1,90
		LED 9000 840	175	53	vw	ED	1868 4304 100	1,90
						DALI[1)]	1868 4306 600	1,90
		LED 10000 840	147	70	vw	ED	1868 0404 100	1,90
						DALI[1)]	1868 0406 600	1,90
		LED 12000 840	170	68	vw	ED	1868 4404 100	1,90
						DALI[1)]	1868 4406 600	1,90

[1)] IoT: Luminaires suitable for IoT (Internet of Things)

[2)] +: Luminaires with emergency light unit single battery 3h

Replacement parts

	Type	Colour	Material	Details	Art. no.		kg
Electrical technology							
Contact pin	SDG -Contact 1-Pol	me	St+mix	for SDT	9200 0267 101	10	0,01

Device mounts SDGSOB LED IP54

▶281

LED A++ CE IP 54

Lighting technology SDGSOB:
- Direct, wide light distribution using Individual.Lens.Optic made of PMMA plastic
- Continuous optics
- Good glare limitation

Lamp:
- LED 50000h L80/B10
- CRI ≥ 80 / 4000K

Housing:
- Pre-galvanised sheet steel surface coated with polyester resin
- Fastening without tools with two integrated snap-in catches to SDT mounting rail
- With integrated seal to mounting rail and plastic seal to end faces

Switching:
- 1 Controller
- Electronic driver
- Fixed device mount plug with tool-free phase pre-selection and locating finger

Miscellaneous:
- Other light colours, lighting technologies, luminous fluxes or emergency lighting types on request
- Detailed information on the ambient temperature ranges (Ta) can be found at the start of the chapter







Dimensions

Type	Unit	Versions	LxBxH/DxH
SDGSOB	1500	LED	1531 x 55 x 33



Combination

SDT+SDGSOB/1500 LED 8000 lm 840

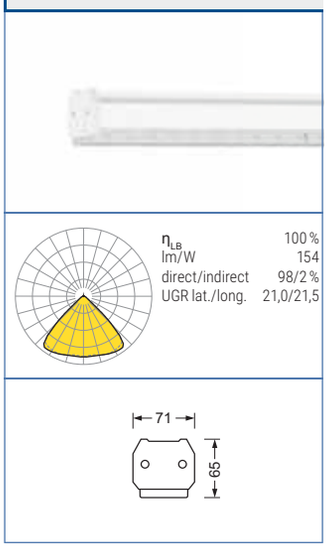

Products

Type	Unit	Lamps	lm/W	P_{Sys} [W]	Colour	Ballast	Art. no.	kg
LED - Individual.Lens.Optic direct wide distribution visually continuous IP 54								
SDGSOB	1500	LED 6000 840	162	37	vw	ED	1861 0204 100	1,90
						DALI[1)]	1861 0206 600	1,90
						ED EM-B3[2)]	1861 0274 100	2,60
		LED 8000 840	154	53	vw	ED	1861 0304 100	1,90
						DALI[1)]	1861 0306 600	1,90
		LED 9000 840	176	53	vw	ED	1861 4304 100	1,90
						DALI[1)]	1861 4306 600	1,90
		LED 10000 840	146	70	vw	ED	1861 0404 100	1,90
						DALI[1)]	1861 0406 600	1,90
		LED 12000 840	170	68	vw	ED	1861 4404 100	1,90
						DALI[1)]	1861 4406 600	1,90
LED - Individual.Lens.Optic direct wide distribution visually continuous IP 54, Suitable for SDT>5-pole								
SDGSOB	1500	LED 6000 840	162	37	vw	DALI EM-B3[2)]	1861 0276 600	2,60

[1)] IoT: Luminaires suitable for IoT (Internet of Things)

[2)] Luminaires with emergency light unit single battery 3h

Replacement parts

	Type	Colour	Material	Details	Art. no.		kg
Electrical technology							
Contact pin	SDG -Contact 1-Pol	me	St+mix	for SDT	9200 0267 101	10	0,01

Device mounts SDGSOTB LED IP54

▶281

LED A++ 19 CE IP 54

Lighting technology SDGSOTB:
- Direct, narrow/wide light distribution using Individual.Lens.Optic made of PMMA plastic
- Continuous optics
- Glare evaluation UGR ≤ 19

Lamp:
- LED 50000h L80/B10
- CRI ≥ 80 / 4000K

Housing:
- Pre-galvanised sheet steel surface coated with polyester resin
- Fastening without tools with two integrated snap-in catches to SDT mounting rail
- With integrated seal to mounting rail and plastic seal to end faces

Switching:
- 1 Controller
- Electronic driver
- Fixed device mount plug with tool-free phase pre-selection and locating finger

Miscellaneous:
- Other light colours, lighting technologies, luminous fluxes on request
- Detailed information on the ambient temperature ranges (Ta) can be found at the start of the chapter







Dimensions

Type	Unit	Versions	LxBxH/DxH
SDGSOTB	1500	LED	1531 x 55 x 37



Combination

SDT+SDGSOTB/1500 LED 8000 lm 840



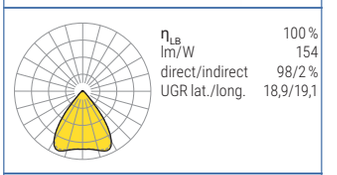

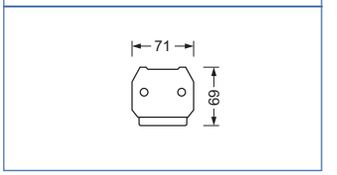

Products

Type	Unit	Lamps	lm/W	P_{Sys} [W]	Colour	Ballast	Art. no.	kg
LED - Individual.Lens.Optic direct narrow/wide distribution visually continuous IP 54								
SDGSOTB 1500		LED 6000 840	162	37	vw	ED	1863 0204 100	1,90
						DALI[1)]	1863 0206 600	1,90
		LED 8000 840	154	53	vw	ED	1863 0304 100	1,90
						DALI[1)]	1863 0306 600	1,90
		LED 9000 840	176	53	vw	ED	1863 4304 100	1,90
						DALI[1)]	1863 4306 600	1,90
		LED 10000 840	146	70	vw	ED	1863 0404 100	1,90
						DALI[1)]	1863 0406 600	1,90
		LED 12000 840	170	68	vw	ED	1863 4404 100	1,90
						DALI[1)]	1863 4406 600	1,90

[1)] : Luminaires suitable for IoT (Internet of Things)

Replacement parts

	Type	Colour	Material	Details	Art. no.		kg
Electrical technology							
Contact pin	SDG -Contact 1-Pol	me	St+mix	for SDT	9200 0267 101	10	0,01

Device mounts SDGSOT LED IP54

▶281

LED A++ CE IP 54

Lighting technology SDGSOT:
- Direct, narrow light distribution using Individual.Lens.Optic made of PMMA plastic
- Continuous optics
- Good glare limitation

Lamp:
- LED 50000h L80/B10
- CRI ≥ 80 / 4000K

Housing:
- Pre-galvanised sheet steel surface coated with polyester resin
- Fastening without tools with two integrated snap-in catches to SDT mounting rail
- With integrated seal to mounting rail and plastic seal to end faces

Switching:
- 1 Controller
- Electronic driver
- Fixed device mount plug with tool-free phase pre-selection and locating finger

Miscellaneous:
- Other light colours, lighting technologies, luminous fluxes or emergency lighting types on request
- Detailed information on the ambient temperature ranges (Ta) can be found at the start of the chapter







Dimensions

Type	Unit	Versions	LxBxH/DxH
SDGSOT	1500	LED	1531 x 55 x 37



Combination

SDT+SDGSOT/1500 LED 8000 lm 840



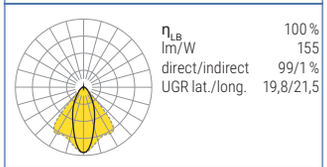

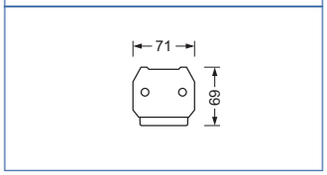

Products

Type	Unit	Lamps	lm/W	P_{Sys} [W]	Colour	Ballast	Art. no.	kg
LED - Individual.Lens.Optic direct narrow distribution visually continuous IP 54								
SDGSOT	1500	LED 6000 840	163	37	vw	ED	1862 0204 100	1,90
						DALI[1)]	1862 0206 600	1,90
		LED 8000 840	155	53	vw	ED	1862 0304 100	1,90
						DALI[1)]	1862 0306 600	1,90
		LED 9000 840	176	53	vw	ED	1862 4304 100	1,90
						DALI[1)]	1862 4306 600	1,90
		LED 10000 840	147	70	vw	ED	1862 0404 100	1,90
						DALI[1)]	1862 0406 600	1,90
		LED 12000 840	171	68	vw	ED	1862 4404 100	1,90
						DALI[1)]	1862 4406 600	1,90

[1)] IoT: Luminaires suitable for IoT (Internet of Things)

Replacement parts

	Type	Colour	Material	Details	Art. no.		kg
Electrical technology							
Contact pin	SDG -Contact 1-Pol	me	St+mix	for SDT	9200 0267 101	10	0,01

Device mounts SDGSOH LED IP54

▶281

LED A++ 3000 19 F IP 54

Lighting technology SDGSOH:
- Direct, extremely narrow light distribution using Individual.Lens.Optic made of PMMA plastic
- Continuous optics
- Good glare limitation
- Suitable for VDU workstations, 65°< 3000 cd/m², UGR ≤ 19 in accordance with DIN-EN 12464-1

Lamp:
- LED 50000h L80/B10
- CRI ≥ 80 / 4000K

Housing:
- Pre-galvanised sheet steel surface coated with polyester resin
- Fastening without tools with two integrated snap-in catches to SDT mounting rail
- With integrated seal to mounting rail and plastic seal to end faces

Switching:
- 1 Controller
- Electronic driver
- Fixed device mount plug with tool-free phase pre-selection and locating finger

Miscellaneous:
- Other light colours, lighting technologies, luminous fluxes or emergency lighting types on request
- Detailed information on the ambient temperature ranges (Ta) can be found at the start of the chapter







Dimensions

Type	Unit	Versions	LxBxH/DxH
SDGSOH	1500	LED	1531 x 55 x 37



Combination

SDT+SDGSOH/1500 LED 8000 lm 840



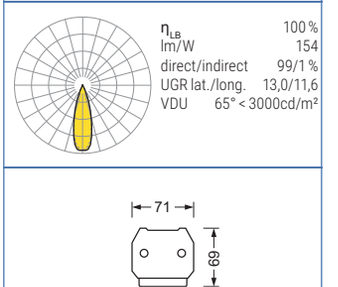

Products

Type	Unit	Lamps	lm/W	P_{Sys} [W]	Colour	Ballast	Art. no.	kg
LED - Individual.Lens.Optic direct extremely narrow distribution visually continuous IP 54								
SDGSOH	1500	LED 8000 840	154	53	vw	ED	1864 0304 100	1,90
						DALI[1)]	1864 0306 600	1,90
						ED EM-B3[2)]	1864 0374 100	2,60
		LED 9000 840	174	53	vw	ED	1864 4304 100	1,90
						DALI[1)]	1864 4306 600	1,90
						ED EM-B3[2)]	1864 4374 100	2,60
		LED 10000 840	145	70	vw	ED	1864 0404 100	1,90
						DALI[1)]	1864 0406 600	1,90
		LED 12000 840	169	68	vw	ED	1864 4404 100	1,90
						DALI[1)]	1864 4406 600	1,90
LED - Individual.Lens.Optic direct extremely narrow distribution visually continuous IP 54, Suitable for SDT>5-pole								
SDGSOH	1500	LED 8000 840	154	53	vw	DALI EM-B3[2)]	1864 0376 600	2,60
		LED 9000 840	174	53	vw	DALI EM-B3[2)]	1864 4376 600	2,60

[1)] IoT: Luminaires suitable for IoT (Internet of Things)

[2)] Luminaires with emergency light unit single battery 3h

Replacement parts

	Type	Colour	Material	Details	Art. no.		kg
Electrical technology							
Contact pin	SDG -Contact 1-Pol	me	St+mix	for SDT	9200 0267 101	10	0,01

Device mounts SDGSOA LED IP54

▶281

IP 54

Lighting technology SDGSOA:
- Direct asymmetrical light distribution using Individual.Lens.Optic made of PMMA plastic
- Continuous optics
- Good glare limitation

Lamp:
- LED 50000h L80/B10
- CRI ≥ 80 / 4000K

Housing:
- Pre-galvanised sheet steel surface coated with polyester resin
- Fastening without tools with two integrated snap-in catches to SDT mounting rail
- With integrated seal to mounting rail and plastic seal to end faces

Switching:
- 1 Controller
- Electronic driver
- Fixed device mount plug with tool-free phase pre-selection and locating finger

Miscellaneous:
- Other light colours, lighting technologies or luminous fluxes on request
- Detailed information on the ambient temperature ranges (Ta) can be found at the start of the chapter







Dimensions

Type	Unit	Versions	LxBxH/DxH
SDGSOA	1500	LED	1531 x 55 x 37



Combination

SDT+SDGSOA/1500 LED 6000 lm 840





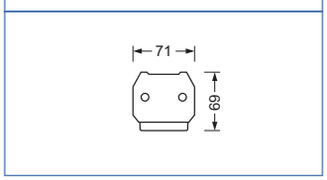

Products

Type	Unit	Lamps	lm/W	P_{Sys} [W]	Colour	Ballast	Art. no.	kg
LED - Individual.Lens.Optic direct asymmetrical distribution visually continuous IP 20								
SDGSOA	1500	LED 4000 840	170	26	vw	ED	1865 0104 100	1,90
						DALI[1)]	1865 0106 600	1,90
		LED 6000 840	161	37	vw	ED	1865 0204 100	1,90
						DALI[1)]	1865 0206 600	1,90

[1)] IoT: Luminaires suitable for IoT (Internet of Things)

Replacement parts

	Type	Colour	Material	Details	Art. no.		kg
Electrical technology							
Contact pin	SDG -Contact 1-Pol	me	St+mix	for SDT	9200 0267 101	10	0,01

Device mounts SDGSODA LED IP54

▶281

LED A++ 3000 CE IP 54

Lighting technology SDGSODA:
- Direct, double asymmetrical light distribution using Individual.Lens. Optic made of PMMA plastic
- Continuous optics
- Good glare limitation
- Suitable for VDU workstations, 65°< 3000 cd/m²

Lamp:
- LED 50000h L80/B10
- CRI ≥ 80 / 4000K

Housing:
- Pre-galvanised sheet steel surface coated with polyester resin
- Fastening without tools with two integrated snap-in catches to SDT mounting rail
- With integrated seal to mounting rail and plastic seal to end faces

Switching:
- 1 Controller
- Electronic driver
- Fixed device mount plug with tool-free phase pre-selection and locating finger

Miscellaneous:
- Other light colours, lighting technologies, luminous fluxes on request
- Detailed information on the ambient temperature ranges (Ta) can be found at the start of the chapter







Dimensions

Type	Unit	Versions	LxBxH/DxH
SDGSODA	1500	LED	1531 x 55 x 37



Combination

SDT+SDGSODA/1500 LED 6000 lm 840



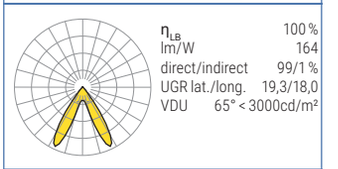

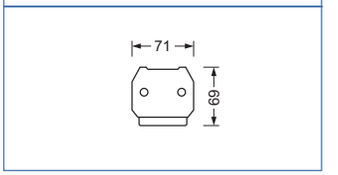

Products

Type	Unit	Lamps	lm/W	P_{Sys} [W]	Colour	Ballast	Art. no.	kg
LED - Individual.Lens.Optic direct double asymmetrical distribution visually continuous IP 54								
SDGSODA	1500	LED 6000 840	164	37	vw	ED	1866 0204 100	1,90
						DALI[1)]	1866 0206 600	1,90

[1)] IoT: Luminaires suitable for IoT (Internet of Things)

Replacement parts

	Type	Colour	Material	Details	Art. no.		kg
Electrical technology							
Contact pin	SDG -Contact 1-Pol	me	St+mix	for SDT	9200 0267 101	10	0,01

NEW

Device mounts SDGSOG LED IP54

▶281

IP 54

Lighting technology SDGSOG:
- Direct/indirect, diffuse light distribution using Individual.Lens.Optic made of frosted PMMA plastic

Lamp:
- LED 50000h L80/B10
- CRI ≥ 80 / 4000K

Housing:
- Pre-galvanised sheet steel surface coated with polyester resin
- Fastening without tools with two integrated snap-in catches to SDT mounting rail
- With integrated seal to mounting rail and plastic seal to end faces

Switching:
- 1 Controller
- Electronic driver
- Fixed device mount plug with tool-free phase pre-selection and locating finger

Miscellaneous:
- Other light colours, lighting technologies or luminous fluxes on request
- Detailed information on the ambient temperature ranges (Ta) can be found at the start of the chapter







Dimensions

Type	Unit	Versions	LxBxH/DxH
SDGSOG	1500	LED	1531 x 55 x 37



Combination

SDT+SDGSOG/1500 LED 8000 lm 840





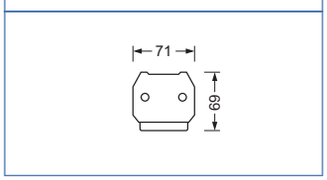

Products

Type	Unit	Lamps	lm/W	P_{Sys} [W]	Colour	Ballast	Art. no.	kg
LED - Individual.Lens.Optic frosted direct/indirect diffuse distribution visually continuous IP 54								
SDGSOG	1500	LED 6000 840	152	37	vw	ED	1867 0204 100	1,90
						DALI[1)]	1867 0206 600	1,90
		LED 8000 840	144	53	vw	ED	1867 0304 100	1,90
						DALI[1)]	1867 0306 600	1,90
		LED 9000 840	166	53	vw	ED	1867 4304 100	1,90
						DALI[1)]	1867 4306 600	1,90
		LED 10000 840	137	70	vw	ED	1867 0404 100	1,90
						DALI[1)]	1867 0406 600	1,90
		LED 12000 840	161	68	vw	ED	1867 4404 100	1,90
						DALI[1)]	1867 4406 600	1,90

[1)] IoT: Luminaires suitable for IoT (Internet of Things)

Replacement parts

	Type	Colour	Material	Details	Art. no.		kg
Electrical technology							
Contact pin	SDG -Contact 1-Pol	me	St+mix	for SDT	9200 0267 101	10	0,01

Device mounts SDGS LED IP54

▶281

IP 54

Lighting technology SDGS:
- Direct, general diffuse light distribution
- LED diffuser cover made of polycarbonate

Lamp:
- LED 50000h L80/B10
- CRI ≥ 80 / 4000K
- CRI ≥ 80 / 3000K-6000K continuously adjustable DALI DT8

Housing:
- Pre-galvanised sheet steel surface coated with polyester resin
- Fastening without tools with two integrated swing handle latches
- Suitable for equipping with further elements such as sensors, reflectors or on-site components

Switching:
- 1 Controller
- Electronic driver
- Fixed device mount plug with tool-free phase pre-selection and locating finger

Miscellaneous:
- Luminaires with tunable white technology for Human Centric Lighting available
- Detailed information on the ambient temperature ranges (Ta) can be found at the start of the chapter

Accessories:
- Can be combined with the self-supporting specular reflectors SDFA LED, SDFB LED, SDFT LED and SDFH LED.







Dimensions

Type	Unit	Versions	LxBxH/DxH
SDGS	1500	LED	1531 x 55 x 43

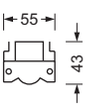

Combination

SDT+SDGS/1500 LED 4200 lm 840

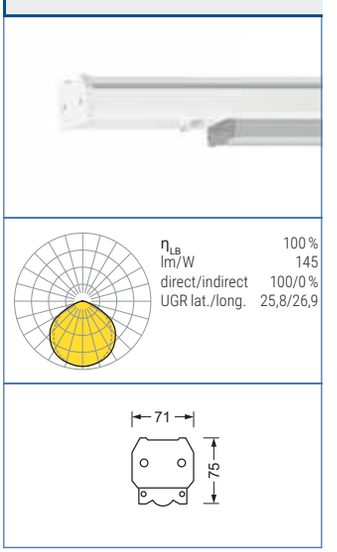

Products

Type	Unit	Lamps	lm/W	P_{Sys} [W]	Colour	Ballast	Art. no.	kg
LED - general diffuse IP 54								
SDGS	1500	LED 4200 840	145	29	vw	ED	1846 1014 100	2,00
						DALI[1)]	1846 1016 600	2,44
		LED 7000 840	141	50	vw	ED	1846 2014 100	2,00
						DALI[1)]	1846 2016 600	2,00
						ED EM-B3[2)]	1846 2074 100	2,70
LED - general diffuse Tunable White IP 54								
SDGS	1500	LED 5100 830-860	138	52	vw	DALI DT8[3)]	1846 5206 900	2,44

[1)] : Luminaires suitable for IoT (Internet of Things)

[2)] : Luminaires with emergency light unit single battery 3h

[3)] : Luminaires with tunable white technology suitable for Human Centric Lighting (HCL)

Accessories

	Type	Colour	Material	Details	Art. no.		kg
Lighting technology							
Reflector, asymmetrical distribution	SDFA LED 1500	aes	Al	for SDGV/SDGS 1500 LED	1873 6000 100	1	0,17
Reflector, wide distribution	SDFB LED 1500	aes	Al	for SDGV/SDGS 1500 LED	1873 3000 100	1	0,14
Reflector, extremely narrow distribution	SDFH LED 1500	aeh	Al	for SDGV/SDGS 1500 LED	1873 9000 100	1	0,15
Reflector, narrow distribution	SDFT LED 1500	aes	Al	for SDGV/SDGS 1500 LED	1873 4000 100	1	0,14

Replacement parts

	Type	Colour	Material	Details	Art. no.		kg
Electrical technology							
Contact pin	SDG -Contact 1-Pol	me	St+mix	for SDT	9200 0267 101	10	0,01



Blank cover SDBAS IP54

▶281

IP 54

Housing:
- Pre-galvanised sheet steel surface coated with polyester resin
- Blank cover for bridging empty light run units
- Suitable for equipping with further elements such as sensors, reflectors or on-site components
- With integrated seal to mounting rail and plastic seal to end faces

Switching:
- Device mount plug with locating finger for earthing

Details:
- Accessories for SDT IP54 1500







Dimensions

Type	Unit	LxBxH/DxH
SDBAS 1500	1500	1536 x 55 x 30

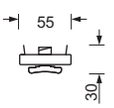

Combination

SDT+SDBAS



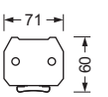

SDT+SDBAS

Products

Type	Unit	Lamps	lm/W	P_{Sys} [W]	Colour	Ballast	Art. no.	kg
IP54 blank cover of metal - fixing reflector								
SDBAS 1500	1500	-	-	-	vw	-	1882 6580 100	0,89

Replacement parts

	Type	Colour	Material	Details	Art. no.		kg
Electrical technology							
Contact pin	SDG -Contact 1-Pol	me	St+mix	for SDT	9200 0267 101	10	0,01



Sensor device mounts SDBAS IP54

▶281



SDBAS M12

Sensor unit with attached motion sensor for daylight- and presence-dependent control, wired ready for connection via integrated 11-pole plug connector. For daylight control, a max. mounting height of 5m shall not be exceeded.

System components used: motion sensor LC-BEG PD4-M-DALI-AP
Functions: presence-dependent control of up to 50 DALI control devices.
See Advanced Services chapter for description.

Type	LxBxH/DxH	Art. no.		
SDBAS M12 1500	1536 x 102 x 105	8418 1027 205	1	1,20

Accessories

	Type	Colour	Material	Details	Art. no.		
Electrical technology							
Light Control	LC-BEG IR-PD-DALI-E	-	-	Remote control and programming tool up to mounting heigh 8m	8450 6028 100	1	0,03
	LC-BEG IR-RC	-	-	Remote control and programming adapter for smart phones	8450 6021 100	1	0,04

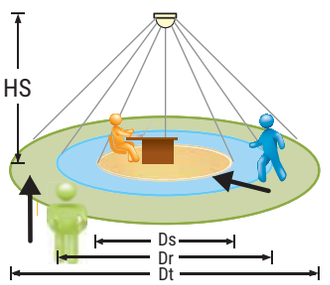

HS	Ds	Dr	Dt
m	m	m	m
2,00	5,20	6,40	17,00
2,50	6,40	8,00	24,00
3,00	7,60	9,60	29,00
3,50	9,00	11,00	34,00
4,00	–	13,60	39,00
4,50	–	14,40	44,00
5,00	–	16,00	48,00
10,00	–	16,00	48,00



SDBAS S10

Sensor unit with attached motion sensor for daylight- and presence-dependent control, wired ready for connection via integrated 11-pole plug connector, with oval, longitudinal detection range.

System components used: motion sensor LC-BEG PD4-M-1C-GH-AP
Functions: presence-dependent switching up to 2300 W, cosφ=1.
See Advanced Serviceschapter for description.

Type	LxBxH/DxH	Art. no.		
SDBAS S10 1500	1536 x 102 x 105	8418 1027 203	1	1,20

Accessories

	Type	Colour	Material	Details	Art. no.		
Electrical technology							
Light Control	LC-BEG IR-PD4-GH	-	-	Remote control and programming tool	8450 6006 100	1	0,04
	LC-BEG IR-RC	-	-	Remote control and programming adapter for smart phones	8450 6021 100	1	0,04

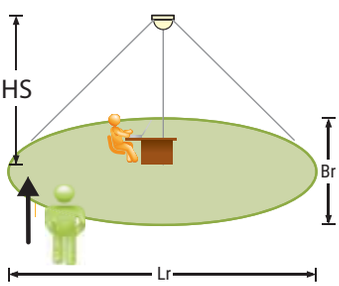

HS	Lr	Br
m	m	m
5,00	26,00	18,00
6,00	26,00	18,00
7,00	28,00	19,00
8,00	28,00	19,00
9,00	30,00	19,00
10,00	30,00	19,00
14,00	30,00	19,00



SDBAS S20

Sensor unit with attached motion sensor for daylight- and presence-dependent control, wired ready for connection via integrated 11-pole plug connector.

System components used: motion sensor LC-BEG PD4-M-1C-AP
Functions: presence-dependent switching up to 2300 W, ;cosφ=1
See Advanced Services chapter for description.

Type	LxBxH/DxH	Art. no.		kg
SDBAS S20 1500	1536 x 102 x 105	8418 1027 204	1	1,20

Accessories

	Type	Colour	Material	Details	Art. no.		kg
Electrical technology							
Light Control	LC-BEG IR-PD-E	-	-	Remote control and programming tool	8450 6027 100	1	0,04
	LC-BEG IR-RC	-	-	Remote control and programming adapter for smart phones	8450 6021 100	1	0,04

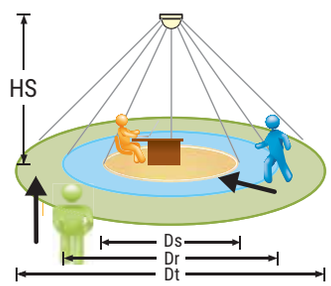

HS	Ds	Dr	Dt
m	m	m	m
2,00	5,20	6,40	17,00
2,50	6,40	8,00	24,00
3,00	7,60	9,60	29,00
3,50	9,00	11,00	34,00
4,00	–	13,60	39,00
4,50	–	14,40	44,00
5,00	–	16,00	48,00
10,00	–	16,00	48,00



SDBAS LC07

Sensor unit with attached motion sensor for daylight linking and presence-dependent control, wired ready for connection via integrated 11-pin plug connector.
System components used: motion sensor LC-BEG PD4-M-DALI-GH-AP
Actuation of up to 50 DALI/DSI controllers as a group; settings both manual and through remote control; any number of slave devices can be connected for the low-cost expansion of the monitoring area; Monitoring area : vertical 360° Oval 1 channel (light control); DALI/DSI-Master max. 50 DALI/DSI ECG; time setting 1-30min; brightness value 10-2500lx; installation height between 5-16m
See Advanced Services chapter for description.

Type	LxBxH/DxH	Art. no.		kg
SDBAS LC07 1500	1536 x 102 x 105	8418 6580 225	1	1,10

Accessories

	Type	Colour	Material	Details	Art. no.		kg
Electrical technology							
Light Control	LC-BEG IR-PD-DALI-E	-	-	Remote control and programming tool up to mounting height 8m	8450 6028 100	1	0,03
	LC-BEG IR-RC	-	-	Remote control and programming adapter for smart phones	8450 6021 100	1	0,04

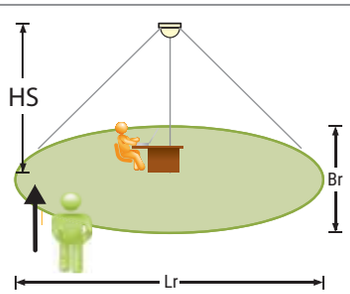

HS	Lr	Br
m	m	m
5,00	26,00	18,00
6,00	26,00	18,00
7,00	28,00	19,00
8,00	28,00	19,00
9,00	30,00	19,00
10,00	30,00	19,00
14,00	30,00	19,00

Self-supporting reflectors LED IP54

SDFB - Self-supporting mirror reflector



Lighting technology SDFB:
• Direct, wide distribution

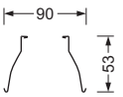

SDFT - Self-supporting mirror reflector



Lighting technology SDFT:
• Direct narrow distribution

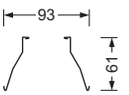

SDT



SDGV



SDFB LED



SDFH - Self-supporting mirror reflector



Lighting technology SDFH:
• Direct, extremely narrow distribution with specific rack illumination

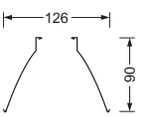

SDFA - Self-supporting mirror reflector



Lighting technology SDFA:
• Direct, asymmetrical distribution

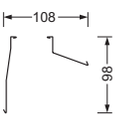

Combination

SDT+SDGV/1500+SDFB LED 7000 lm 840



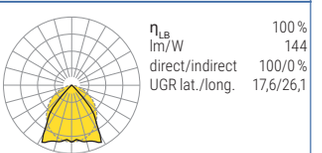

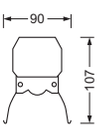

Products

Type	Unit	Colour	Details	LxBxH/DxH	Art. no.	kg
Self-supporting mirror reflector direct asymmetrical distribution						
SDFA LED 1500	1500	aes	SDGV LED IP40, SDGS LED IP54	1129 x 108 x 98	1873 6000 100	0,17
Self-supporting mirror reflector direct wide distribution						
SDFB LED 1500	1500	aes	SDGV LED IP40, SDGS LED IP54	1129 x 90 x 53	1873 3000 100	0,14
Self-supporting mirror reflector direct extremely narrow distribution						
SDFH LED 1500	1500	aeh	SDGV LED IP40, SDGS LED IP54	1129 x 126 x 90	1873 9000 100	0,15
Self-supporting mirror reflector direct narrow distribution						
SDFT LED 1500	1500	aes	SDGV LED IP40, SDGS LED IP54	1129 x 93 x 61	1873 4000 100	0,14


Sanitärinstallation
Armaturen
Werbung
49.99
Info
schoppach
HC54



T5/T8 IP 20/54



Many tasks, one solution: the SDT T5/T8 quick-mount system

- Adjustable device mount versions
- Device mount versions with control components
- Wide, narrow, extremely narrow or asymmetrical light distributions
- D-signs for fire-endangered commercial unit
- Device mount variants with enclosed reflector unit
- Self-supporting and reflector-based light control

Components overview

- SDTsystem overview T5/T8 IP20, IP54
- System components T5/T8 IP20, IP54
- Quantity calculation T5/T8 IP20, IP54
- Mounting rails T5/T8 IP20, IP54
- Assessories mounting rails IP20, IP54
- Device mounts T5/T8 IP20
- Device mounts T5/T8 IP54
- Self-supporting reflectors T5/T8 IP20, IP54
- Reflectors and reflector inserts T5/T8 IP20, IP54
- Refurbishment device mounts T5/T8 IP20

SDT system T5/T8 IP20/54

Basic system	T5 IP20			
Mounting rails			SDT ▸ 375	
Device mounts	SDG ▸ 380	SDGV ▸ 382	SDGD ▸ 387	
Optional Light-Control			SDB.. ▸ 388	
Light directing component		**Reflector based**		**Self-supporting**
Reflectors	SDE ▸ 399	SDEI ▸ 399	SDEC ▸ 398	
Highly specular darklight parabolic louvre			SDECD ▸ 398	
Satin matt parabolic louvre			SDECX ▸ 398	
Matt parabolic louvre				
White cross-blade louvre	SDELR ▸ 399	SDELR ▸ 399		
Clear prismatic diffuser	SDEP ▸ 399			
Translucent diffuser			SDECG ▸ 398	
Mirror wide distribution				SDFB T5 ▸ 394
Mirror wide distribution direct/indirect				SDFBI T5 ▸ 394
Mirror narrow distribution				SDFT T5 ▸ 395
Mirror narrow/wide distribution direct/indirect				SDFK T5 ▸ 394
Mirror asymmetrical distribution				SDFA T5 ▸ 395
High-bay rack mirrors				SDFH T5 ▸ 395
Wire protective cage				SMD ▸ 380

T8 IP20













T5/T8 IP54













Reflector based















Self-supporting























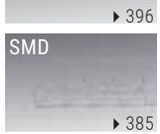

Reflector based









Self-supporting











System components SDT T5 IP20

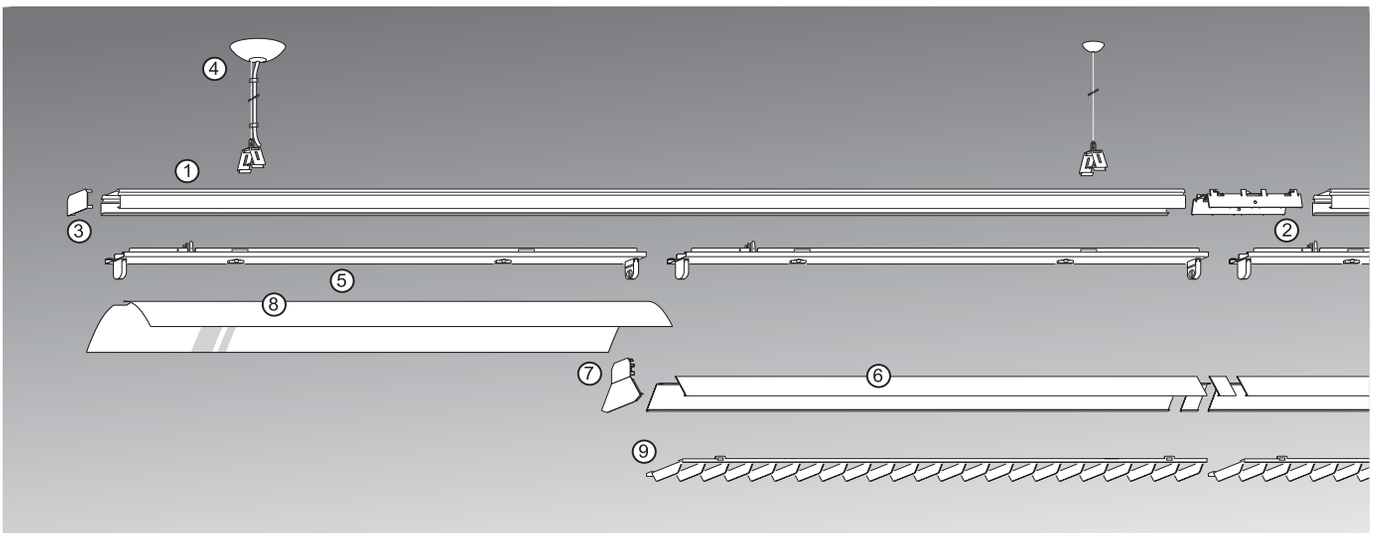

T5 IP20 Combination SDG/SDGV-T5 device mount and light directing

	Type	light directing	art. no	page	section	SDG/SDGV 1x35/49/80 380/382 combinability	SDG/SDGV 2x35/49 380/382 combinability
Legend						⑤	⑤
	Mirrors self-supporting						
⑧	SDFB T5	direct wide distribution	1873 3950 100	394		x	x
	SDFBI T5	direct/indirect wide distribution	1873 2950 100	394		x	x
	SDFK T5	direct/indirect narrow-/wide distribution	1873 7951 100	394		x	
	SDFT T5	direct narrow distribution	1873 4950 100	395		x	x
	SDFA T5	direct asymmetrical distribution	1873 6950 100	394		x	x
	SDFH T5	direct extremely narrow distribution	1873 9950 100	395		x	x
	Reflectors based						
⑥	SDE	Reflector small direct wide distribution	1870 5015 100	399		x	x
	SDEI	Reflector small direct/indirect wide distribution	1870 4015 100	399		x	x
	+	Insert in Reflector					
⑨		SDELR Cross-blade louvre for reflector SDE or SDEI	1871 5015 100	399		x	x
		SDEP Pane for reflector SDE	1877 5015 100	399		x	x
⑥	SDEC	Reflector comfort direct wide distribution	1870 6015 100	398		x	x
	+	Insert in Reflector					
⑨		SDECD Louvre high specular for reflector SDEC	1886 6015 170	398		x	x
		SDECX Louvre silk matt for reflector SDEC	1886 6015 160	398		x	x
		SDECG Pane satined for reflector SDEC	1877 6015 100	398		x	x

Rail construction:
1. SDT-rails 1-, 2- or 3-length with appropriate wiring.
2. Mountings as SDH (chain hanger) or SDD (for ceiling), at least 2 pcs. and 2.5 m per one addition required. Wider slope distances are also possible with optional accessories.
3. SDTV/SDTVL (connector) to be considered.
4. Select SDTE (rail end faces) or SDECE in reflectors per continuous row.
5. Device mounts and any other attachments take into account according to table.

Colour code SDT

	Mounting rails
	Device mounts/blank covers
	Light directing/reflectors
	Reflector inserts

System module			
	①	SDT mounting rails	> Select rails with 1-, 2- or 3-lengths with the corresponding wiring
	④	Mounting	> Chain hook or ceiling mounting in accordance with the distance between the suspensions
	②	Rail connectors	> Calculate the type which suits the protection class
	③	Rail end faces	> Select the pairs of end pieces which suit the protection class and application (IFS)
	⑦	Reflector end faces	> Select the pairs of end pieces which suit the reflector
	⑤	Device mounts/ Blank covers	> Quantities with add. attachment parts, if required, according to table calculation of quantities > Select the type which suit the protection class of the device mount
	⑥⑧	Self-supporting reflector/reflectors	> Reflector in accordance with the planned light distribution
	⑨	Reflector inserts	> Light directing/louvre in accordance with the planned glare limitation

System components SDT for quantity calculation IP20

SDT System-components		1length-mounting rail	2length-mounting rail	3length-mounting rail	connectors	pair end faces	feeder adapter	brackets (ceiling mounting)	+	device mounts	if SO +	self-supporting reflectors/ reflectors	if SO +	louvres/ pane
Legend		①	①	①	②	③ ⑦		④		⑤		⑥ ⑧		⑨
T5 IP20	Articel Designation Art. no	SDT 1500/I 5x2,5mm² 1826 1580 100	SDT 1500/II 5x2,5mm² 1826 2580 100	SDT 1500/III 5x2,5mm² 1826 3580 100	SDTV 1820 0020 100 or SDTVL 1820 0031 100 detachable	SDTE 1890 0231 100 or SDECE 1891 0532 100 (at reflektor-inserts)	SDTAF-7 1820 3092 100	SDH 1890 0039 100 or SDD 1890 0033 100	+	SDB. SDG...	if SO +	SDF.. T5 SDE..	if SO +	SDE..
Length [m]	piece	piece	piece	piece	piece	piece	piece	piece		piece		piece		piece
1,54	1	1	0	0	0	1	1	2		1		1		1
3,07	2	0	1	0	0	1	1	2		2		2		2
4,61	3	0	0	1	0	1	1	2		3		3		3
6,14	4	0	2	0	1	1	1	3		4		4		4
7,68	5	0	1	1	1	1	1	4		5		5		5
9,21	6	0	0	2	1	1	1	4		6		6		6
10,75	7	0	2	1	2	1	1	5		7		7		7
12,28	8	0	1	2	2	1	1	6		8		8		8
13,82	9	0	0	3	2	1	1	6		9		9		9
15,35	10	0	2	2	3	1	1	7		10		10		10
16,89	11	0	1	3	3	1	1	8		11		11		11
18,42	12	0	0	4	3	1	1	8		12		12		12
19,96	13	0	2	3	4	1	1	9		13		13		13
21,49	14	0	1	4	4	1	1	10		14		14		14
23,03	15	0	0	5	4	1	1	10		15		15		15
24,56	16	0	2	4	5	1	1	11		16		16		16
26,10	17	0	1	5	5	1	1	12		17		17		17
27,63	18	0	0	6	5	1	1	12		18		18		18
29,17	19	0	2	5	6	1	1	13		19		19		19
30,70	20	0	1	6	6	1	1	14		20		20		20
32,24	21	0	0	7	6	1	1	14		21		21		21
33,77	22	0	2	6	7	1	1	15		22		22		22
35,31	23	0	1	7	7	1	1	16		23		23		23
36,84	24	0	0	8	7	1	1	16		24		24		24
38,38	25	0	2	7	8	1	1	17		25		25		25
39,91	26	0	1	8	8	1	1	18		26		26		26
41,45	27	0	0	9	8	1	1	18		27		27		27
42,98	28	0	2	8	9	1	1	19		28		28		28
44,52	29	0	1	9	9	1	1	20		29		29		29
46,05	30	0	0	10	9	1	1	20		30		30		30
47,59	**31**	**0**	**2**	**9**	**10**	**1**	**1**	**21**		**31**		**31**		**31**
49,12	**32**	**0**	**1**	**10**	**10**	**1**	**1**	**22**		**32**		**32**		**32**
50,66	**33**	**0**	**0**	**11**	**10**	**1**	**1**	**22**		**33**		**33**		**33**
52,19	**34**	**0**	**2**	**10**	**11**	**1**	**1**	**23**		**34**		**34**		**34**
53,73	**35**	**0**	**1**	**11**	**11**	**1**	**1**	**24**		**35**		**35**		**35**

System components SDT T8 IP20

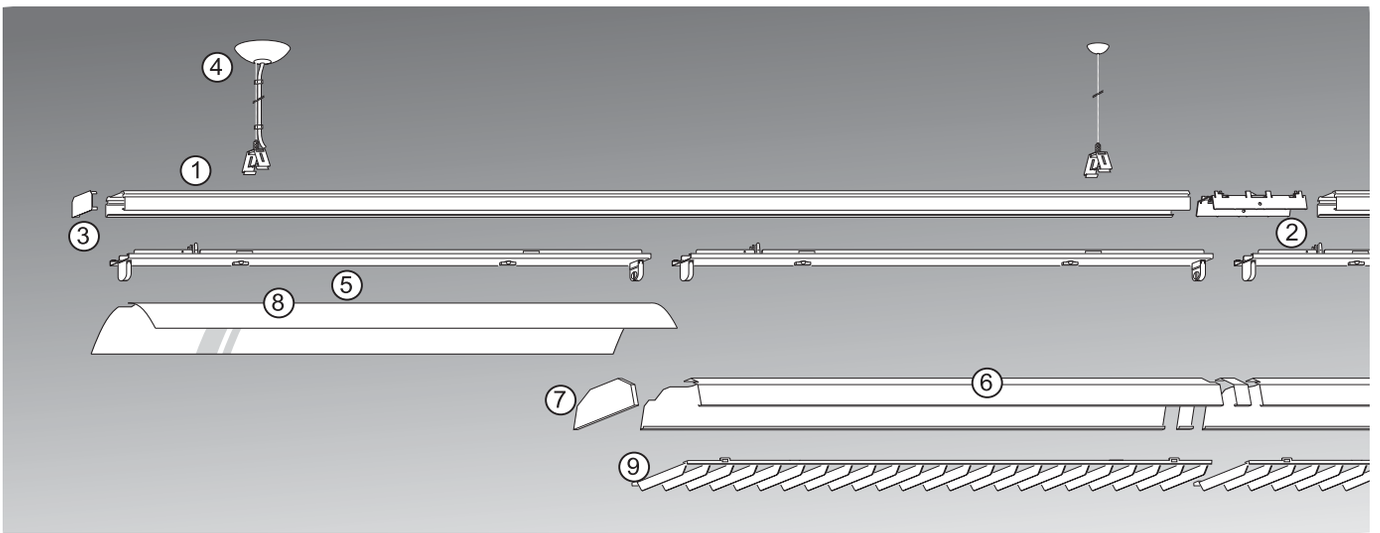

T8 IP20 Combination SDG/SDGV-T8 device mount and light directing

Legend						SDG/SDGV 1x58 385/386 ⑤	SDG/SDGV 2x58 385/386 ⑤
	Type	light directing	art. no	page	section	combinability	
	Mirrors self-supporting						
⑧	SDFB T8	direct wide distribution	1873 3580 100	396		x	x
⑧	SDFT T8	direct narrow distribution	1873 4580 100	396		x	
⑧	SDFT-VT8	direct narrow distribution	1873 5580 100	396			x
⑧	SDFA T8	direct asymmetrical distribution	1873 6950 100	396		x	
⑧	SDHS T8	direct extremely narrow distribution	1873 9950 100	396		x	
	Reflectors based						
⑥	SDR	Reflector large direct narrow-/wide distribution	1870 5580 100	400		x	x
⑥	SDRI	Reflector large direct/indirect narrow-/wide distribution	1870 4580 100	400		x	x
	+	Insert in Reflector					
⑨		SDLR Cross-blade louvre for reflector SDR o. SDRI	1871 7580 100	400		x	x
⑨		SDP Pane for reflector SDR	1877 5580 100	400		x	x
⑨		SDRD Louvre high specular for reflector SDR	1886 5580 100	401		x	
⑨		SDSB Mirror wide distribution for reflector SDR	1872 7580 100	401		x	x
⑥	SMC	Comfort-Reflector large direct narrow-/wide distribution	1888 9580 100	402		x	x
⑥	SMCI	Comfort-Reflector large direct/indirect narrow-/wide distribution	1888 1580 100	402		x	x
	+	Insert in Reflector					
⑨		SMLRC Cross-blade louvre for reflector SMC o. SMCI	1889 1580 100	402		x	x
⑨		SMPC Pane for reflector SMC	1877 1580 100	402		x	x
⑨		SMSDC Louvre high specular for reflector SMC	1886 8580 100	403		x	
⑨		2x SMSAC Mirror wide distribution for reflector SMC	2x 1871 5580 100	403		x	
⑨		1x SMSAC Spiegel asymmetrical distribution for reflectorSMC	1871 5580 100	403		x	

Colour code SDT

	Mounting rails
	Device mounts/blank covers
	Light directing/reflectors
	Reflector inserts

Rail construction:

1. SDT-rails 1-, 2- or 3-length with appropriate wiring.
2. Mountings as SDH (chain hanger) or SDD (for ceiling), at least 2 pcs. and 2.5 m per one addition required.
   Wider slope distances are also possible with optional accessories.
3. SDTV/SDTVL (connector) to be considered.
4. Select SDTE (rail end faces) per continuous row.
5. Device mounts and any other attachments take into account according to table.

System module			
	①	SDT mounting rails	> Select rails with 1-, 2- or 3-lengths with the corresponding wiring
	④	Mounting	> Chain hook or ceiling mounting in accordance with the distance between the suspensions
	②	Rail connectors	> Calculate the type which suits the protection class
	③	Rail end faces	> Select the pairs of end pieces which suit the protection class and application (IFS)
	⑦	Reflector end faces	> Select the pairs of end pieces which suit the reflector
	⑤	Device mounts/ Blank covers	> Quantities with add. attachment parts, if required, according to table calculation of quantities > Select the type which suit the protection class of the device mount
	⑥⑧	Self-supporting reflector/reflectors	> Reflector in accordance with the planned light distribution
	⑨	Reflector inserts	> Light directing/louvre in accordance with the planned glare limitation

System components SDT for quantity calculation IP20

SDT System-components		1length-mounting rail	2length-mounting rail	3length-mounting rail	connectors	pair end faces	feeder adapter	brackets (ceiling mounting)	+	device mounts	if SO +	self-supporting reflectors/ reflectors	if SO +	louvres/ pane
Legend		①	①	①	②	③		④		⑤		⑥ ⑧		⑨
T8 IP20	Articel Designation Art. no	SDT 1500/I 5x2,5mm² 1826 1580 100	SDT 1500/II 5x2,5mm² 1826 2580 100	SDT 1500/III 5x2,5mm² 1826 3580 100	SDTV 1820 0020 100 or SDTVL 1820 0031 100 detachable	SDTE 1890 0231 100	SDTAF-7 1820 3092 100	SDH 1890 0039 100 or SDD 1890 0033 100	+	SDB. SDG...	if SO +	SDF.. T8 SDR.. T8 SM... T8	if SO +	SDR.. SM...
Length [m]	piece	piece	piece	piece	piece	piece	piece	piece		piece		piece		piece
1,54	1	1	0	0	0	1	1	2		1		1		1
3,07	2	0	1	0	0	1	1	2		2		2		2
4,61	3	0	0	1	0	1	1	2		3		3		3
6,14	4	0	2	0	1	1	1	3		4		4		4
7,68	5	0	1	1	1	1	1	4		5		5		5
9,21	6	0	0	2	1	1	1	4		6		6		6
10,75	7	0	2	1	2	1	1	5		7		7		7
12,28	8	0	1	2	2	1	1	6		8		8		8
13,82	9	0	0	3	2	1	1	6		9		9		9
15,35	10	0	2	2	3	1	1	7		10		10		10
16,89	11	0	1	3	3	1	1	8		11		11		11
18,42	12	0	0	4	3	1	1	8		12		12		12
19,96	13	0	2	3	4	1	1	9		13		13		13
21,49	14	0	1	4	4	1	1	10		14		14		14
23,03	15	0	0	5	4	1	1	10		15		15		15
24,56	16	0	2	4	5	1	1	11		16		16		16
26,10	17	0	1	5	5	1	1	12		17		17		17
27,63	18	0	0	6	5	1	1	12		18		18		18
29,17	19	0	2	5	6	1	1	13		19		19		19
30,70	20	0	1	6	6	1	1	14		20		20		20
32,24	21	0	0	7	6	1	1	14		21		21		21
33,77	22	0	2	6	7	1	1	15		22		22		22
35,31	23	0	1	7	7	1	1	16		23		23		23
36,84	24	0	0	8	7	1	1	16		24		24		24
38,38	25	0	2	7	8	1	1	17		25		25		25
39,91	26	0	1	8	8	1	1	18		26		26		26
41,45	27	0	0	9	8	1	1	18		27		27		27
42,98	28	0	2	8	9	1	1	19		28		28		28
44,52	29	0	1	9	9	1	1	20		29		29		29
46,05	30	0	0	10	9	1	1	20		30		30		30
47,59	**31**	**0**	**2**	**9**	**10**	**1**	**1**	**21**		**31**		**31**		**31**
49,12	**32**	**0**	**1**	**10**	**10**	**1**	**1**	**22**		**32**		**32**		**32**
50,66	**33**	**0**	**0**	**11**	**10**	**1**	**1**	**22**		**33**		**33**		**33**
52,19	**34**	**0**	**2**	**10**	**11**	**1**	**1**	**23**		**34**		**34**		**34**
53,73	**35**	**0**	**1**	**11**	**11**	**1**	**1**	**24**		**35**		**35**		**35**

System components SDT T5 IP54

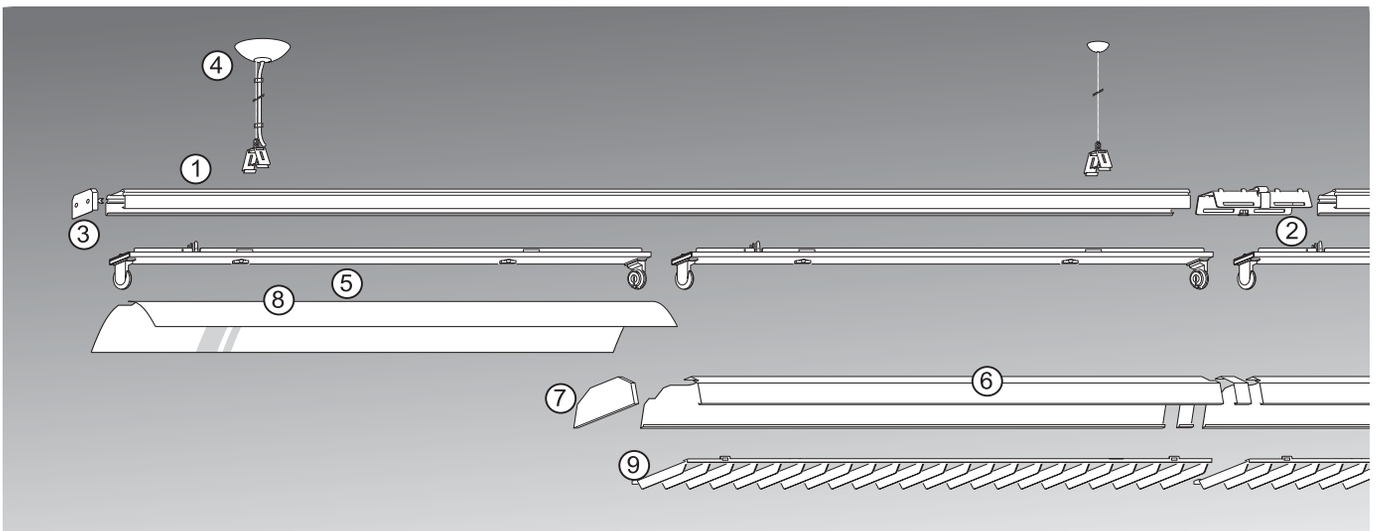

T5 IP54	Combination SDGS/SDGFF-T5 device mount and light directing				SDGS/SDGFF 1x35/49/80 408/409	SDGS/SDGFF 2x35/49 408/409
Legend					⑤	⑤
	Type	light directing	art. no	page	section	combinability
	Mirrors self-supporting					
⑧	SDFB T8	direct wide distribution for T5 IP54	1873 3580 100	414		x
⑧	SDFT T8	direct narrow distribution for T5 IP54	1873 4580 100	414		x
⑧	SDFA T8	direct asymmetrical distribution for T5 IP54	1873 6950 100	414		x
⑧	SDHS T8	direct extremely narrow distributionfor T5 IP54	1873 9950 100	414		x
	Reflectors based					
⑥	SDR	Reflector large direct narrow-/wide distribution	1870 5580 100	416		x	x
	+	Insert in reflektor				
⑨		SDLR Cross-blade louvre for reflector SDR	1871 7580 100	416		x	x
⑨		SDP Pane for reflector SDR	1877 5580 100	416		x	x
⑨		SDSB Mirror wide distribution for reflector SDR	1872 7580 100	417		x	

Rail construction:
1. SDT-rails 1-, 2- or 3-length with appropriate wiring.
2. Mountings as SDH (chain hanger) or SDD (for ceiling), at least 2 pcs. and 2.5 m per one addition required. Wider slope distances are also possible with optional accessories.
3. SDTVLS (connector) to be considered.
4. Select SDTES (rail end faces) per continuous row.
5. Device mounts and any other attachments take into account according to table.

Colour code SDT

	Mounting rails
	Device mounts/blank covers
	Light directing/reflectors
	Reflector inserts

System module			
	①	SDT mounting rails	> Select rails with 1-, 2- or 3-lengths with the corresponding wiring
	④	Mounting	> Chain hook or ceiling mounting in accordance with the distance between the suspensions
	②	Rail connectors	> Calculate the type which suits the protection class
	③	Rail end faces	> Select the pairs of end pieces which suit the protection class and application (IFS)
	⑦	Reflector end faces	> Select the pairs of end pieces which suit the reflector
	⑤	Device mounts/ Blank covers	> Quantities with add. attachment parts, if required, according to table calculation of quantities > Select the type which suit the protection class of the device mount
	⑥⑧	Self-supporting reflector/reflectors	> Reflector in accordance with the planned light distribution
	⑨	Reflector inserts	> Light directing/louvre in accordance with the planned glare limitation

System components SDT for quantity calculation IP54

SDT System-components		1length-mounting rail	2length-mounting rail	3length-mounting rail	connectors	pair end faces	feeder adapter	brackets (ceiling mounting)	+	device mounts	if SO +	self-supporting reflectors/ reflectors	if SO +	louvres/ pane
Legend		①	①	①	②	③		④		⑤		⑥ ⑧		⑨
T5 IP54	Articel Designation Art. no	SDT 1500/I 5x2,5mm² 1826 1580 100	SDT 1500/II 5x2,5mm² 1826 2580 100	SDT 1500/III 5x2,5mm² 1826 3580 100	SDTVLS 1820 0050 100 detachable	SDTES 1890 0235 100	SDTAF-7 1820 3092 100	SDH 1890 0039 100 or SDD 1890 0033 100	+	SDB. SDG...	if SO +	SDF. SDR.	if SO +	SD..
Length [m]	piece	piece	piece	piece	piece	piece	piece	piece		piece		piece		piece
1,54	1	1	0	0	0	1	1	2		1		1		1
3,07	2	0	1	0	0	1	1	2		2		2		2
4,61	3	0	0	1	0	1	1	2		3		3		3
6,14	4	0	2	0	1	1	1	3		4		4		4
7,68	5	0	1	1	1	1	1	4		5		5		5
9,21	6	0	0	2	1	1	1	4		6		6		6
10,75	7	0	2	1	2	1	1	5		7		7		7
12,28	8	0	1	2	2	1	1	6		8		8		8
13,82	9	0	0	3	2	1	1	6		9		9		9
15,35	10	0	2	2	3	1	1	7		10		10		10
16,89	11	0	1	3	3	1	1	8		11		11		11
18,42	12	0	0	4	3	1	1	8		12		12		12
19,96	13	0	2	3	4	1	1	9		13		13		13
21,49	14	0	1	4	4	1	1	10		14		14		14
23,03	15	0	0	5	4	1	1	10		15		15		15
24,56	16	0	2	4	5	1	1	11		16		16		16
26,10	17	0	1	5	5	1	1	12		17		17		17
27,63	18	0	0	6	5	1	1	12		18		18		18
29,17	19	0	2	5	6	1	1	13		19		19		19
30,70	20	0	1	6	6	1	1	14		20		20		20
32,24	21	0	0	7	6	1	1	14		21		21		21
33,77	22	0	2	6	7	1	1	15		22		22		22
35,31	23	0	1	7	7	1	1	16		23		23		23
36,84	24	0	0	8	7	1	1	16		24		24		24
38,38	25	0	2	7	8	1	1	17		25		25		25
39,91	26	0	1	8	8	1	1	18		26		26		26
41,45	27	0	0	9	8	1	1	18		27		27		27
42,98	28	0	2	8	9	1	1	19		28		28		28
44,52	29	0	1	9	9	1	1	20		29		29		29
46,05	30	0	0	10	9	1	1	20		30		30		30
47,59	**31**	**0**	**2**	**9**	**10**	**1**	**1**	**21**		**31**		**31**		**31**
49,12	**32**	**0**	**1**	**10**	**10**	**1**	**1**	**22**		**32**		**32**		**32**
50,66	**33**	**0**	**0**	**11**	**10**	**1**	**1**	**22**		**33**		**33**		**33**
52,19	**34**	**0**	**2**	**10**	**11**	**1**	**1**	**23**		**34**		**34**		**34**
53,73	**35**	**0**	**1**	**11**	**11**	**1**	**1**	**24**		**35**		**35**		**35**

System components SDT T8 IP54

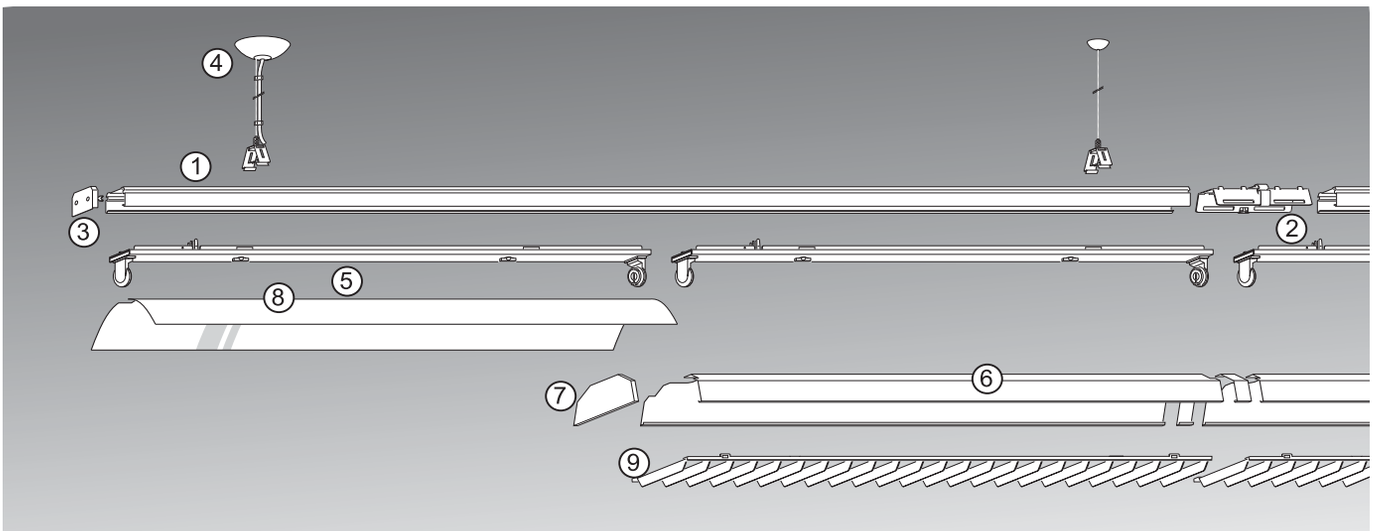

T8 IP54	Combination SDGS/SDGFF-T8 device mount and light directing				SDGS/SDGFF 1x35/49/80 408/409	SDGS/SDGFF 2x35/49 408/409
Legend					⑤	⑤
	Type	light directing	art. no	page	section	combinability
	Mirrors self-supporting					
⑧	SDFB T8	direct wide distribution	1873 3580 100	414		x
⑧	SDFT T8	direct narrow distribution	1873 4580 100	414		x
⑧	SDFA T8	direct asymmetrical distribution	1873 6950 100	414		x
⑧	SDHS T8	direct extremely narrow distributionfor	1873 9950 100	414		x
	Reflectors based					
⑥	SDR	Reflector large direct narrow-/wide distribution	1870 5580 100	416		x x
	+	Insert in reflektor				
⑨		SDLR Cross-blade louvre for reflector SDR	1871 7580 100	416		x x
⑨		SDP Pane for reflector SDR	1877 5580 100	416		x x
⑨		SDSB Mirror wide distribution for reflector SDR	1872 7580 100	417		x

Rail construction:
1. SDT-rails 1-, 2- or 3-length with appropriate wiring.
2. Mountings as SDH (chain hanger) or SDD (for ceiling), at least 2 pcs. and 2.5 m per one addition required. Wider slope distances are also possible with optional accessories.
3. SDTVLS (connector) to be considered.
4. Select SDTES (rail end faces) per continuous row.
5. Device mounts and any other attachments take into account according to table.

Colour code SDT

	Mounting rails
	Device mounts/blank covers
	Light directing/reflectors
	Reflector inserts

System module			
	①	SDT mounting rails	> Select rails with 1-, 2- or 3-lengths with the corresponding wiring
	④	Mounting	> Chain hook or ceiling mounting in accordance with the distance between the suspensions
	②	Rail connectors	> Calculate the type which suits the protection class
	③	Rail end faces	> Select the pairs of end pieces which suit the protection class and application (IFS)
	⑦	Reflector end faces	> Select the pairs of end pieces which suit the reflector
	⑤	Device mounts/ Blank covers	> Quantities with add. attachment parts, if required, according to table calculation of quantities > Select the type which suit the protection class of the device mount
	⑥⑧	Self-supporting reflector/reflectors	> Reflector in accordance with the planned light distribution
	⑨	Reflector inserts	> Light directing/louvre in accordance with the planned glare limitation

System components SDT for quantity calculation IP54

SDT System-components		1length-mounting rail	2length-mounting rail	3length-mounting rail	connectors	pair end faces	feeder adapter	bracket s (ceiling mounting)	+	device mounts	if SO +	self-supporting reflectors/ reflectors	if SO +	louvres/ pane
Legend		①	①	①	②	③		④		⑤		⑥ ⑧		⑨
T8 IP54	Articel Designa-tion Art. no	SDT 1500/I 5x2,5mm² 1826 1580 100	SDT 1500/II 5x2,5mm² 1826 2580 100	SDT 1500/III 5x2,5mm² 1826 3580 100	SDTVLS 1820 0050 100 detachable	SDTES 1890 0235 100	SDTAF-7 1820 3092 100	SDH 1890 0039 100 or SDD 1890 0033 100	+	SDB. SDG...	if SO +	SDF. T8 SDR.	if SO +	SDR
Length [m]	piece	piece	piece	piece	piece	piece	piece	piece		piece		piece		piece
1,54	1	1	0	0	0	1	1	2		1		1		1
3,07	2	0	1	0	0	1	1	2		2		2		2
4,61	3	0	0	1	0	1	1	2		3		3		3
6,14	4	0	2	0	1	1	1	3		4		4		4
7,68	5	0	1	1	1	1	1	4		5		5		5
9,21	6	0	0	2	1	1	1	4		6		6		6
10,75	7	0	2	1	2	1	1	5		7		7		7
12,28	8	0	1	2	2	1	1	6		8		8		8
13,82	9	0	0	3	2	1	1	6		9		9		9
15,35	10	0	2	2	3	1	1	7		10		10		10
16,89	11	0	1	3	3	1	1	8		11		11		11
18,42	12	0	0	4	3	1	1	8		12		12		12
19,96	13	0	2	3	4	1	1	9		13		13		13
21,49	14	0	1	4	4	1	1	10		14		14		14
23,03	15	0	0	5	4	1	1	10		15		15		15
24,56	16	0	2	4	5	1	1	11		16		16		16
26,10	17	0	1	5	5	1	1	12		17		17		17
27,63	18	0	0	6	5	1	1	12		18		18		18
29,17	19	0	2	5	6	1	1	13		19		19		19
30,70	20	0	1	6	6	1	1	14		20		20		20
32,24	21	0	0	7	6	1	1	14		21		21		21
33,77	22	0	2	6	7	1	1	15		22		22		22
35,31	23	0	1	7	7	1	1	16		23		23		23
36,84	24	0	0	8	7	1	1	16		24		24		24
38,38	25	0	2	7	8	1	1	17		25		25		25
39,91	26	0	1	8	8	1	1	18		26		26		26
41,45	27	0	0	9	8	1	1	18		27		27		27
42,98	28	0	2	8	9	1	1	19		28		28		28
44,52	29	0	1	9	9	1	1	20		29		29		29
46,05	30	0	0	10	9	1	1	20		30		30		30
47,59	**31**	**0**	**2**	**9**	**10**	**1**	**1**	**21**		**31**		**31**		**31**
49,12	**32**	**0**	**1**	**10**	**10**	**1**	**1**	**22**		**32**		**32**		**32**
50,66	**33**	**0**	**0**	**11**	**10**	**1**	**1**	**22**		**33**		**33**		**33**
52,19	**34**	**0**	**2**	**10**	**11**	**1**	**1**	**23**		**34**		**34**		**34**
53,73	**35**	**0**	**1**	**11**	**11**	**1**	**1**	**24**		**35**		**35**		**35**

REGIOLUX



Mounting rails T5/T8 IP20/54

▶281

IP 20/54

Housing:
- Mounting rail made of profiled, torsion-resistant sheet steel, pre-galvanised
- Suitable for IP20, IP40 and IP54
- Flat ribbon cabling installed and wired on rapid mounting socket unit at the factory

Miscellaneous:
- Special versions of device mounts or device mounts with light control components are needed to use the mounting rail wired with 11 poles

Accessories:
- Can be optionally equipped with LED, T5 or T8 device mounts. Please order separately connection and assembly accessories as well as rail end pieces and connectors.

Mounting instructions:
- The suspensions are designed for vertical loading
- For other arrangements or suspension spacing >2.5 m, approval and/or accessories are required



Dimensions

Type	Unit	LxBxH/DxH
SDT 1200/I	1200	1235 x 63 x 46
SDT 1200/II	1200	2470 x 63 x 46
SDT 1200/III	1200	3705 x 63 x 46
SDT 1500/I	1500	1535 x 63 x 46
SDT 1500/II	1500	3070 x 63 x 46
SDT 1500/III	1500	4605 x 63 x 46



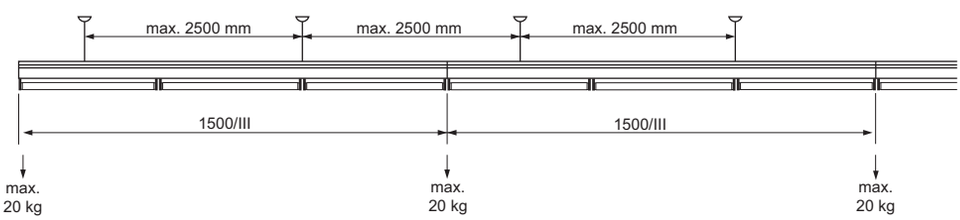

Products

Type	Unit	Wiring	Colour	/I		/II		/III	
				Art. no.	kg	Art. no.	kg	Art. no.	kg
SDT	1200	7x2,5 qmm	vw	1828 1360 100	1,25	1828 2360 100	2,45	1828 3360 100	3,70
	1500	5x1,5 qmm	vw	1825 1580 100	1,60	1825 2580 100	3,20	1825 3580 100	4,60
			wa	1825 1580 105	1,60	1825 2580 105	3,20	1825 3580 105	4,60
		5x2,5 qmm	vw	1826 1580 100	1,65	1826 2580 100	3,30	1826 3580 100	4,80
			wa	1826 1580 105	1,65	1826 2580 105	3,30	1826 3580 105	4,80
		7x2,5 qmm	vw	1828 1580 100	1,75	1828 2580 100	3,50	1828 3580 100	5,20
			wa	1828 1580 105	1,75	1828 2580 105	3,50	1828 3580 105	5,20
		7x2,5+4x1,5 qmm	vw	1830 1580 100	1,92	1830 2580 100	3,73	1830 3580 100	5,80

Accessories mounting rail SDT IP20

SDTA F-7



SDTA F-11



SDTA M-7



SDTA M-11



SDT -K DV



SDTE

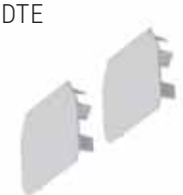

SDCS



SDCSE



KP



KK



SDH



SDT -ZA



SDT -AP



SDCT



SDD



SDTV



SDTVL



SDT -KL vw



SDT -KL wa



SDT -KT vw



SDT -KT wa



SDT -KX vw



SDT -KX wa



Node point







In order to configure around corners as quickly as linear configurations, form components have been developed for the mounting rail system. Using L, T- and X nodes and flexible cabling sophisticated design plans such as grid or island solutions in the form of lighting landscapes can be quickly and easily realised.

Accessories

	Type	Colour	Material	Details	Art. no.		kg
Electrical technology							
Socket/plug combined	SDTA F-7	ce	Polymer	Infeed socket 7-pin, 5/7x1.5-2.5mm² for SDT	1820 3092 100	1	0,01
	SDTA M-7	ce	Polymer	Outfeed connector 7-pin, 5/7x1.5-2.5mm² for SDT	1820 3090 100	1	0,01
	SDTA F-11	ce	Polymer	Infeed socket 11-pin, 4x1.5mm² + 7x1.5-2.5mm² for SDT	1820 2092 100	1	0,01
	SDTA M-11	ce	Polymer	Outfeed connector 11-pin, 4x1.5mm² + 7x1.5-2.5mm² for SDT	1820 2090 100	1	0,01
Connection cable kit	SDT -KDV	vw	St	Wiring kit, node point 2xmale+female 7 pol.; 7x2.5mm², 600mm for SDT	1884 7900 100	1	0,21
Protection							
Protective cover IP20	SDTE	vw	PC	End face for SDT, ATS	1890 0231 100	2	0,02
		wa	PC	End face for SDT	1890 0231 105	2	0,02
Mounting							
Single wire suspension	SDCS	ws	Inox+mix	l=2000mm for SDT	1890 0034 100	1	0,07
	SDCSE	ws	Inox+mix	Canopy D=123mm, rope D=1.5mm, L=2200mm, incl. electrical connection cable 3x1.5mm² for SDT	1890 0044 100	1	0,30
Chain suspension	KK	me	St	Node chain l=30m, for SDT, SDT Basic, ATS, suspended luminaires	9282 9300 100	1	4,60
	KP 80	me	St+PC	Canopy and chain l=800mm for suspended luminaires	9282 9080 100	1	0,27
	SDH	me	Inox	Chain suspension for SDT, ATS	1890 0039 100	1	0,04
	SDT -AP	me	St	Suspension profile, mounting rail connector for SDT; suspension spacing up to 4.5 m	1890 0022 100	1	0,93
	SDT -ZA	me	St	Central bracket for SDT	6820 9300 110	1	0,20
Mounting clip	SDCT	me	Inox	Attachment SDT to visible T-rail	1890 0042 100	1	0,03
	SDD	me	Inox	Attachment SDT to ceiling	1890 0033 100	1	0,01
Structure							
Mounting rail connector	SDT -K L	vw	St	L form node point	1884 7200 100	1	0,45
		wa	St	L form node point	1884 7200 105	1	0,62
	SDT -K T	vw	St	T-form node point	1884 7300 100	1	0,84
		wa	St	T-form node point	1884 7300 105	1	0,84
	SDT -K X	vw	St	X-form node point	1884 7400 100	1	0,63
		wa	St	X-form node point	1884 7400 105	1	1,10
	SDTV	me	St.galv.	not detachable for SDT	1820 0020 100	1	0,22
	SDTVL	me	St.galv.	detachable for SDT	1820 0031 100	1	0,24

For mounting distance < 2500 mm:

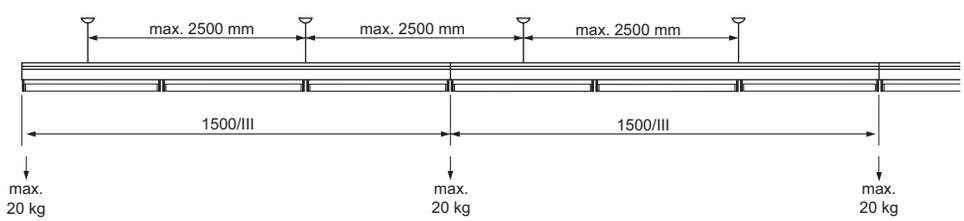

For mounting distance > 2500 mm:

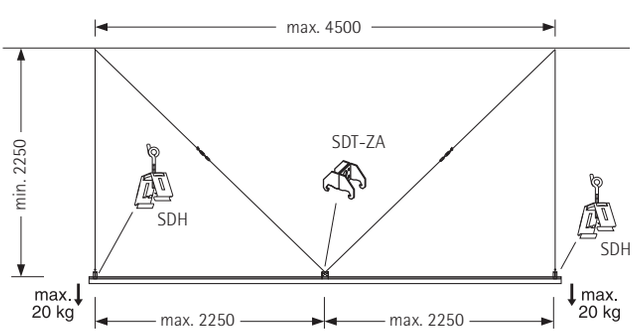

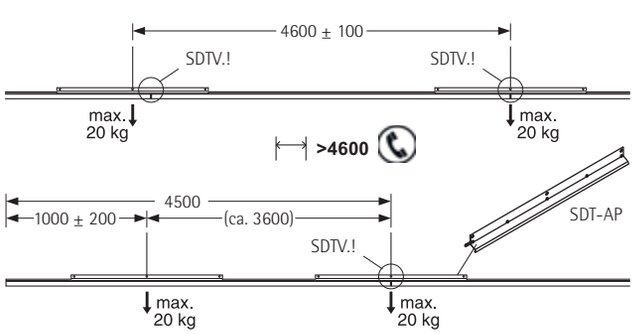

Accessories mounting rail SDT IP54





























Accessories

	Type	Colour	Material	Details	Art. no.		kg
Electrical technology							
Socket/plug combined	SDTA F-7	ce	Polymer	Infeed socket 7-pin, 5/7x1.5-2.5mm² for SDT	1820 3092 100	1	0,01
	SDTA M-7	ce	Polymer	Outfeed connector 7-pin, 5/7x1.5-2.5mm² for SDT	1820 3090 100	1	0,01
	SDTA F-11	ce	Polymer	Infeed socket 11-pin, 4x1.5mm² + 7x1.5-2.5mm² for SDT	1820 2092 100	1	0,01
	SDTA M-11	ce	Polymer	Outfeed connector 11-pin, 4x1.5mm² + 7x1.5-2.5mm² for SDT	1820 2090 100	1	0,01
Protection							
Protective cover IP54	SDTES	vw	PC	End face for SDT IP54	1890 0235 100	2	0,02
Mounting							
Single wire suspension	SDCS	ws	Inox+mix	l=2000mm for SDT	1890 0034 100	1	0,07
	SDCSE	ws	Inox+mix	Canopy D=123mm, cable D=1.5mm, L=2000mm, incl. electrical supply cable 3x1.5mm² for SDT	1890 0044 100	1	0,30
Chain suspension	KK	me	St	Node chain l=30m, for SDT, SDT Basic, ATS, suspended luminaires	9282 9300 100	1	4,60
	KP 80	me	St+PC	Canopy and chain l=800mm for suspended luminaires	9282 9080 100	1	0,27
	SDH	me	Inox	Chain suspension for SDT, ATS	1890 0039 100	1	0,04
	SDT -AP	me	St	Suspension profile, mounting rail connector for SDT; suspension spacing up to 4.5 m	1890 0022 100	1	0,93
	SDT -ZA	me	St	Central bracket for SDT	6820 9300 110	1	0,20
Mounting clip	SDCT	me	Inox	Attachment SDT to visible T-rail	1890 0042 100	1	0,03
	SDD	me	Inox	Attachment SDT to ceiling	1890 0033 100	1	0,01
Structure							
Mounting rail connector	SDTVLS	me	St.galv.	detachable for SDT IP54	1820 0050 100	1	0,25

For mounting distance > 2500 mm:

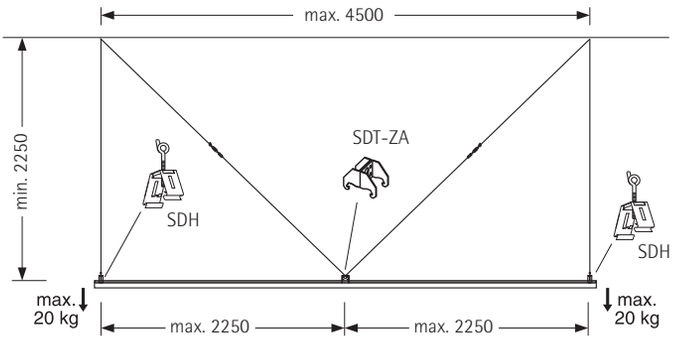

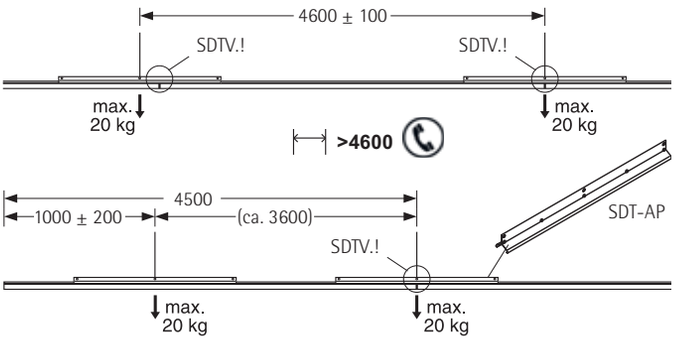



Device mounts SDG T5 IP20

▶281

IP 20

Lighting technology SDG:
- Direct / indirect general diffuse distribution
- Twin lamp version with offset sockets for reduced luminance disparities

Lamp:
- For fitting with lamp(s) T5

Housing:
- Pre-galvanised sheet steel surface coated with polyester resin
- Fastening without tools with two integrated twist-locks
- Suitable for mounting light control components such as reflectors, mirrors, etc

Switching:
- 1 Controller
- Electronic ballast
- Fixed device mount plug with tool-free phase pre-selection and locating finger







Dimensions

Type	Unit	Versions	LxBxH/DxH
SDG	1200	T5 1x28, 54 W	1231 x 55 x 77
	1500	T5 1x35, 49, 80 W	1531 x 55 x 77
	1200	T5 2x28, 54 W	1231 x 55 x 77
	1500	T5 2x35, 49, 80 W	1531 x 55 x 77

SDG 1x ... SDG 2x

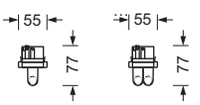

Combination

SDT+SDG 2x T5 49 W



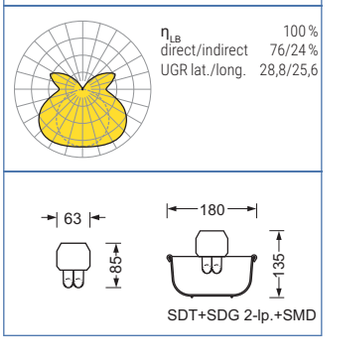

Products

Type	Unit	Lamps	P_{Sys} [W]	Colour	Ballast	Art. no.	kg
T5 - IP20							
SDG	1200	T5 1x28/54W	58	vw	ECG	1820 1944 500	1,00
		T5 2x28/54W	116	vw	ECG	1820 2944 500	1,10
	1500	T5 1x35/49/80W	52	vw	ECG	1820 1954 500	1,00
					DALI[1)]	1820 1956 600	1,00
		T5 1x49W	52	vw	ECG	1820 1494 500	1,00
					ECG EM-B1[2)]	1820 1497 100	1,80
					ECG EM-B3[2)]	1820 1497 700	1,80
		T5 1x80W	85	vw	ECG	1820 1804 500	1,00
					ECG EM-B1[2)]	1820 1807 100	1,80
					ECG EM-B3[2)]	1820 1807 700	1,80
		T5 2x35/49W	104	vw	ECG	1820 2964 500	1,10
					DALI[1)]	1820 2966 600	1,10
		T5 2x35/49/80W	104	vw	ECG	1820 2954 500	1,10
		T5 2x49W	104	vw	ECG	1820 2494 500	1,10
					ECG EM-B1[2)]	1820 2497 100	1,95
					ECG EM-B3[2)]	1820 2497 700	2,45
		T5 2x80W	170	vw	DALI[1)]	1820 2806 600	1,10

[1)] : Luminaires suitable for IoT (Internet of Things)

[2)] : Luminaires with emergency light unit single battery 1h + 3h

Accessories

	Type	Colour	Material	Details	Art. no.		kg
Protection							
Protective wire cage	SMD 1200	blcr	St.galv.	for SDG... 1200	1885 2360 100	1	1,60
	SMD 1500	blcr	St.galv.	for SDG... 1500	1885 2580 100	1	2,00
Protective cage mounting	HB -SMD 1200/1500	vw	St.galv.	for SMD.	1885 2000 100	2	0,10

Replacement parts

	Type	Colour	Material	Details	Art. no.		kg
Electrical technology							
Contact pin	SDG -Contact 1-Pol	me	St+mix	for SDT	9200 0267 101	10	0,01



Replacement parts
Accessories

Device mounts SDGV T5 IP20

▶281

IP 20

Lighting technology :
- Direct / indirect ggeneral diffuse distribution
- Twin lamp version with offset sockets for reduced luminance disparities

Housing:
- Pre-galvanised sheet steel surface coated with polyester resin
- Fastening without tools with two integrated twist-locks
- Position can be varied on the mounting rail
- Suitable for mounting light control components such as reflectors, mirrors, etc

Switching:
- 1 Controller
- Electronic ballast
- Variable device mount plug with tool-free phase pre-selection and locating finger







Dimensions

Type	Unit	Versions	LxBxH/DxH
SDGV.	1500	T5 1x35, 49, 80 W	1531 x 55 x 77
	1500	T5 2x35, 49, 80 W	1531 x 55 x 77

SDGV 1x ... SDGV 2x ...

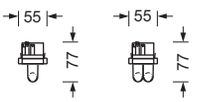

Combination

SDT+SDGV 1x T5 49 W



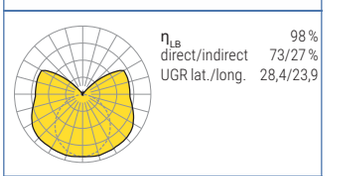

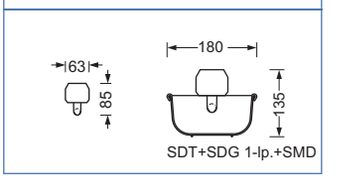

Products

Type	Unit	Lamps	P_{Sys} [W]	Colour	Ballast	Art. no.	kg
T5 - IP20 Positioning variable							
SDGV	1500	T5 1x35/49/80W	52	vw	ECG	1820 1954 150	1,20
		T5 2x35/49/80W	104	vw	ECG	1820 2954 150	1,30
		T5 2x49W	104	vw	ECG	1820 2494 150	1,30

Accessories

	Type	Colour	Material	Details	Art. no.		kg
Protection							
Protective wire cage	SMD 1500	blcr	St.galv.	for SDG... 1500	1885 2580 100	1	2,00
Protective cage mounting	HB -SMD 1200/1500	vw	St.galv.	for SMD.	1885 2000 100	2	0,10

Replacement parts

	Type	Colour	Material	Details	Art. no.		kg
Electrical technology							
Contact pin	SDG -Contact 1-Pol	me	St+mix	for SDT	9200 0267 101	10	0,01


K·N·V
K·N·V
K·N·V
K·N·V

Device mounts SDGM T8 IP20

▶281

IP 20

Lighting technology SDGM:
- Direct / indirect general diffuse distribution

Lamp:
- For fitting with lamp(s) T8

Housing:
- Pre-galvanised sheet steel surface coated with polyester resin
- Fastening without tools with two integrated twist-locks
- Suitable for mounting light control components such as reflectors, mirrors, etc

Switching:
- Llb A2 inductive
- Fixed device mount plug with tool-free phase pre-selection and locating finger







Dimensions

Type	Unit	Versions	LxBxH/DxH
SDGM	1500	T8 1x58W	1531 x 55 x 87



Combination

SDT+SDGM 1x T8 58 W



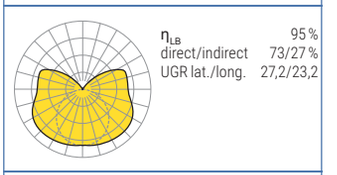

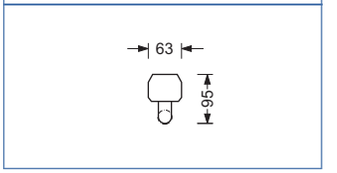

magnetic tough

Everywhere LED and electronics fail, due to general conditions, fluorescent lamp technology T8 with magnetic ballast provides an answer. Simply a robust system.

Products

Type	Unit	Lamps	P_{Sys} [W]	Colour	Ballast	Art. no.	kg
T8 - IP20							
SDGM	1500	T8 1x58W	62	vw	Llb A2 ind.	1820 1581 110	3,90

Accessories

	Type	Colour	Material	Details	Art. no.		kg
Electrical technology							
Power factor correction	KO 7,0	me	Mix	7.0µF for T8 1/58	8415 0070 100	1	0,04
Protection							
Protective wire cage	SMD 1500	blcr	St.galv.	for SDG... 1500	1885 2580 100	1	2,00
Protective cage mounting	HB -SMD 1200/1500	vw	St.galv.	for SMD.	1885 2000 100	2	0,10

Replacement parts

	Type	Colour	Material	Details	Art. no.		kg
Electrical technology							
Contact pin	SDG -Contact 1-Pol	me	St+mix	for SDT	9200 0267 101	10	0,01

Device mounts SDG T8 IP20

▶281

IP 20

Lighting technology SDG:
- Direct / indirect general diffuse distribution

Lamp:
- For fitting with lamp(s) T8

Housing:
- Pre-galvanised sheet steel surface coated with polyester resin
- Fastening without tools with two integrated twist-locks
- Suitable for mounting light control components such as reflectors, mirrors, etc

Switching:
- 1 Controller
- Electronic ballast
- Fixed device mount plug with tool-free phase pre-selection and locating finger







Dimensions

Type	Unit	Versions	LxBxH/DxH
SDG	1500	T8 1x58W	1531 x 55 x 87
	1500	T8 2x58W	1531 x 101 x 87

SDG 1x ... SDG 2x

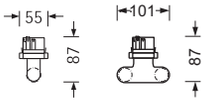

Combination

SDT+SDG 1x T8 58 W

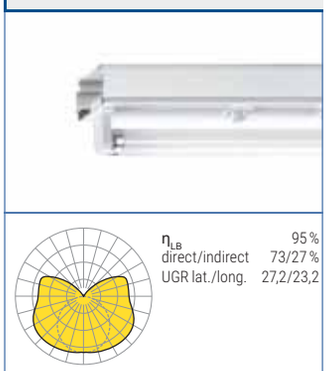

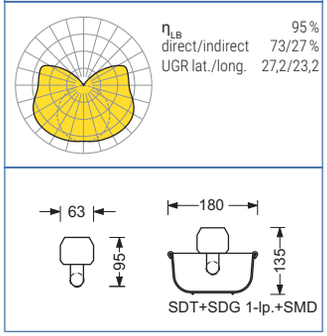

Products

Type	Unit	Lamps	P_{Sys} [W]	Colour	Ballast	Art. no.	kg
T8 - IP20							
SDG	1500	T8 1x58W	55	vw	ECG	1820 1584 100	1,00
					ECG EM-B1[1)]	1820 1587 100	1,96
					ECG EM-B3[1)]	1820 1587 700	1,86
		T8 2x58W	110	vw	ECG	1820 2584 100	1,10
					ECG EM-B1[1)]	1820 2587 100	2,04
					ECG EM-B3[1)]	1820 2587 700	1,93

[1)] +: Luminaires with emergency light unit single battery 1h + 3h

Accessories

	Type	Colour	Material	Details	Art. no.		kg
Protection							
Protective wire cage	SMD 1500	blcr	St.galv.	for SDG... 1500	1885 2580 100	1	2,00
Protective cage mounting	HB -SMD 1200/1500	vw	St.galv.	for SMD.	1885 2000 100	2	0,10

Replacement parts

	Type	Colour	Material	Details	Art. no.		kg
Electrical technology							
Contact pin	SDG -Contact 1-Pol	me	St+mix	for SDT	9200 0267 101	10	0,01

Device mounts SDGV T8 IP20

▶281

IP 20

Lighting technology :
- Direct / indirect general diffuse distribution

Housing:
- Pre-galvanised sheet steel surface coated with polyester resin
- Fastening without tools with two integrated twist-locks
- Position can be varied on the mounting rail
- Suitable for mounting light control components such as reflectors, mirrors, etc

Switching:
- 1 Controller
- Electronic ballast
- Variable device mount plug with tool-free phase pre-selection and locating finger







Dimensions

Type	Unit	Versions	LxBxH/DxH
SDGV.	1500	T8 1x58W	1531 x 55 x 87
	1500	T8 2x58W	1531 x 101 x 87

SDGV 1x ... SDGV 2x ...

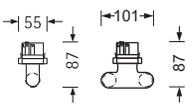

Combination

SDT+SDGV 2x T8 58 W



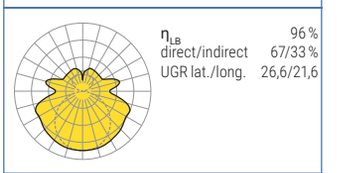

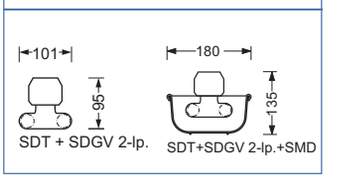

Products

Type	Unit	Lamps	P_{Sys} [W]	Colour	Ballast	Art. no.	kg
T8 - Positioning variable							
SDGV	1500	T8 1x58W	55	vw	ECG	1820 1584 150	1,20
		T8 2x58W	110	vw	ECG	1820 2584 150	1,30

Accessories

	Type	Colour	Material	Details	Art. no.		kg
Protection							
Protective wire cage	SMD 1500	blcr	St.galv.	for SDG... 1500	1885 2580 100	1	2,00
Protective cage mounting	HB -SMD 1200/1500	vw	St.galv.	for SMD.	1885 2000 100	2	0,10

Replacement parts

	Type	Colour	Material	Details	Art. no.		kg
Electrical technology							
Contact pin	SDG -Contact 1-Pol	me	St+mix	for SDT	9200 0267 101	10	0,01

Device mounts track SDGD IP20

▶281

IP 20

Housing:
- Pre-galvanised sheet steel surface coated with polyester resin.
- Fastening without tools with two integrated twist-locks
- Integrated universal 3-phase track with a usable length of 680 mm

Switching:
- Fixed device mount plug with tool-free phase pre-selection and locating finger







Dimensions

Type	Unit	LxBxH/DxH
SDGD 1500	1500	1532 x 55 x 45

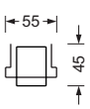

Combination

SDT+SDGD



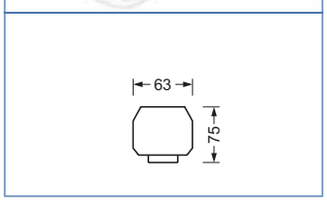

Products

Type	Unit	Lamps	P_{sys} [W]	Colour	Ballast	Art. no.	kg
3-phase track + DALI 680mm							
SDGD 1500	1500	-	-	vw	-	1847 8150 100	2,30
		-		sg	-	1847 8150 105	2,30

Replacement parts

	Type	Colour	Material	Details	Art. no.		kg
Electrical technology							
Contact pin	SDG -Contact 1-Pol	me	St+mix	for SDT	9200 0267 101	10	0,01

Blank cover SDBK IP20

▶281

IP 20

Housing:
- Made of plastic
- Can be shortened to desired length on site
- Blank cover for bridging empty light run units

Details:
- Accessories for SDT 1500, ATS







Dimensions

Type	Unit	LxBxH/DxH
SDBK 1500	1500	1536 x 55 x 18

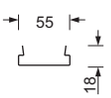

Combination

SDT+SDBK

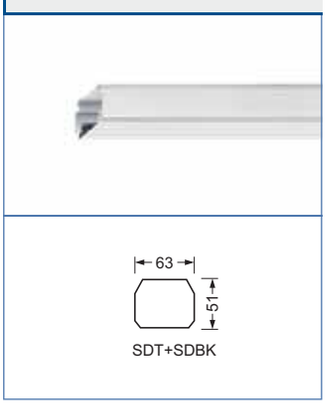

Products

Type	Unit	Lamps	lm/W	P_{Sys} [W]	Colour	Ballast	Art. no.	kg
Blank cover of plastic, can be cut to suit								
SDBK 1500	1500	-	-	-	vw	-	1883 7580 100	0,24

Blank cover SDBA IP20

▶281

IP 20

Housing:
- Pre-galvanised sheet steel surface coated with polyester resin
- Blank cover for bridging empty light run units
- Suitable for mounting light control components such as reflectors, mirrors, etc

Switching:
- Device mount plug with locating finger for earthing

Details:
- Accessories for SDT 1500







Dimensions

Type	Unit	LxBxH/DxH
SDBA 1500	1500	1532 x 55 x 30

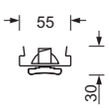

Combination

SDT+SDBA

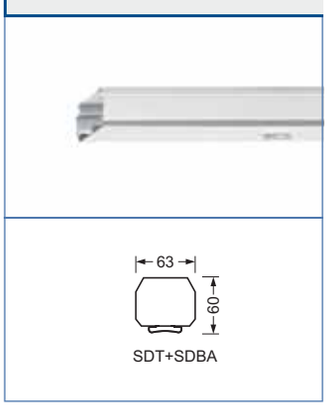

Products

Type	Unit	Lamps	lm/W	P_{Sys} [W]	Colour	Ballast	Art. no.	kg
Blank cover of metal - fixing reflector								
SDBA 1500	1500	-	-	-	vw	-	1883 6580 100	0,85

Replacement parts

	Type	Colour	Material	Details	Art. no.		kg
Electrical technology							
Contact pin	SDG -Contact 1-Pol	me	St+mix	for SDT	9200 0267 101	10	0,01

Sensor device mounts SDBA IP20

▶281



SDBA M12

Sensor unit with attached motion sensor for daylight- and presence-dependent control, wired ready for connection via integrated 11-pole plug connector. For daylight control, a max. mounting height of 5m shall not be exceeded.

System components used: motion sensor LC-BEG PD4-M-DALI-AP
Functions: Presence-dependent control of up to 50 DALI control devices.
See Advanced Services chapter for description.

Type	LxBxH/DxH	Art. no.		kg
SDBA M12 1500	1532 x 98 x 96	8418 6580 203	1	1,10

Accessories

	Type	Colour	Material	Details	Art. no.	kg	
Electrical technology							
Light Control	LC-BEG IR-PD-DALI-E	-	-	Remote control and programming tool up to mounting height 8m	8450 6028 100	0,03	1
	LC-BEG IR-RC	-	-	Remote control and programming adapter for smart phones	8450 6021 100	0,04	1
Sensor	SDBA S17 1500	vw	St.galv.	Extension sensor for SDBA M12, SDBA S20	8418 6580 202	1,10	1

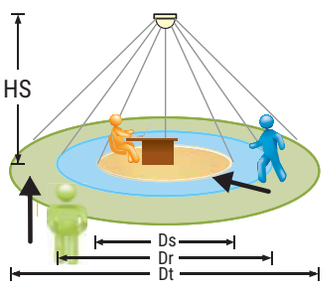

HS	Ds	Dr	Dt
m	m	m	m
2,00	5,20	6,40	17,00
2,50	6,40	8,00	24,00
3,00	7,60	9,60	29,00
3,50	9,00	11,00	34,00
4,00	–	13,60	39,00
4,50	–	14,40	44,00
5,00	–	16,00	48,00
10,00	–	16,00	48,00



SDBA S10

Sensor unit with attached motion sensor for daylight- and presence-dependent control, wired ready for connection via integrated 11-pole plug connector.

System components used: motion sensor LC-BEG PD4-M-1C-GH-AP
Functions: presence-dependent switching up to 2300 W, cosφ=1. See
Advanced Services chapter for description.

Type	LxBxH/DxH	Art. no.		kg
SDBA ED S10 1500	1532 x 98 x 96	8418 6580 200	1	1,10

Accessories

	Type	Colour	Material	Details	Art. no.	kg	
Electrical technology							
Light Control	LC-BEG IR-PD4-GH	-	-	Remote control and programming tool	8450 6006 100	0,04	1
	LC-BEG IR-RC	-	-	Remote control and programming adapter for smart phones	8450 6021 100	0,04	1
Sensor	SDBA S23 1500	vw	St.galv.	Extension sensor for SDBA S10, SDBA LC07	8418 6580 201	1,10	1

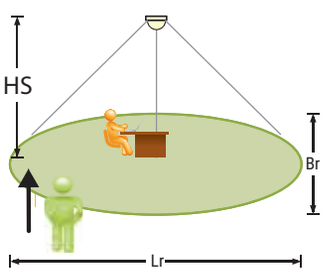

HS	Lr	Br
m	m	m
5,00	26,00	18,00
6,00	26,00	18,00
7,00	28,00	19,00
8,00	28,00	19,00
9,00	30,00	19,00
10,00	30,00	19,00
14,00	30,00	19,00



SDBA S20

Sensor unit with attached motion sensor for daylight- and presence-dependent control, wired ready for connection via integrated 11-pole plug connector.

System components used: motion sensor LC-BEG PD4-M-1C-AP
Functions: presence-dependent switching up to 2300 W, cosφ=1.
See Advanced Services chapter for description.

Type	LxBxH/DxH	Art. no.		kg
SDBA S20 1500	1532 x 100 x 103	8418 6001 200	1	1,10

Accessories

	Type	Colour	Material	Details	Art. no.	kg	
Electrical technology							
Light Control	LC-BEG IR-PD-E	-	-	Remote control and programming tool	8450 6027 100	0,04	1
	LC-BEG IR-RC	-	-	Remote control and programming adapter for smart phones	8450 6021 100	0,04	1
Sensor	SDBA S17 1500	vw	St.galv.	Extension sensor for SDBA M12, SDBA S20	8418 6580 202	1,10	1

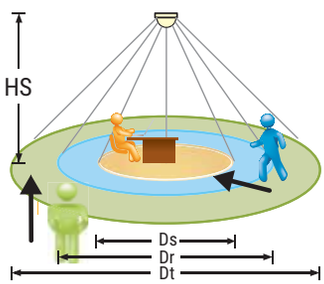

HS	Ds	Dr	Dt
m	m	m	m
2,00	5,20	6,40	17,00
2,50	6,40	8,00	24,00
3,00	7,60	9,60	29,00
3,50	9,00	11,00	34,00
4,00	–	13,60	39,00
4,50	–	14,40	44,00
5,00	–	16,00	48,00
10,00	–	16,00	48,00



SDBA LC07

Sensor unit with attached motion sensor for daylight linking and presence-dependent control, wired ready for connection via integrated 11-pin plug connector.
System components used: motion sensor LC-BEG PD4-M-DALI-GH-AP
Actuation of up to 50 DALI/DSI controllers as a group; settings both manual and through remote control; any number of slave devices can be connected for the low-cost expansion of the monitoring area; Monitoring area : vertical 360° Oval 1 channel (light control); DALI/DSI-Master max. 50 DALI/DSI ECG; time setting 1-30min; brightness value 10-2500lx; installation height between 5-16m
See Advanced Services chapter for description.

Type	LxBxH/DxH	Art. no.		kg
SDBA LC07 1500	1532 x 98 x 96	8418 6580 224	1	1,10

Accessories

	Type	Colour	Material	Details	Art. no.		kg
Electrical technology							
Light Control	LC-BEG IR-PD-DALI-E	-	-	Remote control and programming tool up to mounting height 8m	8450 6028 100	1	0,03
	LC-BEG IR-RC	-	-	Remote control and programming adapter for smart phones	8450 6021 100	1	0,04
Sensor	SDBA S23 1500	vw	St.galv.	Extension sensor for SDBA S10, SDBA LC07	8418 6580 201	1	1,10

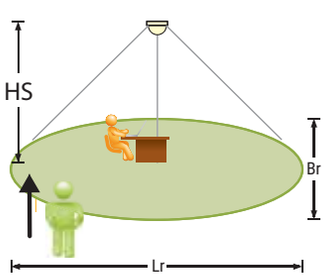

HS	Lr	Br
m	m	m
5,00	26,00	18,00
6,00	26,00	18,00
7,00	28,00	19,00
8,00	28,00	19,00
9,00	30,00	19,00
10,00	30,00	19,00
14,00	30,00	19,00

Refurbishment device mount SDGE T5/T8

▶281

IP 20

Lighting technology SDGE:
- Light distribution direct/indirect distribution

Lamp:
- For fitting with lamp(s) T5 or T8

Housing:
- Refurbishment device mount made of galvanised, profiled sheet steel; surface with polyester resin enamel coating; with two rotary catches
- With fixed rapid installation plug connector for the mounting rail systems SMT and SPT with tool-free phase preselection and locating finger
- Suitable for mounting light control components such as reflectors, mirrors, etc

Switching:
- 1 Controller
- Electronic ballast
- Fixed device mount plug with tool-free phase pre-selection and locating finger







Dimensions

Type	Unit	Versions	LxBxH/DxH
SDGE	1500	T5 1x35, 49, 80 W	1533 x 55 x 77
	1500	T5 2x35, 49, 80 W	1533 x 55 x 77
	1500	T8 1x58W	1533 x 55 x 87
	1500	T8 2x58W	1533 x 101 x 87

SDGE 1x ... T5 SDGE 2x ... T5 SDGE 1x ... T8 SDGE 2x ... T8

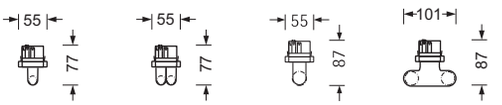

Combination

SMT/SPT+SDGE 2x T5 49 W



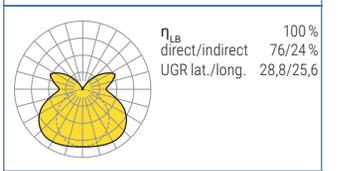

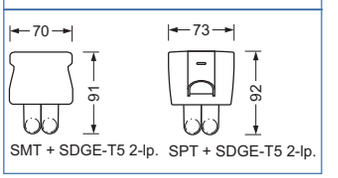

Products

Type	Unit	Lamps	P_{Sys} [W]	Colour	Ballast	Art. no.	kg
T5 - direct/indirect distribution for SMT/SPT systems							
SDGE	1500	T5 1x35/49/80W	52	vw	ECG	1804 1954 100	1,00
		T5 2x35/49W	104	vw	ECG	1804 2964 100	1,10
T8 - direct/indirect distribution for SMT/SPT systems							
SDGE	1500	T8 1x58W	55	vw	ECG	1804 1584 100	1,00
		T8 2x58W	110	vw	ECG	1804 2584 100	1,10

Accessories

	Type	Colour	Material	Details	Art. no.		kg
Design							
Blank cover	SDBK 1500	vw	PVC	for SDT 1500, ATS	1883 7580 100	1	0,24
Protection							
Protective wire cage	SMD 1500	blcr	St.galv.	for SDG... 1500	1885 2580 100	1	2,00
Protective cage mounting	HB -SMD 1200/1500	vw	St.galv.	for SMD.	1885 2000 100	2	0,10


boeketten

Self-supporting reflectors T5 IP20

SDFK - Self-supporting secondary reflector



Lighting technology SDFK:
- Direct/indirect, narrow/wide distribution
- Suitable for single lamp T5 IP20 configuration

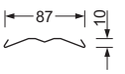

SDFBI - Self-supporting mirror reflector, perforated



Lighting technology SDFBI:
- Direct/indirect, wide distribution

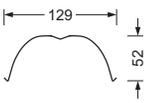

SDFB - Self-supporting mirror reflector



Lighting technology SDFB:
- Direct, wide distribution
- Lighting technology suitable for single and twin lamp T5 IP20 configurations

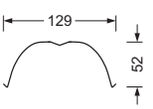

SDT



SDG



SDFB T5



Combination

SDT+SDG+SDFB 2x T5 49 W



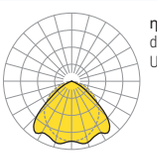

η_{LB}	92 %
direct/indirect	100/0 %
UGR lat./long.	21,2/25,3

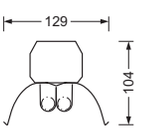

Products

Type	Unit	Colour	Details	LxBxH/DxH	Art. no.	kg
Self-supporting secondary reflector direct/indirect narrow/wide distribution						
SDFK T5 1500	1500	aeh	T5 IP20 1x...	1440 x 87 x 10	1873 7951 100	0,13
Self-supporting mirror reflector direct wide distribution						
SDFB T5 1500	1500	aeh	T5 IP20 1x... 2x...	1550 x 129 x 52	1873 3950 100	0,32
Self-supporting mirror reflector, perforated direct/indirect wide distribution						
SDFBI T5 1500	1500	aeh	T5 IP20 1x... 2x...	1550 x 129 x 52	1873 2950 100	0,30

Self-supporting reflectors T5 IP20

SDFT - Self-supporting mirror reflector



Lighting technology SDFT:
- Direct, narrow distribution
- Lighting technology suitable for single and twin lamp T5 IP20 configurations

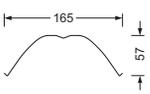

SDFH - Self-supporting mirror reflector



Lighting technology SDFH:
- Direct, extremely narrow distribution
- Lighting technology suitable for single and twin lamp T5 IP20 configurations

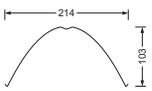

SDFA - Self-supporting mirror reflector



Lighting technology SDFA:
- Direct, asymmetrical distribution
- Lighting technology suitable for single and twin lamp T5 configurations

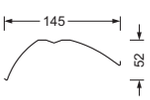

SDT



SDG



SDFH T5



Combination

SDT+SDG+SDFH 2x T5 49 W



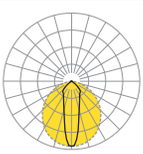

η_{LB}	88 %
direct/indirect	100/0 %
UGR lat./long.	13,8/24,7

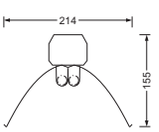

T5/T8 IP20/54

Products

Type	Unit	Colour	Details	LxBxH/DxH	Art. no.	kg
Self-supporting mirror reflector direct asymmetrical distribution						
SDFA T5 1500	1500	aeh	T5 IP20 1x... 2x...	1550 x 145 x 52	1873 6950 100	0,31
Self-supporting mirror reflector direct extremely narrow distribution						
SDFH T5 1500	1500	aeh	T5 IP20 1x... 2x...	1550 x 214 x 103	1873 9950 100	0,52
Self-supporting mirror reflector direct narrow distribution						
SDFT T5 1500	1500	aeh	T5 IP20 1x... 2x...	1550 x 165 x 57	1873 4950 100	0,35

Self-supporting reflectors T8 IP20

SDFA - Self-supporting mirror reflector



Lighting technology SDFA:
- Direct, asymmetrical distribution
- Light technology suitable for single lamp T8 IP20 configuration

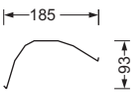

SDFB - Self-supporting mirror reflector



Lighting technology SDFB:
- Direct light distribution, wide-beam
- Lighting technology suitable for single and twin lamp configuration T8 IP20

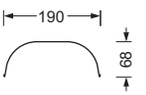

SDT



SDG



SDFT-V T8



SDHS - Self-supporting mirror reflector



Lighting technology SDHS:
- Direct, extremely narrow distribution
- Lighting technology suitable for single lamp T8 IP20 configuration

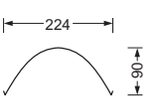

SDFT - Self-supporting mirror reflector



Lighting technology SDFT:
- Direct, narrow distribution
- Lighting technology suitable for single lamp T8 IP20 configuration

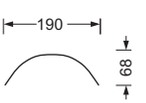

Combination

SDT+SDG+SDFT-V 2x T8 58 W



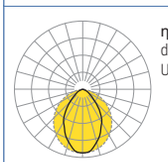

η_{LB}	68 %
direct/indirect	100/0 %
UGR lat./long.	16,4/23,2

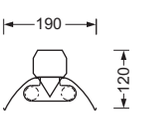

Products

Type	Unit	Colour	Details	LxBxH/DxH	Art. no.	kg
Self-supporting mirror reflector direct asymmetrical distribution						
SDFA T8 1500	1500	aeh	T8 IP20 1x...	1550 x 185 x 93	1873 6580 100	0,53
Self-supporting mirror reflector direct wide distribution						
SDFB T8 1500	1500	aeh	T8 IP20 1x... 2x...	1550 x 190 x 68	1873 3580 100	0,59
Self-supporting mirror reflector direct extremely narrow distribution						
SDHS T8 1500	1500	aeh	T8 IP20 1x... [SDGT] T8 IP20 2x...	1550 x 224 x 90	1870 7580 100	0,70
Self-supporting mirror reflector direct narrow distribution						
SDFT T8 1500	1500	aeh	T8 IP20 1x...	1550 x 190 x 68	1873 4580 100	0,56
SDFT-V T8 1500	1500	aeh	T8 IP20 2x...	1550 x 190 x 68	1873 5580 100	0,72



Reflectors and reflector inserts T5 IP20

SDEC - Comfort reflector, small



Lighting technology SDEC:
- Direct, narrow/wide distribution
- Lighting technology for single and twin lamp T5 IP20 configuration

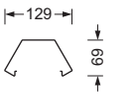

SDECG - Diffuser pane insert, satined



Lighting technology SDECG:
- Direct, distribution by diffuse projecting, frosted polycarbonate profile
- Lighting technology for single and twin lamp T5 IP20 configurations



SDECD - Parabolic louvre insert, highly specular



Lighting technology SDECD:
- Reflectivity-enhanced, high specular aluminium parabolic louvre with darklight reflector optics, 65° < 1000 cd/sqm omnidirectional glare reduction for VDU workstations according to DIN EN 12464-1
- Lighting technology suitable for single and twin lamp T5 IP20 configurations



SDECX - Parabolic louvre insert, silky matt



Lighting technology SDECX:
- Reflectivity enhanced, satin matt anodised aluminium parabolic louvre, 65° < 1000 cd/sqm omnidirectional glare reduction for VDU workstations according to DIN EN 12464-1
- Lighting technology suitable for single and twin lamp T5 IP20 configurations



SDT



SDGV



SDEC



SDECD



Combination

SDT+SDGV-SDEC+SDECD 2x T5 35 W



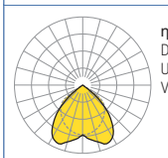

η_{LB} 58 %
Direkt/Indirekt 100/0 %
UGR lat./long. 17,9/19,2
VDU 65° < 1000cd/m²

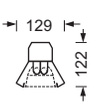

Products

Type	Unit	Colour	Details	LxBxH/DxH	Art. no.	kg
Comfort reflector small						
SDEC 1500	1500	vw	T5 IP20 1x... 2x...	1534 x 129 x 69	1870 6015 100	1,73
		wa	T5 IP20 1x... 2x...	1534 x 129 x 69	1870 6015 105	1,73
SDEC insert - highly specular louvre						
SDECD 1500	1500	aeh	[SDEC] T5 IP20 1x... 2x...	1533 x 90 x 55	1886 6015 170	0,35
SDEC insert - silky matt louvre						
SDECX 1500	1500	aes	[SDEC] T5 IP20 1x... 2x...	1533 x 90 x 55	1886 6015 160	0,29
SDEC insert - pane						
SDECG 1500	1500	tz	[SDEC] T5 IP20 1x... 2x...	1532 x 90 x 15	1877 6015 100	0,46

Accessories

	Type	Colour	Material	Details	Art. no.		kg
Design							
End faces	SDECE	vw	PC	for SDT+SDEC, SDT+SDE	1891 0532 100	2	0,05
	SDECE	wa	PC	for SDT+SDEC, SDT+SDE	1891 0532 105	2	0,05
Mounting							
Tool	SH 55	sw	Polymer	Suction holder, d=55mm for smooth diffuser covers, broad design	9203 0065 100	1	0,08

Reflectors and reflector inserts T5 IP20

SDE - Reflector, small



Lighting technology SDE:
- Direct, wide distribution
- Lighting technology for single and twin lamp T5 IP20 configurations

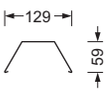

SDEI - Reflector, small, perforated



Lighting technology SDEI:
- Direct/indirect wide distribution
- Lighting technology suitable for single and twin lamp T5 IP20 configurations

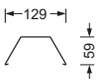

SDELR - cross blade louvre insert



Lighting technology SDELR:
- Direct wide distribution via cross-blade louvre made of sheet steel, white-coated
- Lighting technology for single and twin lamp T5 IP20 configurations

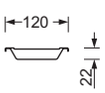

SDEP - Diffuser pane insert, prismatic



Lighting technology SDEP:
- Direct distribution via diffuser, outer prismatics, of acrylic glass
- Lighting technology for single and twin lamp T5 IP20 configurations

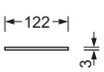

SDT



SDG



SDEI



SDELR



Combination

SDT+SDG+SDEI+SDELR 2x T5 49 W



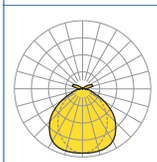

η_{LB} 83 %
direct/indirect 90/10 %
UGR lat./long. 22,8/21,8

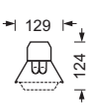

Products

Type	Unit	Colour	Details	LxBxH/DxH	Art. no.	kg
Reflector small						
SDE 1200	1200	vw	T5 IP20 1x... 2x...	1234 x 129 x 59	1870 5012 100	1,13
SDE 1500	1500	vw	T5 IP20 1x... 2x...	1534 x 129 x 59	1870 5015 100	1,40
		wa	T5 IP20 1x... 2x...	1534 x 129 x 59	1870 5015 105	1,40
Reflector small and perforated						
SDEI 1500	1500	vw	T5 IP20 1x... 2x...	1534 x 129 x 59	1870 4015 100	1,30
		wa	T5 IP20 1x... 2x...	1534 x 129 x 59	1870 4015 105	1,30
SDE insert - prismatic pane						
SDEP 1200	1200	tz	[SDE]T5 IP20 1x... 2x...	1232 x 122 x 3	1877 5012 100	0,26
SDEP 1500	1500	tz	[SDE]T5 IP20 1x... 2x...	1532 x 122 x 3	1877 5015 100	0,33
SDE/SDEI insert - cross-blade louvre						
SDELR 1200	1200	vw	[SDE/SDEI] T5 IP20 1x... 2x...	1218 x 120 x 22	1871 5012 100	0,35
SDELR 1500	1500	vw	[SDE/SDEI] T5 IP20 1x... 2x...	1533 x 120 x 22	1871 5015 100	0,46

Accessories

	Type	Colour	Material	Details	Art. no.		kg
Design							
End faces	SDECE	vw	PC	for SDT+SDEC, SDT+SDE	1891 0532 100	2	0,05
	SDECE	wa	PC	for SDT+SDEC, SDT+SDE	1891 0532 105	2	0,05

Reflectors and reflector inserts T8 IP20

SDR - Reflector, large



Lighting technology SDR:
- Direct narrow/wide distribution
- Lighting technology suitable for single and twin lamp T8 IP20 and IP54 and for single and twin lamp T5 IP54 configuration

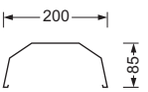

SDRI - Reflector, large, perforated



Lighting technology SDRI:
- Direct/indirect narrow/wide distribution
- Lighting technology suitable for single and twin lamp T8 IP20 configurations

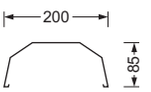

SDT



SDG



SDR



SDLR - cross blade louvre insert



Lighting technology SDLR:
- Direct wide distribution via cross-blade louvre made of sheet steel, white-coated
- Lighting technology suitable for single and twin lamp T8 IP20 and T5 IP54 and for single and twin lamp T5 IP54 configuration

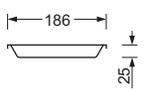

SDP - Diffuser pane insert, prismatic



Lighting technology SDP:
- Direct distribution via diffuser, outer prismatics, of acrylic glass
- Lighting technology suitable for single and twin lamp T8 IP20 and T5 IP54 and for single and twin lamp T5 IP54 configuration

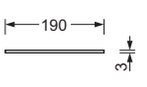

SDLR



Combination

SDT+SDG+SDR+SDLR 2x T8 58 W



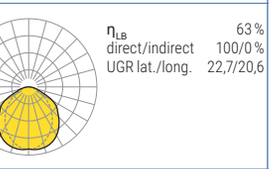

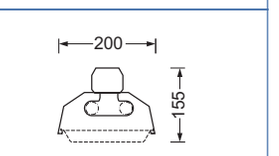

Products

Type	Unit	Colour	Details	LxBxH/DxH	Art. no.	kg
Reflector large						
SDR 1500	1500	vw	T8 IP20 1x... 2x...	1533 x 200 x 85	1870 5580 100	1,90
		wa	T8 IP20 1x... 2x...	1533 x 200 x 85	1870 5580 105	1,90
Reflector large and perforated						
SDRI 1500	1500	vw	T8 IP20 1x... 2x...	1533 x 200 x 85	1870 4580 100	1,72
SDR insert - prismatic pane						
SDP 1500	1500	tz	[SDR] T8 IP20 1x... 2x...	1535 x 190 x 3	1877 5580 100	0,79
SDR/SDRI insert - cross-blade louvre						
SDLR 1500	1500	vw	[SDR/SDRI] T8 IP20 1x... 2x...	1497 x 186 x 25	1871 7580 100	0,73

Accessories

	Type	Colour	Material	Details	Art. no.		kg
Design							
End faces	SDRE	vw	PC	for SDR, SDRI	1891 0032 100	2	0,10
	SDRE	wa	PC	for SDR, SDRI	1891 0032 105	2	0,09

Reflectors and reflector inserts T8 IP20

SDRD - Parabolic louvre insert, highly specular



Lighting technology SDRD:
- High specular aluminium parabolic louvre with darklight reflector optics, 65° < 1000 cd/sqm omnidirectional glare reduction for VDU workstations according to DIN EN 12464-1
- Lighting technology suitable for single lamp T8 IP20 configurations

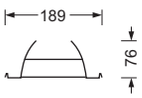

SDSB - Mirror reflector insert, highly specular



Lighting technology SDSB:
- Direct, wide distribution
- Lighting technology suitable for single and twin lamp T8 IP20 or single lamp T5 and T8 IP54 configuration

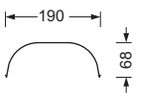

SDT



SDG



SDR



SDRD



Combination

SDT+SDG+SDR+SDRD 1x T8 58 W



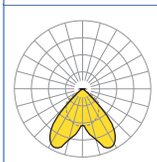

η_{LB}	62 %
direct/indirect	100/0 %
UGR lat./long.	15,8/16,7
VDU	65° < 1000cd/m²

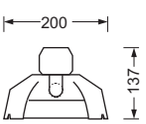

T5/T8 IP20/54

Products

Type	Unit	Colour	Details	LxBxH/DxH	Art. no.	kg
SDR insert - highly specular louvre						
SDRD 1500	1500	aeh	[SDR] T8 IP20 1x...	1533 x 189 x 76	1886 5580 100	1,50
SDR insert- wide distribution reflector						
SDSB 1500	1500	aeh	[SDR] T8 IP20 1x... 2x...	1444 x 190 x 68	1872 7580 100	0,60

Reflectors and reflector inserts T8 IP20

SMC - Comfort reflector, large



Lighting technology SMC:
- Direct, narrow/wide distribution
- Lighting technology suitable for single and twin lamp T8 IP20 configurations

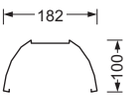

SMCI - Comfort reflector, perforated, large



Lighting technology SMCI:
- Direct/indirect, narrow/wide distribution
- Lighting technology suitable for single and twin lamp T8 IP20 configurations

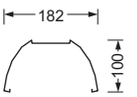

SDT



SDG



SMC



SMLRC - cross blade louvre insert



Lighting technology SMLRC:
- Direct wide distribution via cross-blade louvre made of sheet steel, white-coated
- Lighting technology suitable for single and twin lamp T8 IP20 configurations

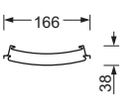

SMPC - Diffuser pane insert, prismatic



Lighting technology SMPC:
- Direct distribution via diffuser, outer prismatics, of acrylic glass
- Lighting technology suitable for single and twin lamp T8 IP20 configurations

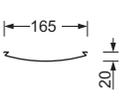

SMPC



Combination

SDT+SDG+SMC+SMPC 1x T8 58 W



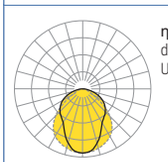

η_{LB}	67 %
direct/indirect	100/0 %
UGR lat./long.	21,3/19,4

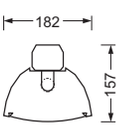

Products

Type	Unit	Colour	Details	LxBxH/DxH	Art. no.	kg
Comfort reflector large						
SMC 1500	1500	vw	T8 IP20 1x... 2x...	1533 x 182 x 100	1888 9580 100	2,72
Comfort reflector large and perforated						
SMCI 1500	1500	vw	T8 IP20 1x... 2x...	1533 x 182 x 100	1888 1580 100	2,22
SMC insert - pane with longitudinal prisms						
SMPC 1500	1500	tz	[SMC] T8 IP20 1x... 2x...	1523 x 165 x 20	1877 1580 100	0,90
SMC/SMCI insert - cross-blade louvre						
SMLRC 1500	1500	vw	[SMC/SMCI] T8 IP20 1x... 2x...	1501 x 166 x 38	1889 1580 100	0,80

Accessories

	Type	Colour	Material	Details	Art. no.		kg
Design							
End faces	SMCE	vw	PC	for SMC, SMCI	1896 0030 100	2	0,20

Reflectors and reflector inserts T8 IP20

SMSDC - Parabolic louvre insert, highly specular



Lighting technology SMSDC:
- Highly specular aluminium parabolic louvre with darklight specular optics, 65° < 1000 cd/m² with omni-directional glare reduction for VDU workstations according to DIN-EN 12464-1
- Lighting technology suitable for single lamp T8 IP20 configuration

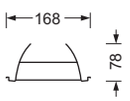

2x SMSAC - Mirror reflector insert, highly specular



Lighting technology 2x SMSAC:
- Direct, wide distribution due to the use of the SMSAC reflector on both sides
- Lighting technology suitable for single lamp T8 IP20 configurations

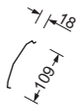

SMSAC - Mirror reflector insert, highly specular



Lighting technology SMSAC:
- Direct, asymmetrical distribution
- Lighting technology suitable for single lamp T8 IP20 configurations

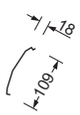

SDT



SDG



SMC



SMSAC



Combination

SDT+SDG+SMC+1xSMSAC 1x T8 58 W



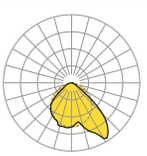

η_{LB}	77 %
direct/indirect	100/0 %
UGR lat./long.	18,5/22,2

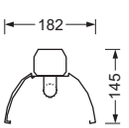

T5/T8 IP20/54

Products

Type	Unit	Colour	Details	LxBxH/DxH	Art. no.	kg
SMC insert - highly specular louvre						
SMSDC 1500	1500	aeh	[SMC] T8 IP20 1x...	1533 x 168 x 78	1886 8580 100	0,64
SMC insert - asymmetric reflector						
SMSAC 1500	1500	aeh	[SMC] T8 IP20 1x...	1460 x 109 x 18	1871 5580 100	0,28
SMC insert - wide distribution						
2x SMSAC 1500	1500	aeh	[SMC] T8 IP20 1x...	1460 x 109 x 18	2x 1 8715 580100	0,28


402



Device mounts SDGRS T5 IP54

▶281

IP 54

Lighting technology SDGRS:
- Direct, wide distribution via reflector with inner specular reflectors of highly specular anodised aluminium and clear cover pane

Lamp:
- For fitting with lamp(s) T5

Housing:
- Pre-galvanised sheet steel surface coated with polyester resin
- Fastening without tools with two screw-fixable spring locks
- With integrated seal to mounting rail and plastic seal to end faces
- In one unit with the sheet steel reflector with a clear, stable cover pane in aluminium frame profile with integrated PU foam seal, can be swung down on both sides and self-engaging
- SDGR..S cover pane made of acrylic sheet and SDGR..S-ESG made of single-pane safety glass

Switching:
- 1 Controller
- Electronic ballast
- Fixed device mount plug with tool-free phase pre-selection and locating finger







Dimensions

Type	Unit	Versions	LxBxH/DxH
SDGR.	1500	T5 2x35, 49, 80 W	1533 x 194 x 105

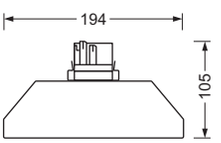

Combination

SDT+SDGRS 2x T5 49 W



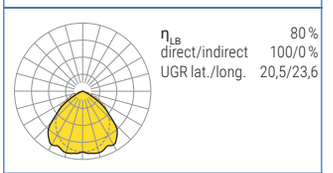

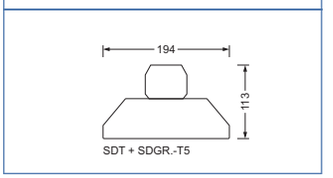

Products

Type	Unit	Lamps	P_{Sys} [W]	Colour	Ballast	Art. no.	kg
T5 - IP54 with reflector and cover pane							
SDGRS	1500	T5 2x35/49/80W	104	vw	ECG	1880 2954 100	5,80
		T5 2x35/49W	104	vw	ECG EM-B3[1)]	1880 2967 700	6,60
T5 - IP54 with reflector, and glass cover pane							
SDGRS-ESG	1500	T5 2x35/49/80W	104	vw	ECG	1881 2954 100	7,00

[1)] +: Luminaires with emergency light unit single battery 3h

Accessories

	Type	Colour	Material	Details	Art. no.		kg
Mounting							
Tool	SH 55	sw	Polymer	Suction holder, d=55mm for smooth diffuser covers, broad design	9203 0065 100	1	0,08

Replacement parts

	Type	Colour	Material	Details	Art. no.		kg
Electrical technology							
Contact pin	SDG -Contact 1-Pol	me	St+mix	for SDT	9200 0267 101	10	0,01

Device mounts SDGRLRS T5 IP54

▶281

IP 54

Lighting technology SDGRLRS:
- Direct, wide distribution via reflector with inner specular reflectors of highly specular anodised aluminium, cross-blade louvre and clear cover pane

Lamp:
- For fitting with lamp(s) T5

Housing:
- Pre-galvanised sheet steel surface coated with polyester resin
- Fastening without tools with two screw-fixable spring locks
- With integrated seal to mounting rail and plastic seal to end faces
- In one unit with the sheet steel reflector with a clear, stable cover pane in aluminium frame profile with integrated PU foam seal, can be swung down on both sides and self-engaging
- SDGR..S cover pane made of acrylic sheet

Switching:
- 1 Controller
- Electronic ballast
- Fixed device mount plug with tool-free phase pre-selection and locating finger







Dimensions

Type	Unit	Versions	LxBxH/DxH
SDGR.	1500	T5 2x35, 49, 80 W	1533 x 194 x 105

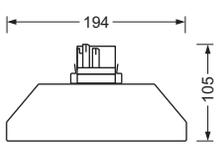

Combination

SDT+SDGRLRS 2x T5 49 W





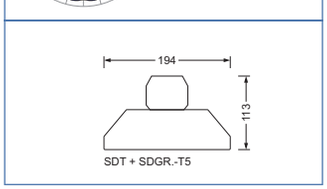

Products

Type	Unit	Lamps	P_{Sys} [W]	Colour	Ballast	Art. no.	kg
T5 - IP54 with reflector, cross-blade louvre and cover pane							
SDGRLRS	1500	T5 2x35/49/80W	104	vw	ECG	1880 2954 120	6,20

Accessories

	Type	Colour	Material	Details	Art. no.		kg
Mounting							
Tool	SH 55	sw	Polymer	Suction holder, d=55mm for smooth diffuser covers, broad design	9203 0065 100	1	0,08

Replacement parts

	Type	Colour	Material	Details	Art. no.		kg
Electrical technology							
Contact pin	SDG -Contact 1-Pol	me	St+mix	for SDT	9200 0267 101	10	0,01

Device mounts SDGS T5/T8 IP54

▶281

IP 54

Lighting technology SDGS:
- Direct / indirect, general diffuse distribution

Lamp:
- For fitting with lamp(s) T5 or T8

Housing:
- Pre-galvanised sheet steel surface coated with polyester resin
- Fastening without tools with two integrated twist-locks
- With integrated seal to mounting rail and plastic seal to end faces
- Suitable for mounting light control components such as reflectors, mirrors, etc

Switching:
- 1 Controller
- Electronic ballast
- Fixed device mount plug with tool-free phase pre-selection and locating finger



SDT





Dimensions

Type	Unit	Versions	LxBxH/DxH
SDGS	1500	T5 1x35, 49, 80 W	1531 x 55 x 107
	1500	T5 2x35, 49, 80 W	1531 x 121 x 107
	1500	T8 1x58W	1531 x 55 x 107
	1500	T8 2x58W	1531 x 121 x 107

SDGS 1x ... T5 SDGS 2x ... T5 SDGS 1x ... T8 SDGS 2x ... T8

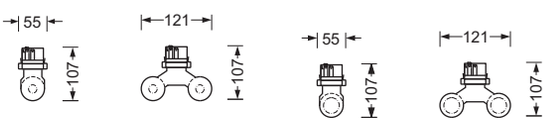

Combination

SDT+SDGS 2x T5 49 W



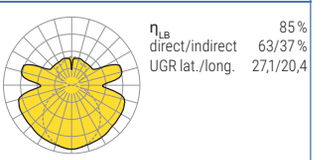

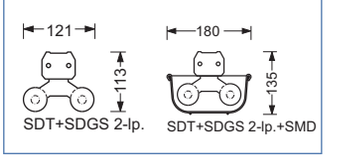

Products

Type	Unit	Lamps	P_{Sys} [W]	Colour	Ballast	Art. no.	kg
T5 - IP54							
SDGS	1500	T5 1x35/49/80W	52	vw	ECG	1846 1954 100	1,28
		T5 2x35/49W	104	vw	ECG	1846 2964 100	1,33
T8 - IP54							
SDGS	1500	T8 1x58W	55	vw	ECG	1846 1584 100	1,28
		T8 2x58W	110	vw	ECG	1846 2584 100	1,33

Accessories

	Type	Colour	Material	Details	Art. no.		kg
Protection							
Protective wire cage	SMD 1500	blcr	St.galv.	for SDG... 1500	1885 2580 100	1	2,00
Protective cage mounting	HB -SMD 1200/1500	vw	St.galv.	for SMD.	1885 2000 100	2	0,10
Lamp protection tube	KSR T5 35/49/1500	kl	PC	for SDGS 35/49	9238 5950 100	1	0,28
	KSR T8 58/1500	kl	PC	for SDGS 58 ECG/HF	9238 5580 100	1	0,29

Replacement parts

	Type	Colour	Material	Details	Art. no.		kg
Electrical technology							
Contact pin	SDG -Contact 1-Pol	me	St+mix	for SDT	9200 0267 101	10	0,01

Device mounts SDGFF T5/T8 IP54

▶281

IP 54

Lighting technology SDGFF:
- Direct / indirect, general diffuse distribution

Lamp:
- For fitting with lamp(s) T5 or T8

Housing:
- Pre-galvanised sheet steel surface coated with polyester resin
- Fastening without tools with two integrated twist-locks
- With integrated seal to mounting rail and plastic seal to end faces
- Fluorescent lamp enclosed with protective glass tube for high fire risk areas
- Suitable for mounting light control components such as reflectors, mirrors, etc

Switching:
- 1 Controller
- Electronic ballast
- Fixed device mount plug with tool-free phase pre-selection and locating finger







Dimensions

Type	Unit	Versions	LxBxH/DxH
SDGFF	1500	T5 1x35, 49, 80 W	1531 x 55 x 107
	1500	T5 2x35, 49 W	1531 x 137 x 107
	1500	T8 1x58W	1531 x 55 x 105
	1500	T8 2x58W	1531 x 137 x 105

SDGFF 1x ... T5 SDGFF 2x ... T5 SDGFF 1x ... T8 SDGFF 2x ... T8

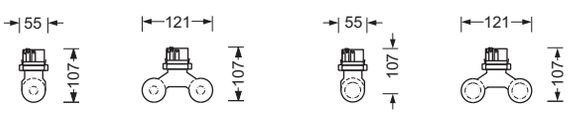

Combination

SDT+SDGFF 1x T8 58 W

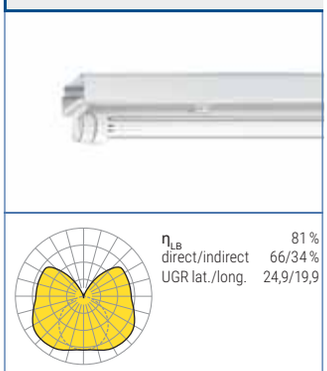

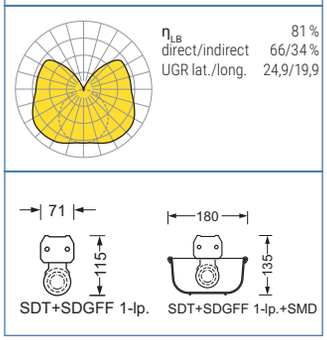

Products

Type	Unit	Lamps	P_{Sys} [W]	Colour	Ballast	Art. no.	kg
T5 - IP54 with protective tube							
SDGFF	1500	T5 1x35/49W	52	vw	ECG	1844 1964 110	1,64
		T5 2x35/49W	104	vw	ECG	1844 2964 110	1,92
T8 - IP54 with protective tube							
SDGFF	1500	T8 1x58W	55	vw	ECG	1844 1584 110	1,62
		T8 2x58W	110	vw	ECG	1844 2584 110	1,92

Accessories

	Type	Colour	Material	Details	Art. no.		kg
Protection							
Protective wire cage	SMD 1500	blcr	St.galv.	for SDG... 1500	1885 2580 100	1	2,00
Protective cage mounting	HB -SMD 1200/1500	vw	St.galv.	for SMD.	1885 2000 100	2	0,10

Replacement parts

	Type	Colour	Material	Details	Art. no.		kg
Electrical technology							
Contact pin	SDG -Contact 1-Pol	me	St+mix	for SDT	9200 0267 101	10	0,01

Device mounts SDGMS T8 IP54

▶281

IP 54

Lighting technology SDGMS:
- Direct / indirect, general diffuse distribution

Lamp:
- For fitting with lamp(s) T8

Housing:
- Pre-galvanised sheet steel surface coated with polyester resin
- Fastening without tools with two integrated twist-locks
- With integrated seal to mounting rail and plastic seal to end faces
- Suitable for mounting light control components such as reflectors, mirrors, etc

Switching:
- Llb A2 inductive
- Fixed device mount plug with tool-free phase pre-selection and locating finger







Dimensions

Type	Unit	Versions	LxBxH/DxH
SDGMS	1500	T8 1x58W	1531 x 55 x 107

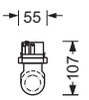

Combination

SDT+SDGMS 1x T8 58 W



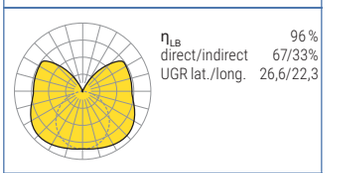

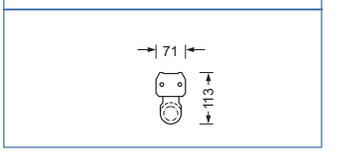

magnetic tough

Everywhere LED and electronics fail, due to general conditions, fluorescent lamp technology T8 with magnetic ballast provides an answer. Simply a robust system.

Products

Type	Unit	Lamps	P_{Sys} [W]	Colour	Ballast	Art. no.	kg
T8 - IP54							
SDGMS	1500	T8 1x58W	62	vw	Llb A2 ind.	1846 1581 110	3,90

Accessories

	Type	Colour	Material	Details	Art. no.		kg
Electrical technology							
Power factor correction	KO 7,0	me	Mix	7.0µF for T8 1/58	8415 0070 100	1	0,04
Protection							
Protective wire cage	SMD 1500	blcr	St.galv.	for SDG... 1500	1885 2580 100	1	2,00
Protective cage mounting	HB -SMD 1200/1500	vw	St.galv.	for SMD.	1885 2000 100	2	0,10
Lamp protection tube	KSR T8 58/1500	kl	PC	for SDGS 58 ECG/HF	9238 5580 100	1	0,29

Replacement parts

	Type	Colour	Material	Details	Art. no.		kg
Electrical technology							
Contact pin	SDG -Contact 1-Pol	me	St+mix	for SDT	9200 0267 101	10	0,01

Blank cover SDBAS IP54

▶281

IP 54

Housing:
- Pre-galvanised sheet steel surface coated with polyester resin
- Blank cover for bridging empty light run units
- Suitable for equipping with further elements such as sensors, reflectors or on-site components
- With integrated seal to mounting rail and plastic seal to end faces

Switching:
- Device mount plug with locating finger for earthing

Details:
- Accessories for SDT IP54 1500







Dimensions

Type	Unit	LxBxH/DxH
SDBAS 1500	1500	1536 x 55 x 30

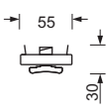

Combination

SDT+SDBAS



Products

Type	Unit	Lamps	lm/W	P_{Sys} [W]	Colour	Ballast	Art. no.	kg
IP54 blank cover of metal - fixing reflector								
SDBAS 1500	1500	-	-	-	vw	-	1882 6580 100	0,89

Replacement parts

	Type	Colour	Material	Details	Art. no.		kg
Electrical technology							
Contact pin	SDG -Contact 1-Pol	me	St+mix	for SDT	9200 0267 101	10	0,01

Sensor device mounts IP54

▶281



SDBAS M12

Sensor unit with attached motion sensor for daylight- and presence-dependent control, wired ready for connection via integrated 11-pole plug connector. For daylight control, a max. mounting height of 5m shall not be exceeded.

System components used: motion sensor LC-BEG PD4-M-DALI-AP
Functions: presence-dependent control of up to 50 DALI control devices.
See Advanced Services chapter for description.

Type	LxBxH/DxH	Art. no.		kg
SDBAS M12 1500	1536 x 102 x 105	8418 1027 205	1	1,20

Accessories

	Type	Colour	Material	Details	Art. no.		kg
Electrical technology							
Light Control	LC-BEG IR-PD-DALI-E	-	-	Remote control and programming tool up to mounting heigh 8m	8450 6028 100	1	0,03
	LC-BEG IR-RC	-	-	Remote control and programming adapter for smart phones	8450 6021 100	1	0,04

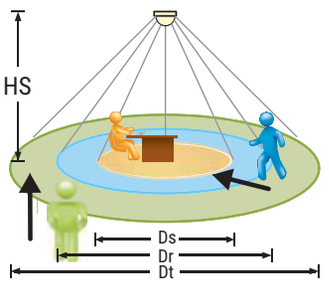

HS	Ds	Dr	Dt
m	m	m	m
2,00	5,20	6,40	17,00
2,50	6,40	8,00	24,00
3,00	7,60	9,60	29,00
3,50	9,00	11,00	34,00
4,00	–	13,60	39,00
4,50	–	14,40	44,00
5,00	–	16,00	48,00
10,00	–	16,00	48,00



SDBAS S10

Sensor unit with attached motion sensor for daylight- and presence-dependent control, wired ready for connection via integrated 11-pole plug connector, with oval, longitudinal detection range.

System components used: motion sensor LC-BEG PD4-M-1C-GH-AP
Functions: presence-dependent switching up to 2300 W, cosφ=1.
See Advanced Serviceschapter for description.

Type	LxBxH/DxH	Art. no.		kg
SDBAS S10 1500	1536 x 102 x 105	8418 1027 203	1	1,20

Accessories

	Type	Colour	Material	Details	Art. no.		kg
Electrical technology							
Light Control	LC-BEG IR-PD4-GH	-	-	Remote control and programming tool	8450 6006 100	1	0,04
	LC-BEG IR-RC	-	-	Remote control and programming adapter for smart phones	8450 6021 100	1	0,04

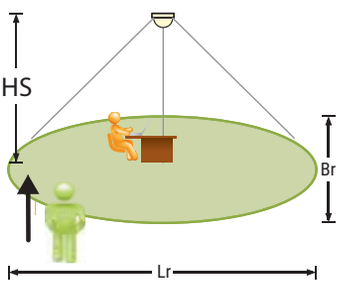

HS	Lr	Br
m	m	m
5,00	26,00	18,00
6,00	26,00	18,00
7,00	28,00	19,00
8,00	28,00	19,00
9,00	30,00	19,00
10,00	30,00	19,00
14,00	30,00	19,00



SDBAS S20

Sensor unit with attached motion sensor for daylight- and presence-dependent control, wired ready for connection via integrated 11-pole plug connector.

System components used: motion sensor LC-BEG PD4-M-1C-AP
Functions: presence-dependent switching up to 2300 W, ;cosφ=1
See Advanced Services chapter for description.

Type	LxBxH/DxH	Art. no.		kg
SDBAS S20 1500	1536 x 102 x 105	8418 1027 204	1	1,20

Accessories

	Type	Colour	Material	Details	Art. no.		kg
Electrical technology							
Light Control	LC-BEG IR-PD-E	-	-	Remote control and programming tool	8450 6027 100	1	0,04
	LC-BEG IR-RC	-	-	Remote control and programming adapter for smart phones	8450 6021 100	1	0,04

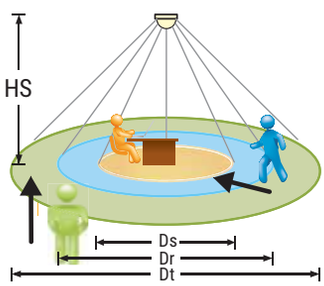

HS	Ds	Dr	Dt
m	m	m	m
2,00	5,20	6,40	17,00
2,50	6,40	8,00	24,00
3,00	7,60	9,60	29,00
3,50	9,00	11,00	34,00
4,00	–	13,60	39,00
4,50	–	14,40	44,00
5,00	–	16,00	48,00
10,00	–	16,00	48,00



SDBAS LC07

Sensor unit with attached motion sensor for daylight linking and presence-dependent control, wired ready for connection via integrated 11-pin plug connector.
System components used: motion sensor LC-BEG PD4-M-DALI-GH-AP
Actuation of up to 50 DALI/DSI controllers as a group; settings both manual and through remote control; any number of slave devices can be connected for the low-cost expansion of the monitoring area; Monitoring area : vertical 360° Oval 1 channel (light control); DALI/DSI-Master max. 50 DALI/DSI ECG; time setting 1-30min; brightness value 10-2500lx; installation height between 5-16m
See Advanced Services chapter for description.

Type	LxBxH/DxH	Art. no.		kg
SDBAS LC07 1500	1536 x 102 x 105	8418 6580 225	1	1,10

Accessories

	Type	Colour	Material	Details	Art. no.		kg
Electrical technology							
Light Control	LC-BEG IR-PD-DALI-E	-	-	Remote control and programming tool up to mounting height 8m	8450 6028 100	1	0,03
	LC-BEG IR-RC	-	-	Remote control and programming adapter for smart phones	8450 6021 100	1	0,04

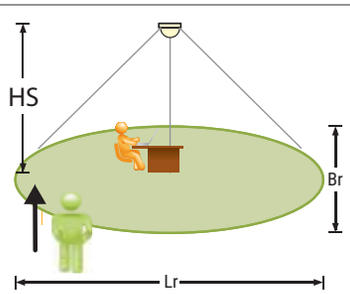

HS	Lr	Br
m	m	m
5,00	26,00	18,00
6,00	26,00	18,00
7,00	28,00	19,00
8,00	28,00	19,00
9,00	30,00	19,00
10,00	30,00	19,00
14,00	30,00	19,00

Self-supporting reflectors T5/T8 IP20/54

SDFA - Self-supporting mirror reflector



Lighting technology SDFA:
- Direct, asymmetrical distribution
- Light technology suitable for single lamp T8 IP20 and IP54 configuration
- Additionally suited for single lamp T5 and T8 IP54 configuration

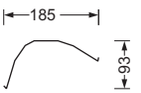

SDFB - Self-supporting mirror reflector



Lighting technology SDFB:
- Direct light distribution, wide-beam
- Lighting technology suitable for single and twin lamp configuration T8 IP20 or single lamp T5 and T8 IP54 configuration

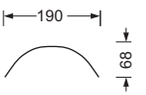

SDT



SDGS



SDFB T8



SDFT - Self-supporting mirror reflector



Lighting technology SDFT:
- Direct, narrow distribution
- Lighting technology suitable for single lamp T5 IP54 and single lamp T8 IP20 and IP54 configuration

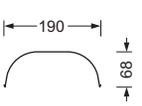

SDHS - Self-supporting mirror reflector



Lighting technology SDHS:
- Direct, extremely narrow distribution
- Lighting technology suitable for single lamp T5 IP54 or single lamp T8 IP20 and IP54 configuration

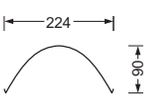

Combination

SDT+SDGS+SDFB 1x T5 80 W





η_{LB} 98 %
direct/indirect 100/0 %
UGR lat./long. 22,0/22,7

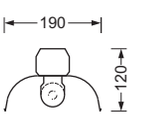

Products

Type	Unit	Colour	Details	LxBxH/DxH	Art. no.	kg
Self-supporting mirror reflector direct asymmetrical distribution						
SDFA T8 1500	1500	aeh	T5 IP54 1x... T8 IP20 1x... T8 IP54 1x...	1550 x 185 x 93	1873 6580 100	0,53
Self-supporting mirror reflector direct wide distribution						
SDFB T8 1500	1500	aeh	T5 IP54 1x... T8 IP20 1x... 2x... T8 IP54 1x...	1550 x 190 x 68	1873 3580 100	0,59
Self-supporting mirror reflector direct extremely narrow distribution						
SDHS T8 1500	1500	aeh	T5 IP54 1x... T8 IP20 1x... T8 IP20 2x... T8 IP54 1x...	1550 x 224 x 90	1870 7580 100	0,70
Self-supporting mirror reflector direct narrow distribution						
SDFT T8 1500	1500	aeh	T5 IP54 1x... T8 IP20 1x... T8 IP54 1x...	1550 x 190 x 68	1873 4580 100	0,56


Cola
Limonade

Reflectors and reflector inserts T5/T8 IP54

SDR - Reflector, large



Lighting technology SDR:
- Direct narrow/wide distribution
- Lighting technology suitable for single and twin lamp T8 IP20 and IP54 and for single and twin lamp T5 IP54 configuration

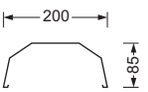

SDLR - cross blade louvre insert



Lighting technology SDLR:
- Direct wide distribution via cross-blade louvre made of sheet steel, white-coated
- Lighting technology suitable for single and twin lamp T8 IP20 and T5 IP54 and for single and twin lamp T5 IP54 configuration

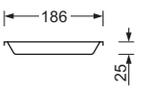

SDP - Diffuser pane insert, prismatic



Lighting technology SDP:
- Direct distribution via diffuser, outer prismatics, of acrylic glass
- Lighting technology suitable for single and twin lamp T8 IP20 and T5 IP54 and for single and twin lamp T5 IP54 configuration

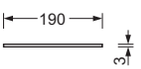

SDT



SDG



SDR



SDLR



Combination

SDT+SDGS+SDR+SDLR 2x T8 58 W



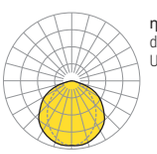

η_{LB} 66 %
direct/indirect 100/0 %
UGR lat./long. 23,4/20,6

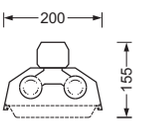

Products

Type	Unit	Colour	Details	LxBxH/DxH	Art. no.	kg
Reflector large						
SDR 1500	1500	vw	T5 IP54 1x... 2x... T8 IP54 1x... 2x...	1533 x 200 x 85	1870 5580 100	1,90
SDR insert - prismatic pane						
SDP 1500	1500	tz	[SDR] T5 IP54 1x... 2x... [SDR] T8 IP54 1x... 2x...	1535 x 190 x 3	1877 5580 100	0,79
SDR/SDRI insert - cross-blade louvre						
SDLR 1500	1500	vw	[SDR] T5 IP54 1x... 2x... [SDR] T8 IP54 1x... 2x...	1497 x 186 x 25	1871 7580 100	0,73

Accessories

	Type	Colour	Material	Details	Art. no.		kg
Design							
End faces	SDRE	vw	PC	for SDR, SDRI	1891 0032 100	2	0,10
	SDRE	wa	PC	for SDR, SDRI	1891 0032 105	2	0,09

Reflectors and reflector inserts T5/T8 IP20/54

SDSB - Mirror reflector insert, highly specular



Lighting technology SDSB:
- Direct, wide distribution
- Lighting technology suitable for single and twin lamp T8 IP20 or single lamp T5 and T8 IP54 configuration

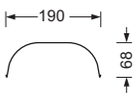

SDT



SDG



SDR



SDSB



Combination

SDT+SDGS+SDR+SDSB 1x T5 80 W





η_{LB}	98 %
direct/indirect	100/0 %
UGR lat./long.	21,9/22,6

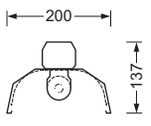

Products

Type	Unit	Colour	Details	LxBxH/DxH	Art. no.	kg
SDR insert- wide distribution reflector						
SDSB 1500	1500	aeh	[SDR] T5 IP54 1x... [SDR] T8 IP20 1x... 2x... [SDR] T8 IP54 1x...	1444 x 190 x 68	1872 7580 100	0,60



High bay and large area luminaires

cake



▸421
- 424 CKHLB LED
- 424 CKHLTB LED
- 424 CKHLT LED
- 424 CKHSB LED

worker



▸429
- 432 WOHSTB LED
- 434 WOHB LED
- 434 WOHT LED
- 434 WOHTB LED



cake



cake – a shining delight

- Extremely robust (IK 08) die-cast aluminium housing
- 2 output levels from approx. 14,000 to approx. 24,000 lumen
- Lighting technology for every application ranging from extra-wide to narrow distribution
- Single-point suspension, with IP65 protection rating with D-marking
- Refractor and mounting bracket available as accessories

LED 5 years warranty

Type overview

- CKHLB LED lens optics direct wide distribution IP 65
- CKHLTB LED lens optics direct narrow/wide distribution IP 65
- CKHLT LED lens optics direct narrow distribution IP 65
- CKHSB Cover pane, clear direct wide distribution IP 65

cake LED



cake LED Highlights

- Luminous fluxes of 14,000 lm to approx. 24,000 lm
- Energy efficiency up to 149 lm/W
- LED service life of 50,000 hours (L80B10 or L80B50)
- Ta -30° C to +45° or +50° C
- IK08 for standard variant with safety glass pane (ESG) and lens variant
- Excellent price-performance ratio
- Single-point suspension
- 45° mounting angle
- D-marking – Luminaire with restricted surface temperature
- Refurbishment luminaire and one-to-one replacement for old HME + HIT + HIE

Refurbishment solution

The single point suspension of the cake greatly simplifies the one-to-one replacement of old luminaires with modern LED technology. The savings in energy costs are immediately apparent when replacing old 400W metal halide lamps. The same goes for the perfect lighting quality. In combination with the minimized expenses for installation, investment costs for renovation are kept to a minimum.





LED replaces HIE	HIE 400W	cake LED 24000
Luminous flux	34000 lm gross	24000 lm net
System output	480 W	160 W
Relative electricity costs	100 %	33%
Savings		67%

LED replaces HME	HME 400W	cake LED 14000
Luminous flux	22000 lm gross	14000 lm net
System output	440 W	96 W
Relative electricity costs	100%	22%
Savings		78%

NEW

cake LED

▶426

IP 65

Mounting:
- Suspended
- Ceiling surface

Housing:
- Housing frame made of die-cast aluminium, black powder-coated

Lighting technology CKHSB:
- Cover pane, clear; safety glass pane
- Beam angle 120°
- Lighting characteristic direct wide distribution

Lighting technology CKHLB:
- LED lens optics; PC plastic
- Beam angle 120°, 90°
- Lighting characteristic direct wide distribution

Lighting technology CKHLTB:
- LED lens optics; PC plastic
- Beam angle 90°, 60°
- Lighting characteristic direct narrow/wide distribution

Lighting technology CKHLT:
- LED lens optics; PC plastic
- Beam angle 50°, 30°
- Lighting characteristic direct narrow distribution
- Glare evaluation UGR ≤ 19

Lamp:
- LED 50000h L80/B10 resp. LED 50000h L80/B50
- CRI ≥ 80 / 4000K
- Risk group 0

Switching:
- 1 Controller
- Electronic driver
- 230V 50Hz

Miscellaneous:
- Electrical connection via connection cable 1,5 m
- Freely suspended luminaires weighing over 5 kg must be secured with two mutually independent suspension systems (in accordance with VDE 0100-718.559.4.1)

Accessories:
- Suspension set CKH-AS and node chain KK for chain suspension, assembly bracket CKH-AB and CKH-AB 45°, to be ordered separately.



CKHLT IP 65 LED 14000 lm 840

η_{LB}	100 %
lm/W	145
direct/indirect	100/0 %
UGR lat./long.	18,6/18,6

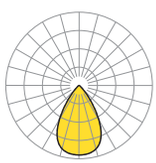

CKHLTB IP 65 LED 24000 lm 840

η_{LB}	100 %
lm/W	147
direct/indirect	100/0 %
UGR lat./long.	22,9/23,1



Dimensions

Type	Versions	LxBxH/DxH
CKH. ED	LED	383 x 182
CKH. DALI	LED	383 x 244

Suspended mounting

14000lm ED

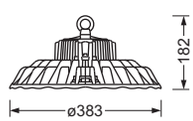

21000lm ED

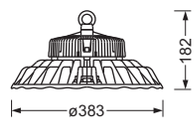

14000/24000lm DALI

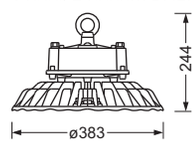

ED version with attachment bracket



DALI version



cake-CKHLB LED



cake-CKHSB LED + CKH-R, CKH-RS



Products

Type	Lamps		lm/W	P_{Sys} [W]	Colour	Ballast	LxBxH/DxH	Art. no.	kg
Cover pane, clear direct wide distribution IP 65									
cake-CKHSB IP 65	LED 14000 840	120	138	96	sw	ED	383 x 182	3713 1114 104	5,12
						DALI[1)]	383 x 244	3713 1116 604	6,58
	LED 21000 840	120	147	140	sw	ED	383 x 182	3713 2114 104	5,56
	LED 24000 840	120	146	160	sw	DALI[1)]	383 x 244	3713 2116 604	6,99
LED lens optics direct wide distribution IP 65									
cake-CKHLB IP 65	LED 14000 840	120	146	96	sw	ED	383 x 182	3713 1114 114	4,93
						DALI[1)]	383 x 244	3713 1116 614	6,40
	LED 21000 840	90	149	140	sw	ED	383 x 182	3713 2114 194	5,50
	LED 24000 840	90	148	160	sw	DALI[1)]	383 x 244	3713 2116 694	6,80
LED lens optics direct narrow/wide distribution IP 65									
cake-CKHLTB IP 65	LED 14000 840	90	147	96	sw	ED	383 x 182	3713 1114 194	4,93
						DALI	383 x 244	3713 1116 694	6,40
	LED 21000 840	60	149	140	sw	ED	383 x 182	3713 2114 164	5,50
	LED 24000 840	60	147	160	sw	DALI[1)]	383 x 244	3713 2116 664	6,80
LED lens optics direct narrow distribution IP 65									
cake-CKHLT IP 65	LED 14000 840	50	145	96	sw	ED	383 x 182	3713 1114 154	4,93
						DALI[1)]	383 x 244	3713 1116 654	6,40
	LED 21000 840	30	139	140	sw	ED	383 x 182	3713 2114 134	5,50
	LED 24000 840	30	138	160	sw	DALI[1)]	383 x 244	3713 2116 634	6,80

[1)] : Luminaires suitable for IoT (Internet of Things)

Mounting accessories

CKH-R



CKH-RS



CKH-AS



KK



CKH-AB



CKH-AB 45°



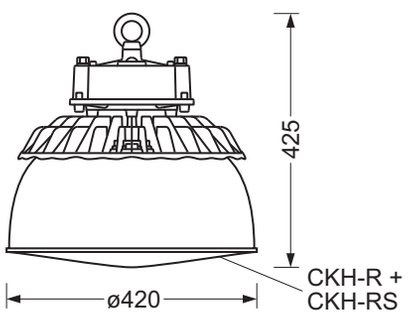

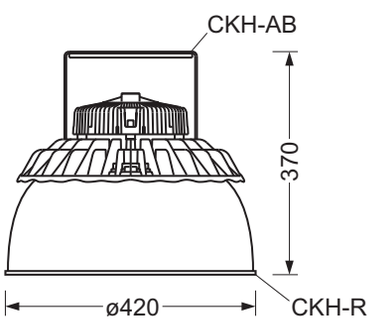

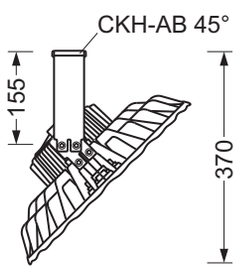

Accessories

	Type	Colour	Material	Details	Art. no.		kg
Lighting technology							
Refractor	CKH-R	tz	PC	for cake up to Ta 45°C	3713 9210 100	1	0,62
	CKH-RS	tz	PC	for cake refractor	3713 9211 100	1	0,37
Mounting							
Chain suspension	CKH-AS	me	St	Chain carabiner for CKH	3713 9241 100	1	0,14
	KK	me	St	Node chain l=30m, for SDT, SDT Basic, ATS, pendant luminaires	9282 9300 100	1	4,60
Mounting-ceiling	CKH-AB	sw	St	Fix attachment bracket for cake	3713 9220 100	1	0,66
	CKH-AB 45°	sw	St	45° adjustable attachment bracket for cake	3713 9221 100	1	0,81




BAY 3199
20



worker

worker – the energy bar for hard work

- Robust high bay surface luminaire with protection rating IP54 or IP65 with D-marking
- Efficient, anti-glare lighting technology with Individual.Lens.Optic
- Lighting characteristics from wide through wide/narrow to narrow distribution
- Output levels from 14,200 to 29,500 lumen
- Suitable for ambient temperatures of -20°C to +45 °C

LED 5 years warranty

Type overview

- WOHSTB Individual.Lens.Optic direct narrow/wide distribution IP 65
- WOHT Individual.Lens.Optic direct narrow distribution IP 54
- WOHB Individual.Lens.Optic direct wide distribution IP 54
- WOHTB Individual.Lens.Optic direct narrow/wide distribution IP 54

worker



The best possible solution for demanding tasks
the worker can do it





The product line with a clear goal:

IFS

For the food and beverage industry

Service life

High LED service life
50.000 h at max. Ta
L80 B10
5 years warranty

Protection class

IP65 and IP54
D-marking



Temperature range

Suitable for
ambient temperatures
of -20°C to +45 °C

Lighting technology

Individual.Lens.Optic
Lighting characteristic:
- wide distribution
- narrow/wide distribution
- narrow distribution
UGR ≤ 19

Power stages

From 14.200 to 29.500 lumen
To 151 lm/W

Accessories

Surface mounting kit for ceiling mounting
Suspension set for chain suspension
Accessories for trunking installation
B3 emergency lighting surface-mounting set
Surface-mounting set sensor for
presence and daylight control
Roof hood

NEW

worker LED

▶-438

LED A++ 9 IK03 CE IP 65

Mounting:
- Suspended
- Ceiling surface
- Mounting rail

Housing:
- Sheet steel housing, powder-coated

Lighting technology WOHSTB:
- Individual.Lens.Optic; PMMA plastic
- Lighting characteristic direct narrow/wide distribution
- Glare evaluation UGR ≤ 19

Lamp:
- LED 50000h L80/B10
- CRI ≥ 80 / 4000K

Switching:
- Various switching modes available
- The number of control gears varies according to the version
- Electronic driver
- 230V 50Hz

Miscellaneous:
- Electrical connection via connection cable 2.3 m.
- Other lighting technology on request

Accessories:
- Surface mounting kit DW 235/80 for ceiling mounting and suspension kit KSH 4 or KKH 4 for chain suspension, B3 emergency lighting surface-mounting set up to Ta 40°C, sensor surface-mounting set for presence and daylight control must be ordered separately

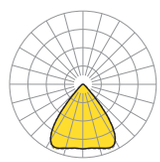

WOHSTB/0700 IP65
LED 14200 lm 840

η_{LB}	100 %
lm/W	145
direct/indirect	100/0 %
UGR lat./long.	18,3/18,9

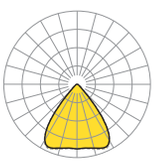

WOHSTB/1000 IP65
LED 21300 lm 840

η_{LB}	100 %
lm/W	145
direct/indirect	100/0 %
UGR lat./long.	18,3/18,9

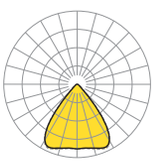

WOHSTB/1300 IP65
LED 28400 lm 840

η_{LB}	100 %
lm/W	145
direct/indirect	100/0 %
UGR lat./long.	18,3/18,9



Dimensions

Type	Versions	LxBxH/DxH	A1	A4	KE X/Y
WOH./0700	LED	688 x 340 x 59	655	235	261 / 0
WOH./1000	LED	1013 x 340 x 59	980	235	423,5 / 0
WOH./1300	LED	1338 x 340 x 59	1305	235	586 / 0

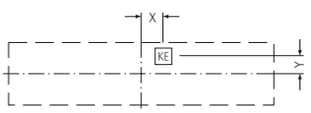

Suspended mounting

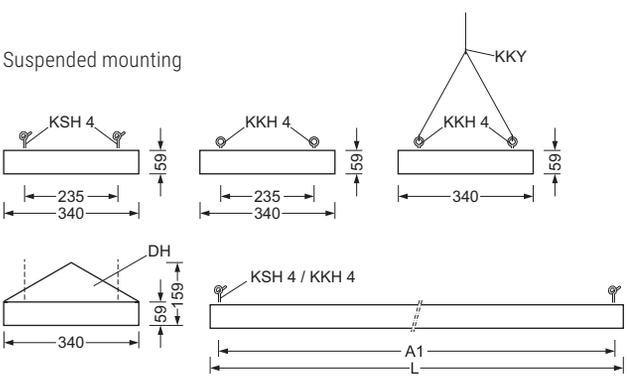

Surface mounting

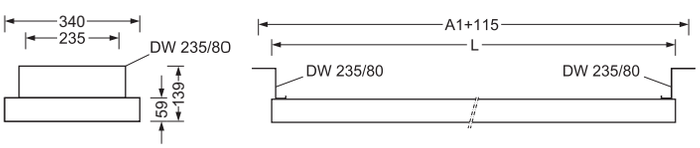

Luminaire surface-mounting set

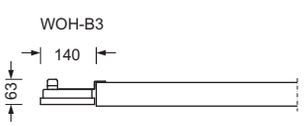





Products

Type	Lamps	lm/W	P_{Sys} [W]	Colour	Ballast	LxBxH/DxH	Art. no.	kg
Individual.Lens.Optic direct narrow/wide distribution IP 65								
worker-WOHSTB/0700 IP65	LED 14200 840	145	98	vw	ED	688 x 340 x 59	3745 0124 130	7,30
					DALI[1)]	688 x 340 x 59	3745 0126 630	7,30
worker-WOHSTB/1000 IP65	LED 21300 840	145	147	vw	ED	1013 x 340 x 59	3745 0224 130	10,30
					DALI[1)]	1013 x 340 x 59	3745 0226 630	10,30
worker-WOHSTB/1300 IP65	LED 28400 840	145	196	vw	ED	1338 x 340 x 59	3745 0324 130	13,10
					DALI[1)]	1338 x 340 x 59	3745 0326 630	13,10

[1)] IoT: Luminaires suitable for IoT (Internet of Things)

Accessories

	Type	Colour	Material	Details	Art. no.		kg
Electrical technology							
Emergency lighting surface-mounting set	WOH-B3	ws	St	for worker, with emergency lighting battery 3h, incl. LED 520lm 857, for max. Ta 40°C	3729 5223 100	1	1,02
Protection							
Roof hood	DH /0700	vw	St	for sportler, worker	3729 0700 100	1	1,50
	DH /1000	vw	St	for sportler, worker	3729 1000 100	1	2,20
	DH /1300	vw	St	for sportler, worker	3729 1300 100	1	2,80
Mounting							
Chain suspension	KK	me	St	Node chain l=30m, for SDT, SDT Basic, ATS, pendant luminaires	9282 9300 100	1	4,60
	KKH 4	me	St	Chain carabiner suspension kit for worker, sportler	3729 0004 100	4	0,11
	KKY 2	me	St	Chain carabiner set for Y suspension	3729 0005 100	2	0,03
	KSH 4	me	St	Chain hook suspension kit for worker	3729 0002 100	4	0,09
Mounting-ceiling	DW 235/80	vw	St	Ceiling brackets fix for sportler, worker	3729 0001 100	2	1,00

worker LED

▶-438

LED A++ IK03 IP 54

Mounting:
- Suspended
- Ceiling surface
- Mounting rail

Housing:
- Sheet steel housing, powder-coated

Lighting technology WOHB:
- Individual.Lens.Optic; PMMA plastic
- Lighting characteristic direct wide distribution

Lighting technology WOHTB:
- Individual.Lens.Optic; PMMA plastic
- Lighting characteristic direct narrow/wide distribution

Lighting technology WOHT:
- Individual.Lens.Optic; PMMA plastic
- Lighting characteristic direct narrow distribution

Lamp:
- LED 50000h L80/B10
- CRI ≥ 80 / 4000K

Switching:
- Various switching modes available
- The number of control gears varies according to the version
- Electronic driver
- 230V 50Hz

Miscellaneous:
- Electrical connection via connection cable 2.3 m.
- Other lighting technology on request

Accessories:
- Surface mounting kit DW 235/80 for ceiling mounting and suspension kit KSH 4 or KKH 4 for chain suspension, B3 emergency lighting surface-mounting set up to TA40°, sensor surface-mounting set for presence and daylight control must be ordered separately.



WOHB/0700 IP54 LED 14600 lm 840		WOHTB/1300 IP54 LED 29200 lm 840		WOHT/1000 IP54 LED 22100 lm 840	
η_{LB}	100 %	η_{LB}	100 %	η_{LB}	100 %
lm/W	149	lm/W	149	lm/W	151
direct/indirect	100/0 %	direct/indirect	100/0 %	direct/indirect	100/0 %
UGR lat./long.	22,1/22,3	UGR lat./long.	19,1/19,4	UGR lat./long.	20,2/21,3



Dimensions

Type	Versions	LxBxH/DxH	A1	A4	KE X/Y
WOH./0700	LED	688 x 340 x 59	655	235	261 / 0
WOH./1000	LED	1013 x 340 x 59	980	235	423,5 / 0
WOH./1300	LED	1338 x 340 x 59	1305	235	586 / 0

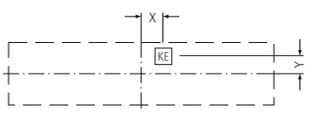

Suspended mounting

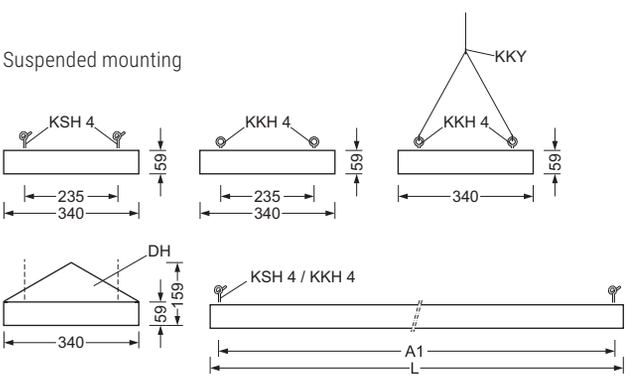

Surface mounting

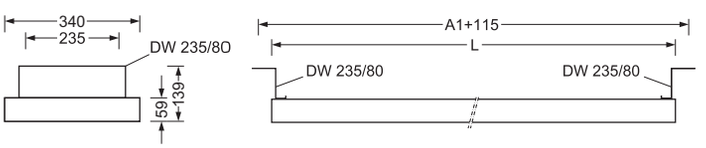

Luminaire surface-mounting set

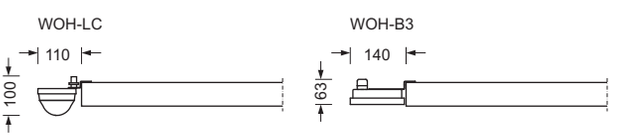

Products

Type	Lamps	lm/W	P_{Sys} [W]	Colour	Ballast	LxBxH/DxH	Art. no.	kg
Individual.Lens.Optic direct wide distribution IP 54								
worker-WOHB/0700 IP54	LED 14600 840	149	98	vw	ED	688 x 340 x 59	3744 0124 110	6,40
					DALI[1)]	688 x 340 x 59	3744 0126 610	6,40
worker-WOHB/1000 IP54	LED 21900 840	149	147	vw	ED	1013 x 340 x 59	3744 0224 110	9,00
					DALI[1)]	1013 x 340 x 59	3744 0226 610	9,00
worker-WOHB/1300 IP54	LED 29100 840	149	196	vw	ED	1338 x 340 x 59	3744 0324 110	11,40
					DALI[1)]	1338 x 340 x 59	3744 0326 610	11,40
Individual.Lens.Optic direct narrow/wide distribution IP 54								
worker-WOHTB/0700 IP54	LED 14600 840	149	98	vw	ED	688 x 340 x 59	3744 0124 130	6,40
					DALI[1)]	688 x 340 x 59	3744 0126 630	6,40
worker-WOHTB/1000 IP54	LED 21900 840	149	147	vw	ED	1013 x 340 x 59	3744 0224 130	9,00
					DALI[1)]	1013 x 340 x 59	3744 0226 630	9,00
worker-WOHTB/1300 IP54	LED 29200 840	149	196	vw	ED	1338 x 340 x 59	3744 0324 130	11,40
					DALI[1)]	1338 x 340 x 59	3744 0326 630	11,40
Individual.Lens.Optic direct narrow distribution IP 54								
worker-WOHT/0700 IP54	LED 14700 840	151	98	vw	ED	688 x 340 x 59	3744 0124 120	6,40
					DALI[1)]	688 x 340 x 59	3744 0126 620	6,40
worker-WOHT/1000 IP54	LED 22100 840	151	147	vw	ED	1013 x 340 x 59	3744 0224 120	9,00
					DALI[1)]	1013 x 340 x 59	3744 0226 620	9,00
worker-WOHT/1300 IP54	LED 29500 840	151	196	vw	ED	1338 x 340 x 59	3744 0324 120	11,40
					DALI[1)]	1338 x 340 x 59	3744 0326 620	11,40

[1)] IoT: Luminaires suitable for IoT (Internet of Things)

Accessories

	Type	Colour	Material	Details	Art. no.		kg
Electrical technology							
Sensor lighting surface-mounting set	WOH-LC ET	ws		Switching sensor LC12-IP54 for motion detection; remote control 8450 6006 100 or 8450 6021 100 required	3729 0007 100	1	1,00
	WOH-LC DALI	ws		LC-07-IP54 DALI sensor for daylight control and motion detection; remote control for up to 8m 8450 6028 100 and over 8m 8450 6021 100 required for the control	3729 0008 100	1	1,00
Light Control	LC-BEG IR-PD-DALI-E			Remote control and programming tool for LC07 to mounting height 8 m	8450 6028 100	1	0,03
	LC-BEG IR-PD4-GH			Remote control and programming tool for LC12	8450 6006 100	1	0,04
	LC-BEG IR-RC			Remote control and programming adapter for smart phones	8450 6021 100	1	0,04
Emergency lighting surface-mounting set	WOH-B3	ws	St	for worker, with emergency lighting battery 3h, incl. LED 520lm 857, for max. Ta 40°C	3729 5223 100	1	1,02
Protection							
Roof hood	DH /0700	vw	St	for sportler, worker	3729 0700 100	1	1,50
	DH /1000	vw	St	for sportler, worker	3729 1000 100	1	2,20
	DH /1300	vw	St	for sportler, worker	3729 1300 100	1	2,80
Mounting							
Chain suspension	KK	me	St	Node chain l=30m, for SDT, SDT Basic, ATS, suspended luminaires	9282 9300 100	1	4,60
	KKH 4	me	St	Chain carabiner suspension kit for worker, sportler	3729 0004 100	4	0,11
	KKY 2	me	St	Chain carabiner set for Y suspension	3729 0005 100	2	0,03
	KSH 4	me	St	Chain hook suspension kit for worker	3729 0002 100	4	0,09
Mounting-ceiling	DW 235/80	vw	St	Ceiling brackets fix for sportler, worker	3729 0001 100	2	1,00

Planning parameters for complete sensor set

WOH-LC07-DALI IP54

Art. no. 3729 0008 100

Oval detection range, can be rotated through 90°
Installation height up to 16m
Daylight and movement detection (can be switched off)
Up to 50 DALI elements, orientation light
Incl. 2.3 m connecting cable and mounting bracket

WOH-LC12-ET IP54

Art. no. 3729 0007 100

Oval detection range, can be rotated through 90°
Installation height up to 16m
Time setting 15s-30min
Motion-dependent switch up to 2300W, 1150VA
Motion-dependent dimming with corridor function devices
Incl. 2.3m connecting cable and mounting bracket

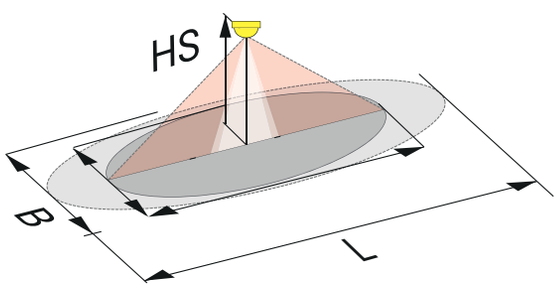

HS	L	B
5,00 m	26,00 m	18,00 m
6,00 m	26,00 m	18,00 m
7,00 m	28,00 m	19,00 m
8,00 m	28,00 m	19,00 m
9,00 m - 16,00 m	30,00 m	19,00 m

Planning example

Industrial, commercial halls

HIE 1/400



worker/1000



General parameters:
Industrial hall for metalworking, 30m x 20m x 8m, installation height 7m, utilization plane 0.75m

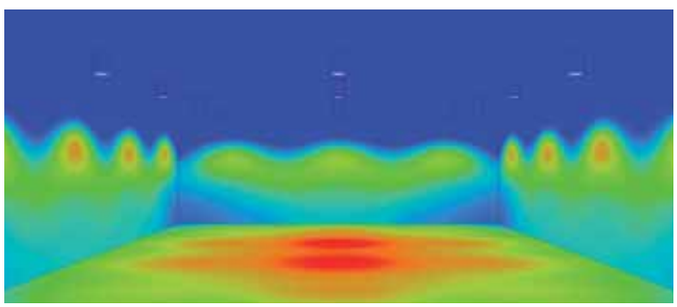

Illuminance (lx)

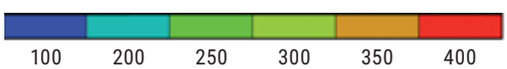

Average illuminance:
Utilization plane 344 lx
UGR=29



Illuminance (lx)

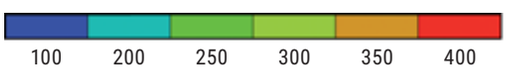

Average illuminance:
Utilization plane 350 lx
UGR=19

Planning

Luminaire	cooky-COHA HIE 1/400 IP40	worker-WOHTB/1000 LED 21900 840 IP54
Quantity of luminaires	12	12
Performance per luminaire (W)	480	147
Performance per facility (kW)	5,76	1,77
Average illuminance (lux)	344	350
Performance per area (W/sqm)	9,60	2,94
Efficiency indicator (W/sqm/100lux)	2,79	0,84
Efficiency gains		ca. 69 %

≤ 20%

further savings through control and regulation technology

Accessories mounting rail installation worker

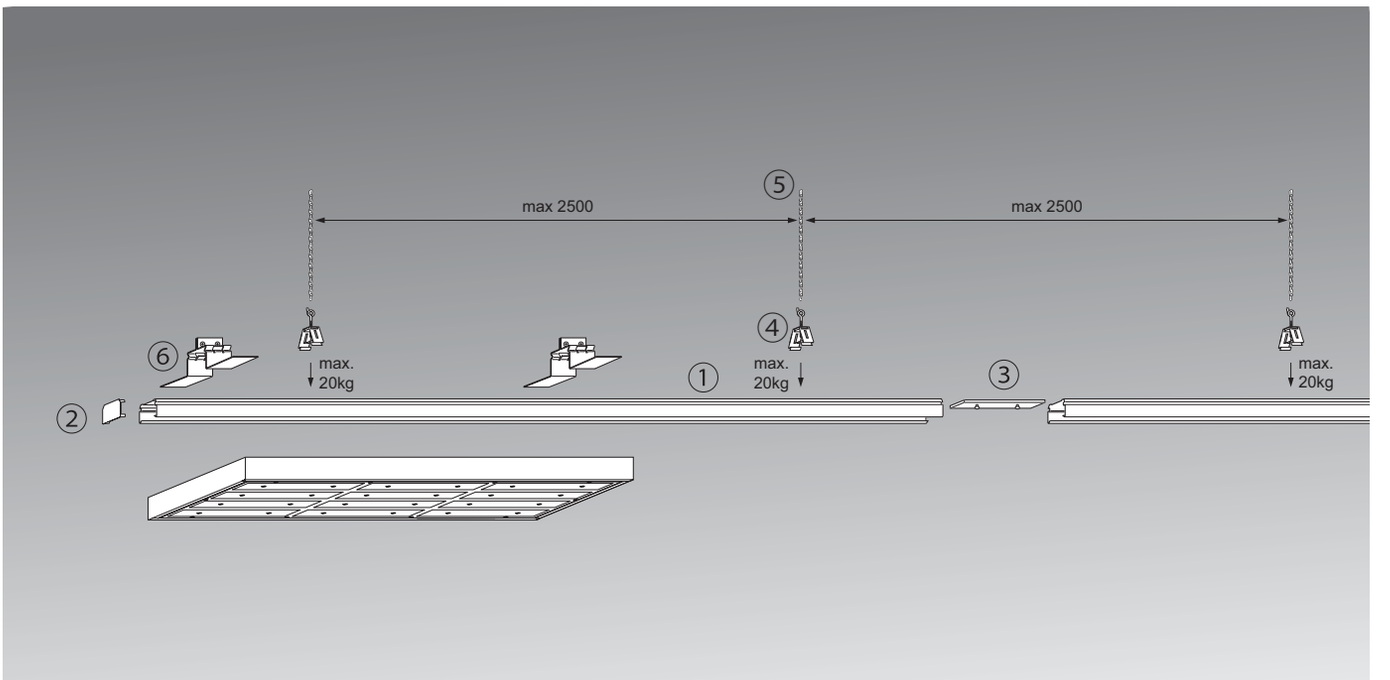

① SDT basic unwired mounting rail
② SDTE mounting rail protective cover (end face)
③ SDTSV mounting rail connector
④ Mounting rail fixing / suspension SDH/SDT-ZA/SDT-AP
⑤ Suspension (chain)
⑥ Luminaire fixing BW-SDT

Accessories

	Type	Colour	Material	Details	Art. no.		kg
Design							
Section cover	SDBAV 1500	vw	St	l=7x219=1533mm for SDT Basic	1884 5580 101	1	0,85
	SDBK 1500	vw	PVC	for SDT 1500, ATS	1883 7580 100	1	0,24
Protection							
Protective cover IP20	SDTE	vw	PC	End face for SDT, ATS	1890 0231 100	2	0,02
Mounting							
Single wire suspension	SDCS	ws	Inox+mix	l=2000mm for SDT	1890 0034 100	1	0,07
	SDCSE	ws	Inox+mix	Canopy D=123mm, rope D=1.5mm, L=2200mm, incl. electrical connection cable 3x1.5mm² for SDT	1890 0044 100	1	0,30
Chain suspension	KK	me	St	Node chain l=30m, for SDT, SDT Basic, ATS, suspended luminaires	9282 9300 100	1	4,60
	KP 80	me	St+PC	Canopy and chain l=800mm for suspended luminaires	9282 9080 100	1	0,27
	SDH	me	Inox	Chain suspension for SDT, ATS	1890 0039 100	1	0,04
	SDT -AP	me	St	Suspension profile, mounting rail connector for SDT; suspension spacing up to 4.5 m	1890 0022 100	1	0,93
	SDT -ZA	me	St	Central bracket for SDT	6820 9300 110	1	0,20
Structure							
Luminaires fixing	BW-SDT	vw	St	SDT mounting set for sportler, worker	3729 0009 100	2	0,88
Mounting rail	SDT Basic 1500/II	vw	St.galv.	l=3070mm 2.6kg for surface-mounted luminaires	1825 2580 150	1	2,60
	SDT Basic 1500/III	vw	St.galv.	l=4605mm 3.9kg for surface-mounted luminaires	1825 3580 150	1	3,90
Mounting rail connector	SDTSV	me	St.galv.	for SDT...Basic, ATS	1890 0092 100	1	0,30





Damp-proof luminaires

WL



▸445
- 446 WBLSPC LED

parsa



▸449
- 450 PSO LED
- 450 PSOPC LED

PU/PC



▸453
- 454 PU T5
- 454 PUPC T5

PA/PC



▸457
- 458 PA T8
- 458 PC T8



Standing and wall-mounted luminaires

MLS ▸ 209



Downlights

doma ▸ 216



relo ▸ 220



loda ▸ 224



scota ▸ 228



Damp-proof luminaires
from other chapters

Pendant luminaires

peanut ▸ 58



Recessed luminaires

planara ▸ 152



protection ▸ 170



Surface-mounted luminaires

protection ▸ 76



peanut ▸ 106



wotek ▸ 114



lens pro ▸ 118



WL ▸ 134



Quick-fit mounting system

SDT-System ▸ 354



High bay and large area luminaires

cake ▸ 424



worker ▸ 434




Umkleide
Damen
Wir müssen leider
draußen bleiben!



WL

WBLSPC LED - economic and energy efficient

- Diffuser luminaires for wall and ceiling installation
- Classic shapes
- Opal diffuser
- Housing polycarbonate
- Protection class IP65

Type overview

▸ WBLSPC Diffuser, opal direct/indirect distribution IP 65

WBLSPC LED

▶136

LED A++ A+ 3000 650°C IK07 IP 65

Mounting:
- Ceiling surface
- Wall mounting

Housing:
- Polycarbonate

Lighting technology WBLSPC:
- Diffuser, opal; PC plastic
- Lighting characteristic direct/indirect distribution
- Suitable for VDU workstations, 65°< 3000 cd/m²

Lamp:
- LED 50000h L80/B10
- CRI ≥ 80 / 3000K, 4000K

Switching:
- 1 Controller
- Electronic driver
- 230V 50Hz

Miscellaneous:
- Luminaires with integrated sensor system available



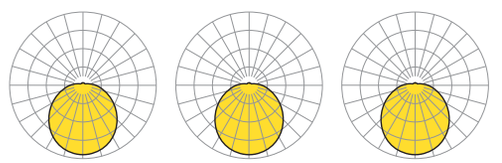

WBLSPC/400 LED 2300 lm 840		WBLSPC/500 LED 2800 lm 830		WBLSPC/500 LED 4500 lm 840	
η_{LB}	100 %	η_{LB}	100 %	η_{LB}	100 %
lm/W	122	lm/W	115	lm/W	122
direct/indirect	89/11 %	direct/indirect	89/11 %	direct/indirect	89/11 %
UGR lat./long.	20,9/20,9	UGR lat./long.	20,1/20,1	UGR lat./long.	21,7/21,7
		VDU	65° < 3000cd/m²		

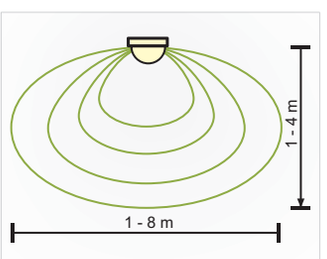

Detection zone of the S9 HF motion sensor.

Dimensions

Type	Versions	LxBxH/DxH	A1	A2
WBLSPC/400	LED	373 x 135	180	255
WBLSPC/500	LED	477 x 160	250	354

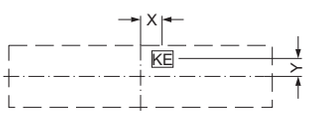

WBLSPC/400

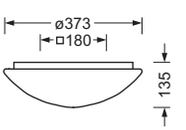

WBLSPC/500

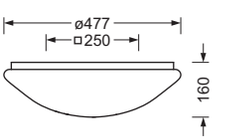

Products

Type	Lamps	lm/W	P_{Sys} [W]	Colour	Ballast	LxBxH/DxH	Art. no.	kg
Diffuser, opal direct/indirect distribution IP 65								
WBLSPC/400	LED 2100 830	115	18	vw	ED	373 x 135	2531 6124 111	1,13
					ED S9[1)]	373 x 135	2534 6124 111	1,23
	LED 2300 840	122	18	vw	ED	373 x 135	2531 6134 111	1,13
					ED S9[1)]	373 x 135	2534 6134 111	1,23
WBLSPC/500	LED 2800 830	115	25	vw	ED	477 x 160	2531 6144 111	2,10
	LED 3000 840	122	25	vw	ED	477 x 160	2531 6154 111	2,10
	LED 4200 830	115	37	vw	ED	477 x 160	2531 6184 111	2,10
	LED 4500 840	122	37	vw	ED	477 x 160	2531 6194 111	2,10

[1)] : Luminaires with sensor

Replacement parts

	Type	Colour	Material	Details	Art. no.	kg	
Lighting technology							
Diffuser	Wanne WBLSPC glatt LED 400	tz	PC	D=373 mm for WBLSPC/400	2531 0400 111	0,27	1
	Wanne WBLSPC glatt LED 500	tz	PC	D=477 mm for WBLSPC/500 with seal	2531 0500 111	0,47	1
Protection							
Seal	Dichtung 400	ga	Mix	for WBLS	2531 6400 110	0,01	1
	Dichtung 500	ga	Mix	for WBLS	2531 6500 110	0,01	1







parsa

parsa – light for challenging environments

- Modern moisture-proof luminaire IP65
- GRP housing combined with either PMMA or polycarbonate diffuser
- Diffuser closing and universal mounting clip made of stainless steel
- Luminaire suitable for loop-through wiring

LED 5 years warranty

Type overview

- PSO Diffuser, opal direct distribution
- PSOPC Diffuser, opal direct distribution impact-resistant

parsa LED

IP 65

Mounting:
- Ceiling surface
- Mounting rail
- Suspended

Housing:
- Made of glass fibre reinforced polyester, stainless steel diffuser clips, device mount made of sheet steel painted white

Lighting technology PSO:
- IK 04
- Diffuser, opal; PMMA plastic
- Lighting characteristic direct distribution

Lighting technology PSOPC:
- IK 06
- Diffuser, opal; PC plastic
- Lighting characteristic direct distribution

Lamp:
- LED 50000h L80/B10
- CRI ≥ 80 / 4000K

Switching:
- 1 Controller
- Electronic driver
- 230V 50Hz

Miscellaneous:
- Suitable for use in ambient temperatures of -20°C to +35°C



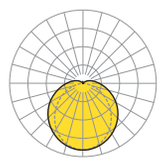

PSO/1200 LED 4500 lm 840		PSO/1500 LED 5800 lm 840		PSOPC/1500 LED 5100 lm 840	
η_{LB}	100 %	η_{LB}	100 %	η_{LB}	100 %
lm/W	143	lm/W	142	lm/W	125
direct/indirect	91/9 %	direct/indirect	91/9 %	direct/indirect	87/13 %
UGR lat./long.	24,4/21,7	UGR lat./long.	24,6/21,9	UGR lat./long.	24,7/21,5



Quick and easy mounting thanks to clip-technics. The housing is fixed to the ceiling by a stainless steel clip and the integrated device mount for the LED-module is easily clipped-in as well.

Dimensions

Type	Versions	LxBxH/DxH	A1	A3	KE X/Y
PSO./1200	LED	1300 x 105 x 117	800	505	650 / 0
PSO./1500	LED	1600 x 105 x 117	1000	605	800 / 0
PSO/1200	LED	1300 x 105 x 117	800	505	650 / 0
PSO/1500	LED	1600 x 105 x 117	1000	605	800 / 0

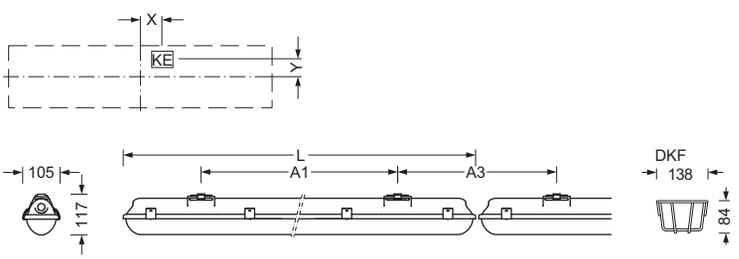

Products

Type	Lamps	lm/W	P_{Sys} [W]	Colour	Ballast	LxBxH/DxH	Art. no.	kg
Diffuser, opal direct distribution								
parsa-PSO/1200	LED 4500 840	143	31	hg	ED	1300 x 105 x 117	5661 2024 110	2,00
					DALI[1)]	1300 x 105 x 117	5661 2026 610	2,02
parsa-PSO/1500	LED 5800 840	142	41	hg	ED	1600 x 105 x 117	5661 5024 110	2,42
					DALI[1)]	1600 x 105 x 117	5661 5026 610	2,45
	LED 9800 840	145	68	hg	ED	1600 x 105 x 117	5661 5034 110	2,60
					DALI[1)]	1600 x 105 x 117	5661 5036 610	2,60
Diffuser, opal direct distribution impact-resistant								
parsa-PSOPC/1200	LED 3900 840	126	31	hg	ED	1300 x 105 x 117	5661 2024 170	2,00
					DALI[1)]	1300 x 105 x 117	5661 2026 670	2,00
parsa-PSOPC/1500	LED 5100 840	125	41	hg	ED	1600 x 105 x 117	5661 5024 170	2,42
					DALI[1)]	1600 x 105 x 117	5661 5026 670	2,42
	LED 8600 840	127	68	hg	ED	1600 x 105 x 117	5661 5034 170	2,60
					DALI[1)]	1600 x 105 x 117	5661 5036 670	2,60

[1)] IoT: Luminaires suitable for IoT (Internet of Things)

Accessories

	Type	Colour	Material	Details	Art. no.		kg
Electrical technology							
Through-wiring cable	PS -DV 1200	ws	H05VV-F	5x1.5mm² for PSO	5661 9200 100	1	0,17
	PS -DV 1500	ws	H05VV-F	5x1.5mm² for PSO	5661 9500 100	1	0,21
Protection							
Protective wire cage	DKF 1200	gecr	St.galv.	for parsa; PU, PUPC T5 1x28/54, 2x28; PA, PC, T8 1x36; KLKF/200 LED	5976 1360 100	1	1,23
	DKF 1500	gecr	St.galv.	for parsa; PU, PUPC T5 1x35/49/80, 2x35/49; PA, PC, T8 1x58; KLKF/1500 LED	5976 1580 100	1	1,54
Protective cage mounting	DKF -HB	vw	St.galv.	Retaining bracket for DKF	5976 1000 100	2	0,10
Mounting							
Chain suspension	PS-AHK	me	St	PS suspension kit for chain/cable	5661 9001 100	2	0,01
Mounting clip	PS-AHS	me	Inox	PS mounting set for SDT rail	5661 9002 100	2	0,03

Replacement parts

	Type	Colour	Material	Details	Art. no.		kg
Lighting technology							
Diffuser	Wanne PSO LED /1200	tz	PMMA	for PSO/1200 LED	5661 2000 110	1	0,28
	Wanne PSO LED 1/1500	tz	PMMA	for PSO/1500 LED	5661 5000 110	1	0,34
	Wanne PSOPC LED 1/1200	tz	PC	for PSOPC/1200 LED	5661 2000 170	1	0,28
	Wanne PSOPC LED 1/1500	tz	PC	for PSOPC/1500 LED	5661 5000 170	1	0,34


3.03
3.04
3.05
3.06



PU, PUPC

PU/PUPC – state-of-the-art both today and tomorrow

- Modern moisture-proof IP65 for T5 configurations
- GRP housing combined with either PMMA or polycarbonate diffuser
- Diffuser closing and universal mounting clip made of stainless steel
- Diffuser with interior longitudinal prismatic structures for narrow/wide distribution

Type overview

- PU Diffuser, clear direct/indirect distribution
- PUPC Diffuser, clear direct/indirect distribution impact-resistant

PU/PC T5

▶460

IK02 CE IP 65

Mounting:
- Ceiling surface
- Mounting rail
- Suspended
- Wall mounting

Housing:
- Made of glass fibre reinforced polyester, stainless steel diffuser clips, device mount made of sheet steel painted white

Lighting technology PU:
- Diffuser, clear; PMMA plastic
- Lighting characteristic direct/indirect distribution

Lighting technology PUPC:
- Diffuser, clear; PC plastic
- Lighting characteristic direct/indirect distribution

Lamp:
- For fitting with lamp(s) T5

Switching:
- 1 Controller
- Electronic ballast
- 230V 50Hz





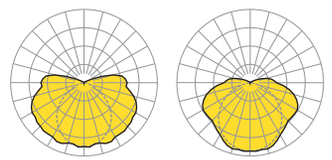

PU 1x T5 54 W		PUPC 2x T5 49 W	
η_{LB}	89 %	η_{LB}	91 %
direct/indirect	87/13 %	direct/indirect	91/9 %
UGR lat./long.	26,5/17,7	UGR lat./long.	27,5/20,9

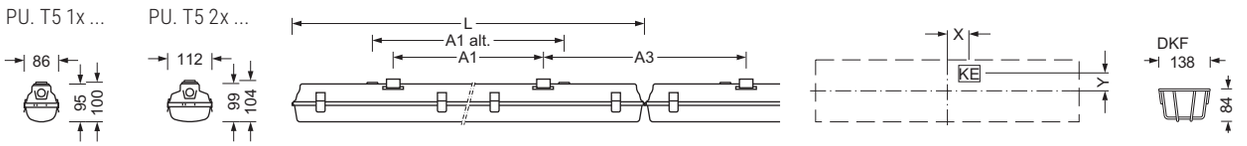

Products

Type	Lamps	P_{Sys} [W]	Colour	Ballast	LxBxH/DxH	Art. no.	kg
Diffuser, clear direct/indirect distribution							
PU	T5 1x28/54W	58	hg	ECG	1277 x 86 x 100	5660 1944 161	1,90
	T5 1x35/49/80W	52	hg	ECG	1577 x 86 x 100	5660 1954 161	2,10
	T5 2x28W	60	hg	ECG	1277 x 112 x 104	5660 2284 161	2,10
	T5 2x35W	76	hg	ECG	1577 x 112 x 104	5660 2354 161	2,30
	T5 2x49W	104	hg	ECG	1577 x 112 x 104	5660 2494 161	2,30
Diffuser, clear direct/indirect distribution impact-resistant							
PUPC	T5 1x28/54W	58	hg	ECG	1277 x 86 x 100	5660 1944 171	1,90
	T5 1x35/49/80W	52	hg	ECG	1577 x 86 x 100	5660 1954 171	2,10
	T5 2x28W	60	hg	ECG	1277 x 112 x 104	5660 2284 171	2,10
	T5 2x35W	76	hg	ECG	1577 x 112 x 104	5660 2354 171	2,30
	T5 2x49W	104	hg	ECG	1577 x 112 x 104	5660 2494 171	2,30

Accessories

	Type	Colour	Material	Details	Art. no.		kg
Electrical technology							
Through-wiring cable	PU -DV 1200	ws	H07V2-U	for PU	5660 9940 100	1	0,22
	PU -DV 1500	ws	H07V2-U	for PU	5660 9950 100	1	0,27
Protection							
Protective wire cage	DKF 1200	gecr	St.galv.	for parsa; PU, PUPC T5 1x28/54, 2x28; PA, PC, T8 1x36; KLKF/200 LED	5976 1360 100	1	1,23
	DKF 1500	gecr	St.galv.	for parsa; PU, PUPC T5 1x35/49/80, 2x35/49; PA, PC, T8 1x58; KLKF/1500 LED	5976 1580 100	1	1,54
Protective cage mounting	DKF -HB	vw	St.galv.	Retaining bracket for DKF	5976 1000 100	2	0,10

Replacement parts

	Type	Colour	Material	Details	Art. no.		kg
Lighting technology							
Diffuser	Wanne PU T5 1/1200	tp	PMMA	for PU T5 1x28/54	5660 1940 160	1	0,30
	Wanne PU T5 1/1500	tp	PMMA	for PU T5 1x35/49/80	5660 1950 160	1	0,45
	Wanne PU T5 2/1200	tp	PMMA	for PU T5 2x28/54	5660 2940 160	1	0,50
	Wanne PU T5 2/1500	tp	PMMA	for PU T5 2x35/49/80	5660 2950 160	1	0,75
	Wanne PUPC T5 1/1200	tz	PC	for PUPC T5 1x28/54	5660 1940 170	1	0,30
	Wanne PUPC T5 1/1500	tz	PC	for PUPC T5 1x35/49/80	5660 1950 170	1	0,45
	Wanne PUPC T5 2/1200	tz	PC	for PUPC T5 2x28/54	5660 2940 170	1	0,50
	Wanne PUPC T5 2/1500	tz	PC	for PUPC T5 2x35/49/80	5660 2950 170	1	0,75




Rahmenvorrichtung 3



PA, PC

PA/PC – the twin products for IP

- Robust IP67 moisture-proof luminaire with T8 lamps
- GRP combined with structured acrylic diffuser
- Extremely robust, and ENEC-certified quality luminaire

Type overview

- PA Diffuser, clear direct/indirect distribution
- PC Diffuser, matt direct/indirect distribution

PA/PC T8

▶460

IP 67

Mounting:
- Ceiling surface
- Mounting rail
- Suspended
- Wall mounting

Housing:
- Glass fibre reinforced polyester, diffuser holding clips made of plastic

Lighting technology PA:
- IK 02
- Diffuser, clear; PMMA plastic
- Lighting characteristic direct/indirect distribution

Lighting technology PC:
- IK 03
- Diffuser, matt; PC plastic
- Lighting characteristic direct/indirect distribution

Lamp:
- For fitting with lamp(s) T8

Switching:
- 1 Controller
- Electronic ballast
- 230V 50Hz





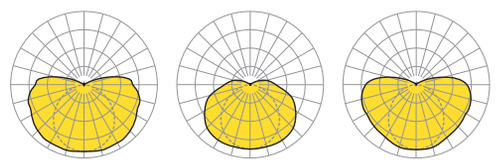

PA 1x T8 18 W	PA 2x T8 36 W	PC 1x T8 58 W
η_{LB} 83 %	η_{LB} 76 %	η_{LB} 72 %
direct/indirect 86/14 %	direct/indirect 90/10 %	direct/indirect 83/17 %
UGR lat./long. 23,8/17,8	UGR lat./long. 25,2/20,2	UGR lat./long. 24,4/18,5

PA, PC T8 1x ... PA, PC T8 2x ...

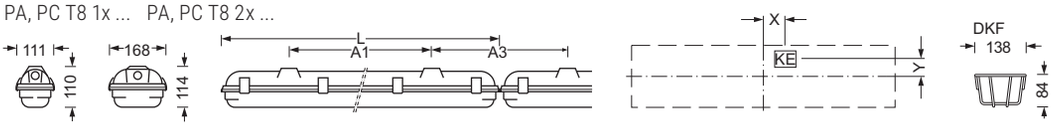

Products

Type	Lamps	P_{Sys} [W]	Colour	Ballast	LxBxH/DxH	Art. no.	kg
Diffuser, clear direct/indirect distribution							
PA	T8 1x18W	19	kg	ECG	673 x 111 x 110	5670 1184 160	1,08
	T8 1x36W	36	kg	ECG	1283 x 111 x 110	5670 1364 160	2,04
	T8 1x58W	55	kg	ECG	1583 x 111 x 110	5670 1584 160	2,42
	T8 2x18W	38	kg	ECG	673 x 168 x 114	5670 2184 160	1,40
	T8 2x36W	72	kg	ECG	1283 x 168 x 114	5670 2364 160	2,75
	T8 2x58W	110	kg	ECG	1583 x 168 x 114	5670 2584 160	3,29
Diffuser, matt direct/indirect distribution							
PC	T8 1x36W	36	kg	ECG	1283 x 111 x 110	5670 1364 170	2,08
	T8 1x58W	55	kg	ECG	1583 x 111 x 110	5670 1584 170	2,50
	T8 2x36W	72	kg	ECG	1283 x 168 x 114	5670 2364 170	2,78
	T8 2x58W	110	kg	ECG	1583 x 168 x 114	5670 2584 170	3,34

Accessories

	Type	Colour	Material	Details	Art. no.		kg
Electrical technology							
Through-wiring cable	FLVPA T8 58	ws	A03S-U	5x1.5mm² for PA..., PC	1958 1580 100	1	0,14
Emergency lamp socket	E14 H	ws	Polymer	E14/IT-25 horiz. for T8	9452 0320 100	1	0,20
Protection							
Protective wire cage	DK 2/1200	gecr	St	for PA, PC	1116 2360 100	1	1,61
	DK 2/1500	gecr	St	for PA, PC	1116 2580 100	1	1,90
	DKF 0600	gecr	St.galv.	for PA T8 1x18, KLKF/0600 LED	5976 1180 100	1	0,72
	DKF 1200	gecr	St.galv.	for parsa; PU, PUPC T5 1x28/54, 2x28; PA, PC, T8 1x36; KLKF/200 LED	5976 1360 100	1	1,23
	DKF 1500	gecr	St.galv.	for parsa; PU, PUPC T5 1x35/49/80, 2x35/49; PA, PC, T8 1x58; KLKF/1500 LED	5976 1580 100	1	1,54
Protective cage mounting	DK -HB 2/	vw	St.galv.	Retaining bracket for DK 2x...	5970 2000 100	2	0,20
	DKF -HB	vw	St.galv.	Retaining bracket for DKF	5976 1000 100	2	0,10
Diffuser clips of stainless steel	PA/PC -CLIPS V2A	me	Inox	for PA..., PC... 18W = 6x, 36W = 8x, 58W 10x	9486 1000 100	1	0,01
Mounting							
Chain suspension	KH	me	St	for ILF, PA..., PC...	9482 2277 100	1	0,03

Replacement parts

	Type	Colour	Material	Details	Art. no.		kg
Lighting technology							
Diffuser	Wanne PA 1/0600	tp	PMMA	for PA T8 1x18	9220 1180 100	1	0,50
	Wanne PA 1/1200	tp	PMMA	for PA T8 1x36	9220 1360 100	1	0,33
	Wanne PA 1/1500	tp	PMMA	for PA T8 1x58	9220 1580 100	1	0,43
	Wanne PA 2/0600	tp	PMMA	for PA T8 2x18	9220 2180 100	1	0,50
	Wanne PA 2/1200	tp	PMMA	for PA T8 2x36	9220 2360 100	1	0,53
	Wanne PA 2/1500	tp	PMMA	for PA T8 2x58	9220 2580 100	1	0,70
	Wanne PC 1/1200	tz	PC	for PC T8 1x36	9220 1365 100	1	0,33
	Wanne PC 1/1500	tz	PC	for PC T8 1x58	9220 1585 100	1	0,47
	Wanne PC 2/1200	tz	PC	for PC T8 2x36	9220 2365 100	1	0,53
	Wanne PC 2/1500	tz	PC	for PC T8 2x58	9220 2585 100	1	0,80
Mounting							
Small parts bag	PA - PC Kleinteilebeutel PA	ga	Mix	for PA, PC	5670 1000 100	1	0,02



Accessories for mounting rail installation

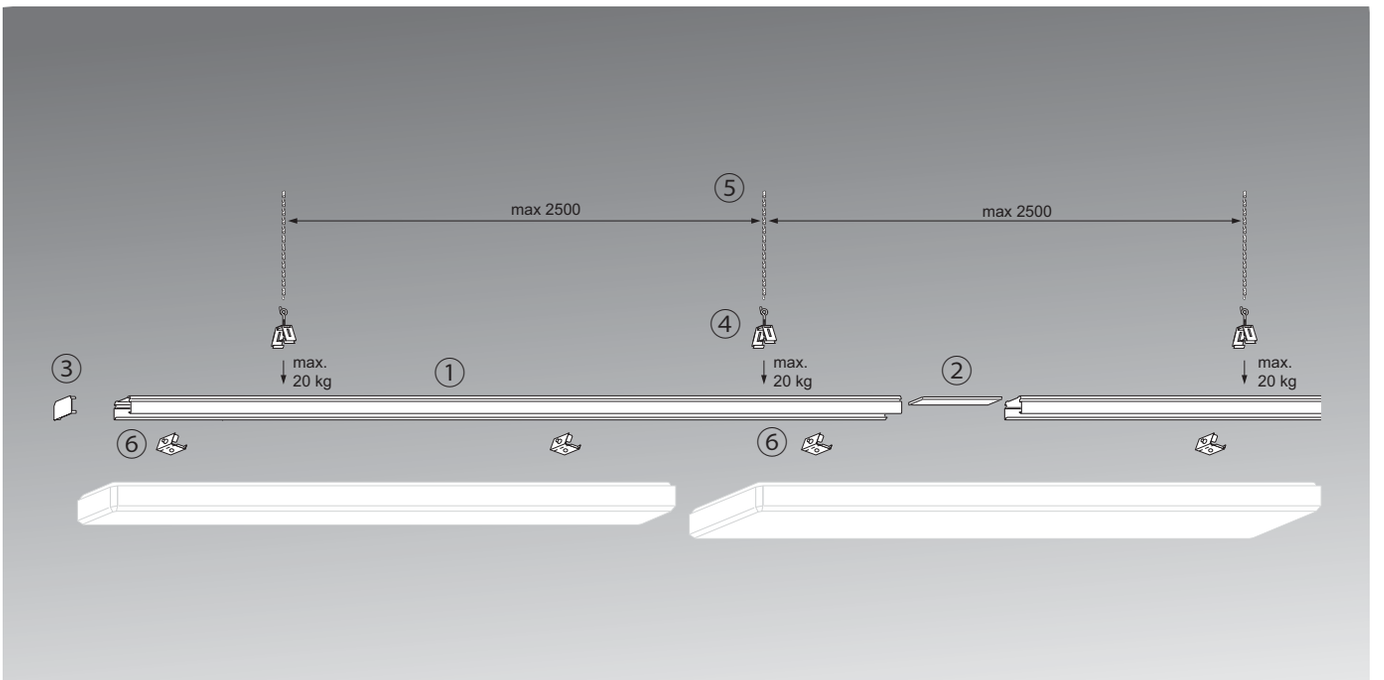

① ATS unwired mounting rail
② SDTSV mounting rail connector
③ SDTE mounting rail protective cover (end face)
④ Mounting rail fixing / suspension SDA/SDH
⑤ Suspension (chain) /KP/KK
⑥ Luminaire fixing ATSLA

Accessories

	Type	Colour	Material	Details	Art. no.		kg
Design							
Section cover	SDBK 1500	vw	PVC	for SDT 1500, ATS	1883 7580 100	1	0,24
Protection							
Protective cover IP20	SDTE	vw	PC	End face for SDT, ATS	1890 0231 100	2	0,02
Mounting							
Chain suspension	KK	me	St	Node chain l=30m, for SDT, SDT Basic, ATS, suspended luminaires	9282 9300 100	1	4,60
	KP 80	me	St+PC	Canopy and chain l=800mm for suspended luminaires	9282 9080 100	1	0,27
	SDH	me	Inox	Chain suspension for SDT, ATS	1890 0039 100	1	0,04
Mounting clip	SDA	me	Inox	for ATS at ceiling	1890 0023 100	1	0,01
Structure							
Luminaires fixing	ATSLA	me	Inox	for ATS	1890 0088 100	1	0,02
	SDLA	me	St.galv.	for SDT Basic	1890 0058 100	1	0,03
Mounting rail	ATS 1500/II	ap	Al	l=3070mm	1890 0082 100	1	1,85
	ATS 1500/III	ap	Al	l=4605mm	1890 0083 100	1	2,77
Mounting rail connector	SDTSV	me	St.galv.	for SDT...Basic, ATS	1890 0092 100	1	0,30


TNH
R1
B1
A2



Sport hall luminaires

sportler



▸465
- ▸466 SOHB LED
- ▸466 SOHTB LED

THL



▸473
- ▸474 THLA LED
- ▸476 THLE LED


Turnverein
Hofheim
1861e.V.
Turnverein
Hofheim
1861e.V.



sportler

sportler – a winner for sports halls

- Ball impact-resistant, high-bay flat panel luminaire
- Efficient, anti-glare lighting technology with Individual.Lens.Optic
- Further light characteristics possible
- Output levels from 14,600 to 29,200 lumen
- Variety of mounting options

LED 5 years warranty

Type overview

- SOHB Individual.Lens.Optic direct wide distribution
- SOHTB Individual.Lens.Optic direct narrow/wide distribution

sportler LED

▶469 ▶470

IP 40

Mounting:
- Suspended
- Ceiling surface
- Mounting rail

Housing:
- Sheet steel housing, powder-coated

Lighting technology SOHB:
- Individual.Lens.Optic; PMMA plastic
- Lighting characteristic direct wide distribution

Lighting technology SOHTB:
- Individual.Lens.Optic; PMMA plastic
- Lighting characteristic direct narrow/wide distribution

Lamp:
- LED 50000h L80/B10
- CRI ≥ 80 / 4000K

Switching:
- Various switching modes available
- The number of control gears varies according to the version
- Electronic driver
- 230V 50Hz

Miscellaneous:
- Electrical connection via connection cable 2.3m

Accessories:
- Protection and mounting accessories must be ordered separately



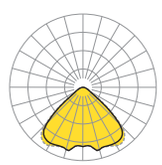

SOHB/0700 IP40 LED 14600 lm 840

η_{LB}	100 %
lm/W	149
direct/indirect	100/0 %
UGR lat./long.	22,1/22,3

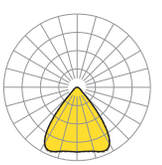

SOHTB/1000 IP40 LED 21900 lm 840

η_{LB}	100 %
lm/W	149
direct/indirect	100/0 %
UGR lat./long.	19,1/19,4

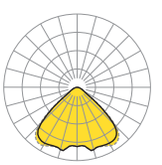

SOHB/1300 IP40 LED 29100 lm 840

η_{LB}	100 %
lm/W	149
direct/indirect	100/0 %
UGR lat./long.	22,1/22,3

Dimensions

Type	Versions	LxBxH/DxH	A1	A4	KE X/Y
SOH./0700	LED	688 x 340 x 59	655	235	261 / 0
SOH./1000	LED	1013 x 340 x 59	980	235	423,5 / 0
SOH./1300	LED	1338 x 340 x 59	1305	235	586 / 0

Mounting video

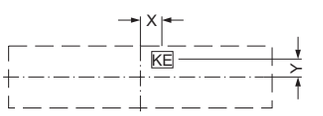

Surface mounting

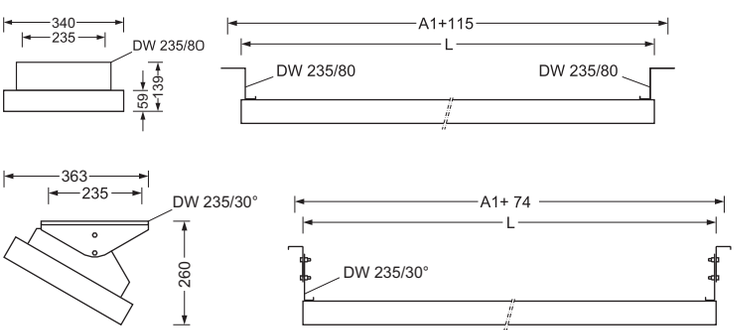

Suspended mounting

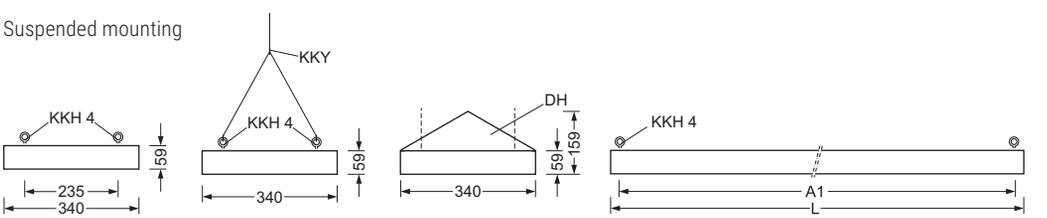





Products

Type	Lamps	lm/W	P_{Sys} [W]	Colour	Ballast	LxBxH/DxH	Art. no.	kg
Individual.Lens.Optic direct wide distribution								
sportler-SOHB/0700 IP40	LED 14600 840	149	98	vw	ED	688 x 340 x 59	3743 0124 110	6,40
					DALI[1)]	688 x 340 x 59	3743 0126 610	6,40
sportler-SOHB/1000 IP40	LED 21900 840	149	147	vw	ED	1013 x 340 x 59	3743 0224 110	9,00
					DALI[1)]	1013 x 340 x 59	3743 0226 610	9,00
sportler-SOHB/1300 IP40	LED 29100 840	149	196	vw	ED	1338 x 340 x 59	3743 0324 110	11,40
					DALI[1)]	1338 x 340 x 59	3743 0326 610	11,40
Individual.Lens.Optic direct narrow/wide distribution								
sportler-SOHTB/0700 IP40	LED 14600 840	149	98	vw	ED	688 x 340 x 59	3743 0124 130	6,40
					DALI[1)]	688 x 340 x 59	3743 0126 630	6,40
sportler-SOHTB/1000 IP40	LED 21900 840	149	147	vw	ED	1013 x 340 x 59	3743 0224 130	9,00
					DALI[1)]	1013 x 340 x 59	3743 0226 630	9,00
sportler-SOHTB/1300 IP40	LED 29200 840	149	196	vw	ED	1338 x 340 x 59	3743 0324 130	11,40
					DALI[1)]	1338 x 340 x 59	3743 0326 630	11,40

[1)] IoT: Luminaires suitable for IoT (Internet of Things)

Further extremely glare-free variants for all sports according to EN 12193 are shown on www.regiolux.de

Accessories

	Type	Colour	Material	Details	Art. no.		kg
Protection							
Roof hood	DH /0700	vw	St	for sportler, worker	3729 0700 100	1	1,50
	DH /1000	vw	St	for sportler, worker	3729 1000 100	1	2,20
	DH /1300	vw	St	for sportler, worker	3729 1300 100	1	2,80
Mounting							
Chain suspension	KK	me	St	Node chain l=30m, for SDT, SDT Basic, ATS, suspended luminaires	9282 9300 100	1	4,60
	KKH 4	me	St	Chain carabiner suspension kit for worker, sportler	3729 0004 100	4	0,11
	KKY 2	me	St	Chain carabiner set for Y suspension	3729 0005 100	2	0,03
Mounting-ceiling	DW 235/80	vw	St	Ceiling brackets fix for sportler, worker	3729 0001 100	2	1,00
	DW 235/30°	vw	St	Ceiling brackets variable for sportler	3729 0006 100	2	1,62

Planning a sports hall

Gymnasium
In the case of an inclined roof surface an individual lighting calculation is recommended.
Mounting height MH = 7 m
Calculation basis/legend
E = Nominal illuminance
E_m = Average illuminance (hall)
$E_{m\,1/3}$ = Average illuminance (1/3 hall)
Ulilisation plane = 0,0 m
Reflection values
ρ = 0,7 (ceiling)/ 0,5 (wall)/ 0,3 (floor)
a_1 / a_2 / a_3 = Longitudinal spacing
b_1 / b_2 = Transverse spacing
G_1 = E_{min} : E_m
Lamps:
LED LC 840

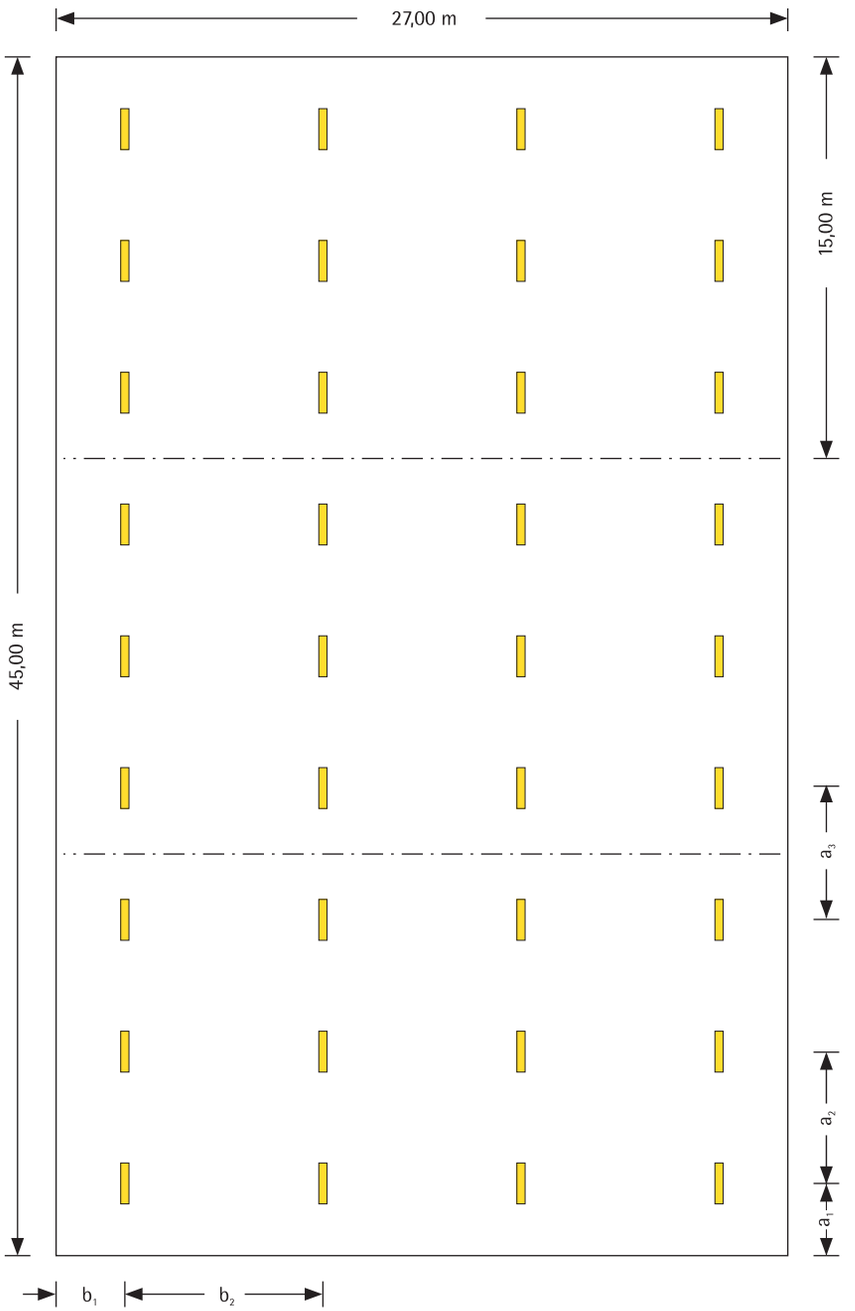

Type	lamps	E	no. of luminaires	Total power consumption (incl. ED)	a_1	a_2	a_3	b_1	b_2	G_1	E_m	$E_{m\,1/3}$
SOHB/700	LED 14600	300 lx	4 x 9 = 36	3,525 kW	2,50 m	5,00 m	5,00 m	2,25 m	7,50 m	1 : 1,3	360 lx	320 lx
SOHB/700	LED 14600	500 lx	4 x 12 = 48	4,700 kW	1,88 m	3,75 m	3,75 m	2,25 m	7,50 m	1 : 1,3	500 lx	420 lx
SOHB/1000	LED 21900	300 lx	4 x 6 = 24	3,526 kW	3,75 m	7,50 m	7,50 m	2,25 m	7,50 m	1 : 1,3	360 lx	320 lx
SOHB/1000	LED 21900	500 lx	4 x 9 = 36	5,289 kW	2,50 m	5,00 m	5,00 m	2,25 m	7,50 m	1 : 1,3	540 lx	470 lx
SOHB/1300	LED 29100	300 lx	3 x 6 = 18	3,525 kW	3,75 m	7,50 m	7,50 m	4,50 m	9,00 m	1 : 1,3	370 lx	320 lx
SOHB/1300	LED 29100	500 lx	4 x 6 = 24	4,700 kW	3,75 m	7,50 m	7,50 m	2,25 m	7,50 m	1 : 1,3	500 lx	430 lx
SOHTB/700	LED 14600	300 lx	4 x 9 = 36	3,525 kW	2,50 m	5,00 m	5,00 m	2,25 m	7,50 m	1 : 1,3	380 lx	340 lx
SOHTB/700	LED 14600	500 lx	4 x 12 = 48	4,700 kW	1,88 m	3,75 m	3,75 m	2,25 m	7,50 m	1 : 1,3	500 lx	450 lx
SOHTB/1000	LED 21900	300 lx	4 x 6 = 24	3,526 kW	3,75 m	7,50 m	7,50 m	2,25 m	7,50 m	1 : 1,3	380 lx	350 lx
SOHTB/1000	LED 21900	500 lx	4 x 9 = 36	5,289 kW	2,50 m	5,00 m	5,00 m	2,25 m	7,50 m	1 : 1,3	560 lx	510 lx
SOHTB/1300	LED 29200	300 lx	3 x 6 = 18	3,525 kW	3,75 m	7,50 m	7,50 m	4,50 m	9,00 m	1 : 1,3	390 lx	350 lx
SOHTB/1300	LED 29200	500 lx	4 x 6 = 24	4,700 kW	3,75 m	7,50 m	7,50 m	2,25 m	7,50 m	1 : 1,3	510 lx	460 lx

Accessories mounting rail installation

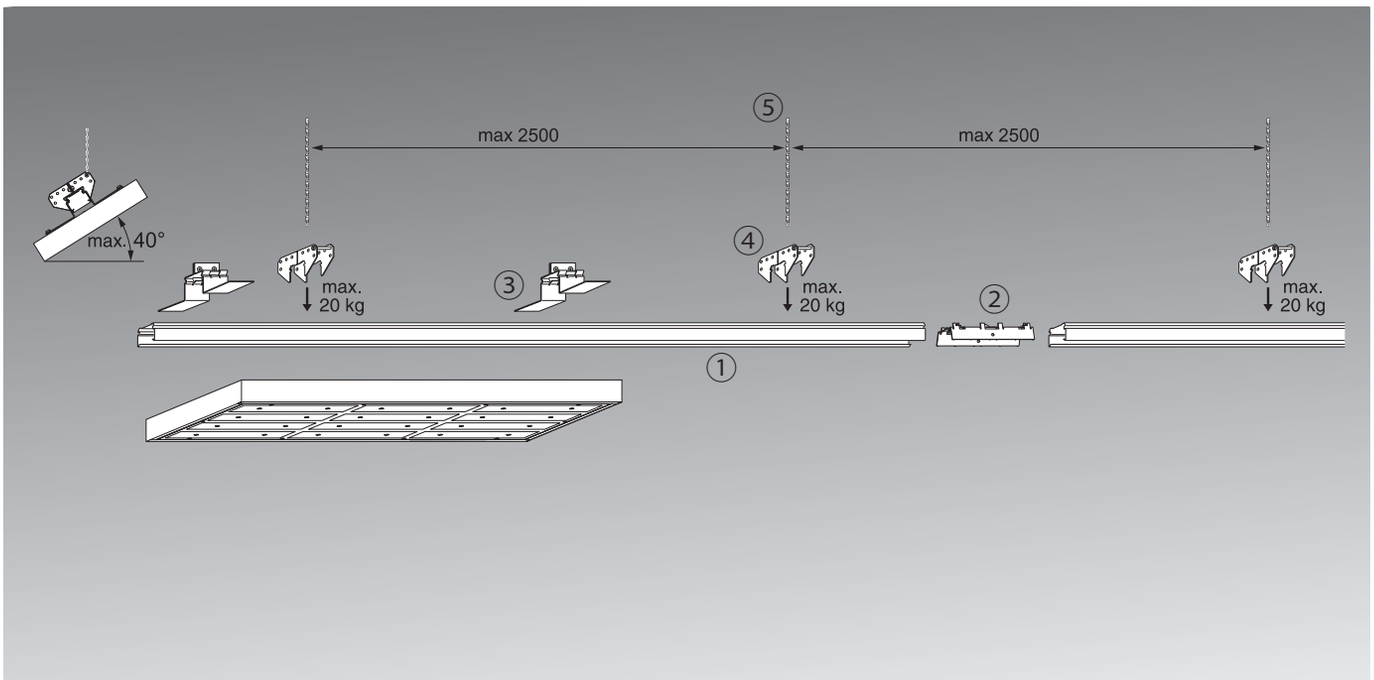

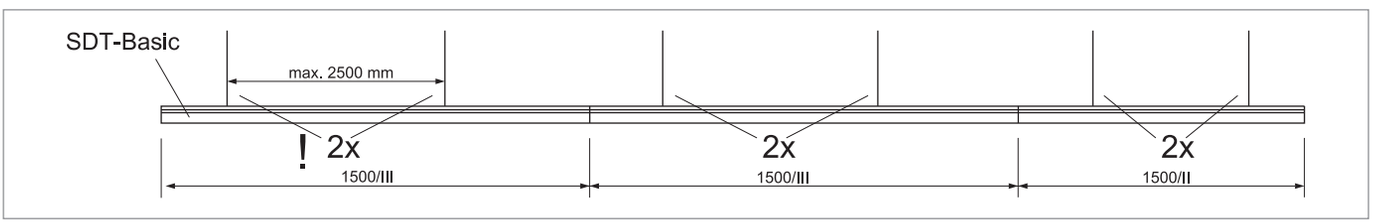

① SDT basic unwired mounting rail
② SDTV mounting rail connector
③ Luminaire fixing BW-SDT
④ Angled bracket SDT-WA
⑤ Suspension (chain) KK

Accessories

	Type	Colour	Material	Details	Art. no.		kg
Design							
Section cover	SDBAV 1500	vw	St	l=7x219=1533mm for SDT Basic	1884 5580 101	1	0,85
Mounting							
Chain suspension	KK	me	St	Node chain l=30m, for SDT, SDT Basic, ATS, suspended luminaires	9282 9300 100	1	4,60
	SDT -WA	me	St	Angled bracket for SDT Basic	6820 9300 120	1	0,25
Structure							
Luminaires fixing	BW-SDT	vw	St	SDT mounting set for sportler, worker	3729 0009 100	2	0,88
Mounting rail	SDT Basic 1500/II	vw	St.galv.	l=3070mm 2.6kg for surface-mounted luminaires	1825 2580 150	1	2,60
	SDT Basic 1500/III	vw	St.galv.	l=4605mm 3.9kg for surface-mounted luminaires	1825 3580 150	1	3,90
Mounting rail connector	SDTV	me	St.galv.	for SDT	1820 0020 100	1	0,22

Mounting note sportler

Surface mounting

DW 235/80

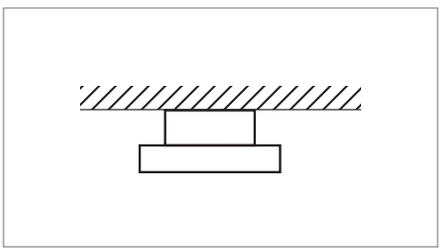

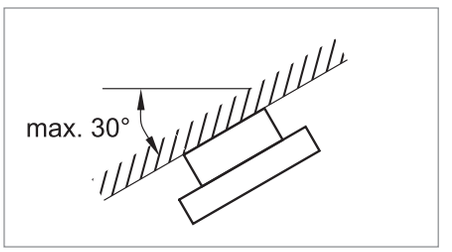

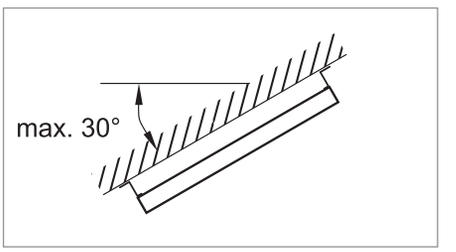

DW 235/30°

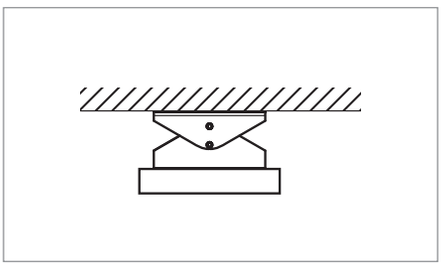

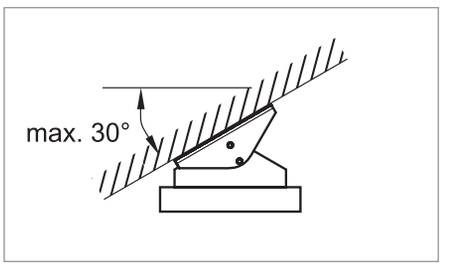

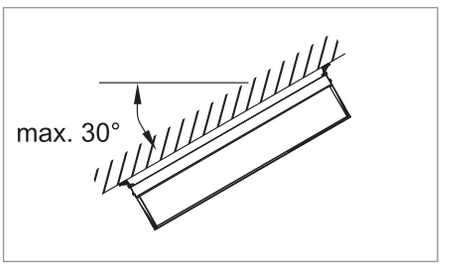

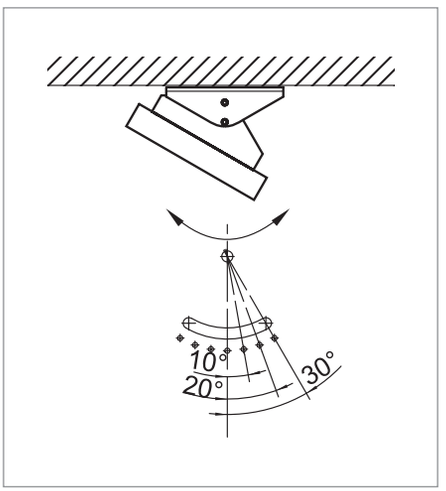

Suspended mounting

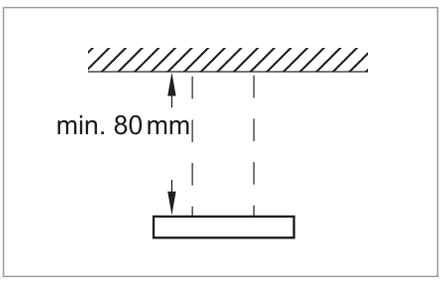

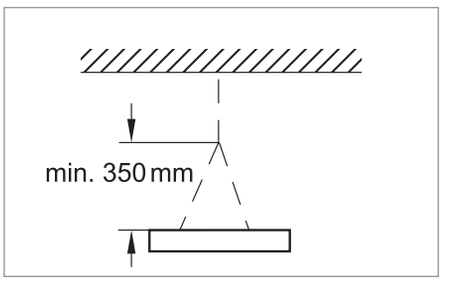

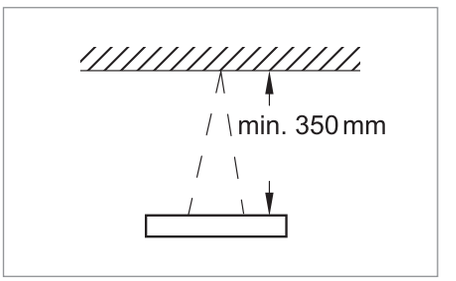

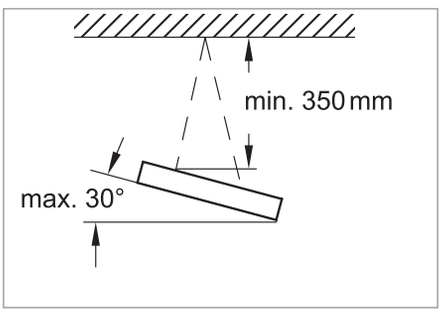

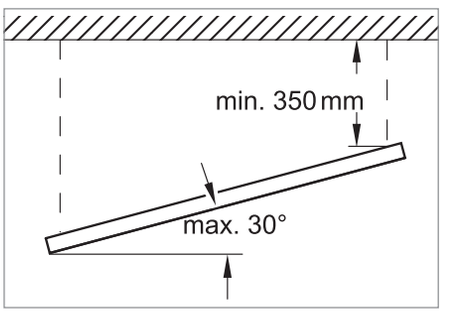

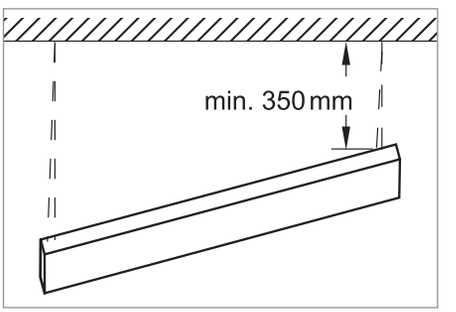




DACHDECKER-EINKAUF SÜD eG
Mauk
Mauk
Mauk

THL



THL – the athlete among luminaires

- Tennis-compatible sports hall luminaire for LED configurations
- Triple-lamp versions separately switchable and dimmable (inner/outer)
- Excellent glare control

Type overview

- THLA Louvre, white direct wide distribution
- THLE Louvre, white direct wide distribution

THLA LED

▶482

IP 20

Mounting:
- Suspended
- Ceiling surface
- Mounting rail

Housing:
- Sheet steel housing

Lighting technology THLA:
- Louvre, white
- Lighting characteristic direct wide distribution

Lamp:
- LED 50000h L80/B10
- CRI ≥ 80 / 4000K

Switching:
- Various switching modes available
- The number of control gears varies according to the version
- Electronic driver
- 230V 50Hz

Accessories:
- The required accessories for mounting rail or suspended mounting installation must be ordered separately



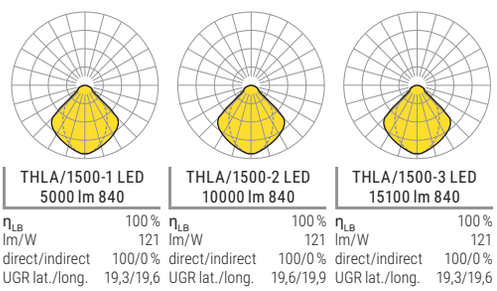

THLA/1500-1 LED 5000 lm 840		THLA/1500-2 LED 10000 lm 840		THLA/1500-3 LED 15100 lm 840	
η_{LB}	100 %	η_{LB}	100 %	η_{LB}	100 %
lm/W	121	lm/W	121	lm/W	121
direct/indirect	100/0 %	direct/indirect	100/0 %	direct/indirect	100/0 %
UGR lat./long.	19,3/19,6	UGR lat./long.	19,6/19,9	UGR lat./long.	19,3/19,6



In the case of the upgrade luminaire THLA/1500-3-2 LED the middle luminaire louvre is not fitted with an illuminant. Non-dimmable versions nevertheless retain the advantages of group switching.

Dimensions

Type	Versions	LxBxH/DxH	A1	A3	A4	KE X/Y
THLA/1500-1	LED	1548 x 184 x 90	1300	248	-	0 / 70
THLA/1500-2	LED	1548 x 312 x 90	1300	248	-	0 / 0
THLA/1500-3	LED	1548 x 484 x 90	1300	248	160	0 / 70

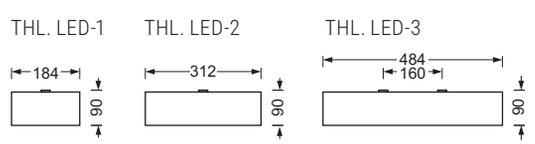

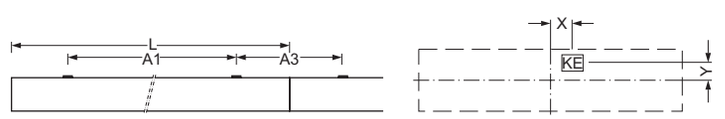







Products

Type	Lamps	lm/W	P_{Sys} [W]	Colour	Ballast	LxBxH/DxH	Art. no.	kg
Louvre, white direct wide distribution								
THLA/1500-1	LED 5000 840	121	42	vw	ED	1548 x 184 x 90	6811 0014 100	9,55
					DALI[1)]	1548 x 184 x 90	6811 0016 600	9,55
THLA/1500-2	LED 10000 840	121	83	vw	ED	1548 x 312 x 90	6812 0024 100	15,22
					DALI[1)]	1548 x 312 x 90	6812 0026 600	15,22
THLA/1500-3	LED 15100 840	121	125	vw	ED	1548 x 484 x 90	6813 0034 100	21,66
					DALI[1)]	1548 x 484 x 90	6813 0036 600	19,55
THLA/1500-3 -2	LED 10000 840	121	83	vw	ED	1548 x 484 x 90	6813 0024 100	20,26

[1)] IoT: Luminaires suitable for IoT (Internet of Things)

Accessories

	Type	Colour	Material	Details	Art. no.		kg
Electrical technology							
Through-wiring cable	FLVWR 1500	ws	H05V2-U	5x1.5mm² for light run-capable LED/T5/T8 surface-mounted and suspended luminaires (ECG versions)	1945 1580 100	1	0,16
Mounting							
Chain suspension	Basic Set -KP	me	Mix	Canopy D=123mm for suspended luminaires	9282 0000 100	1	0,15
	KK	me	St	Node chain l=30m, for SDT, SDT Basic, ATS, suspended luminaires	9282 9300 100	1	4,60
	THLA -WS	me	St	Angle section for THLA	6810 9200 100	2	0,70

THLE LED

LED A++ IP 20

Mounting:
- Ceiling recessed

Housing:
- Sheet steel housing
- Suitable for ceiling system: concealed symmetrical rail construction; cut-out ceilings

Lighting technology THLE:
- Louvre, white
- Lighting characteristic direct wide distribution

Lamp:
- LED 50000h L80/B10
- CRI ≥ 80 / 4000K

Switching:
- Various switching modes available
- The number of control gears varies according to the version
- Electronic driver
- 230V 50Hz

Accessories:
- Mounting bracket BBT for concealed symmetrical rail constructions or cut-out ceiling, order separately.





THLE/1500-2 LED
10000 lm 840

η_{LB}	100 %
lm/W	121
direct/indirect	100/0 %
UGR lat./long.	19,6/19,9



THLE/1500-3 LED
15100 lm 840

η_{LB}	100 %
lm/W	121
direct/indirect	100/0 %
UGR lat./long.	19,3/19,6

Dimensions

Type	Versions	LxBxH/DxH	T	MLxMB	Et	DA_LxDA_B	Et
THLE/1500-2	LED	1548 x 312 x 90	83	1550 x 312,5	250	1535 x 300	250
THLE/1500-3	LED	1548 x 484 x 90	83	1550 x 484,5	250	1535 x 470	250

THL.-2

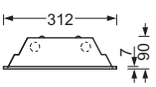

THL.-3

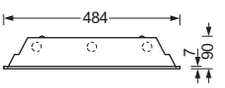







Products

Type	Lamps	lm/W	P_{Sys} [W]	Colour	Ballast	LxBxH/DxH	Art. no.	kg
Louvre, white direct wide distribution								
THLE/1500-2	LED 10000 840	121	83	vw	ED	1548 x 312 x 90	7812 0024 100	12,27
THLE/1500-3	LED 15100 840	121	125	vw	ED	1548 x 484 x 90	7813 0034 100	19,10

Accessories

	Type	Colour	Material	Details	Art. no.		kg
Mounting							
Fastening bracket	BBT 6	me	St	for THLE/1500-2, 1500-3	7997 0006 100	6	0,05



Planning a sports hall

Gymnasium
In the case of an inclined roof surface an individual lighting calculation is recommended.
Room height R_H = 7 m
Calculation basis/legend
E = Nominal illuminance
E_m = Average illuminance (hall)
$E_{m\,1/3}$ = Average illuminance (1/3 hall)
Ulilisation plane = 0,0 m
Reflection values:
ρ = 0,7 (ceiling)/ 0,5 (wall)/ 0,3 (floor)
a_1 / a_2 / a_3 = Longitudinal spacing
b_1 / b_2 = Transverse spacing
G_1 = E_{min} : E_m
Lamps:
LED LC 840
1500/1-LED = 4800 lm net

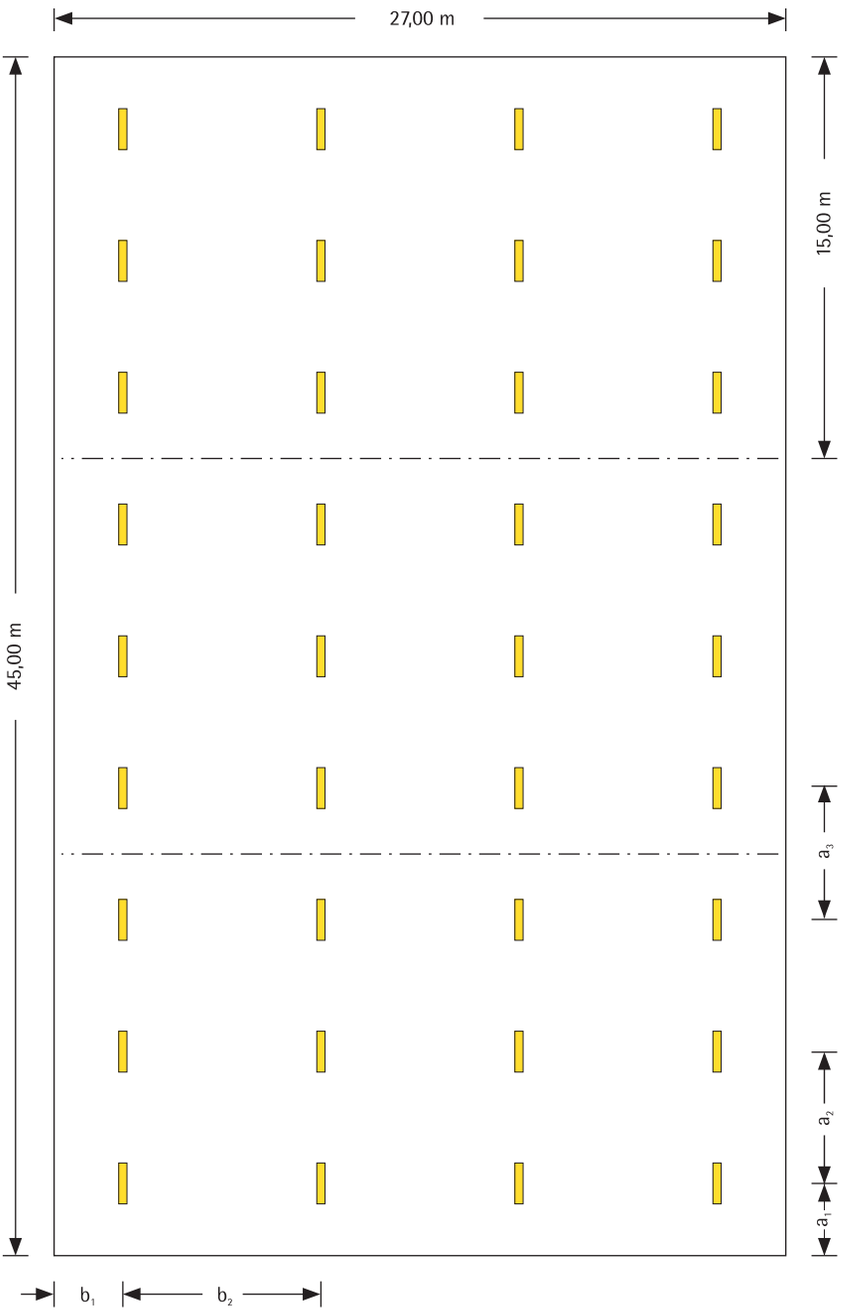

Type	lamps	E	no. of luminaires	Total power consumption	a_1	a_2	a_3	b_1	b_2	G_1	E_m	$E_{m\,1/3}$
THLA/1500-1	LED 4900	300 lx	4 x 24= 96	4,032 kW	0,94 m	1,88 m	1,88 m	2,25 m	7,50 m	1 : 1,3	310 lx	270 lx
THLA/THLE/1500-2	LED 9700	500 lx	4 x 21= 84	6,972 kW	1,07 m	2,15 m	2,15 m	2,25 m	7,50 m	1 : 1,3	550 lx	470 lx
THLA/THLE/1500-2	LED 9700	300 lx	4 x 12= 48	3,984 kW	1,88 m	3,75 m	3,75 m	2,25 m	7,50 m	1 : 1,3	310 lx	270 lx
THLA/THLE/1500-3	LED 14600	500 lx	4 x 15= 60	7,500 kW	1,50 m	3,00 m	3,00 m	2,25 m	7,50 m	1 : 1,3	590 lx	510 lx
THLA/THLE/1500-3	LED 14600	300 lx	4 x 9= 36	4,500 kW	2,50 m	5,00 m	5,00 m	2,25 m	7,50 m	1 : 1,3	350 lx	310 lx

Planning of a tennis hall



Tennis hall
In the case of an inclined roof surface an individual lighting calculation is recommended.
Calculation basis/legend
Average illuminance (playing field)
E_m = 587 lx
Ulilisation plane = 0,0 m
Mounting height = 5 m
Maintenance factor = 0,8
Reflection values:
ρ = 0,5 (ceiling)/ 0,3 (Face walls)/
0,0 (Side Walls)/ 0,1 (floor)
In tennis halls with several courts no reflection surfaces on the lateral playing sides
Lamps:
LED LC 840
1500/1-LED = 4800 lm net

Lighting class	I	II	III
Average illuminance (lx)	750	500	300
Uniformity	0,7	0,7	0,5

THLA/1500-2 LED 9700lm E_m = 587 lx

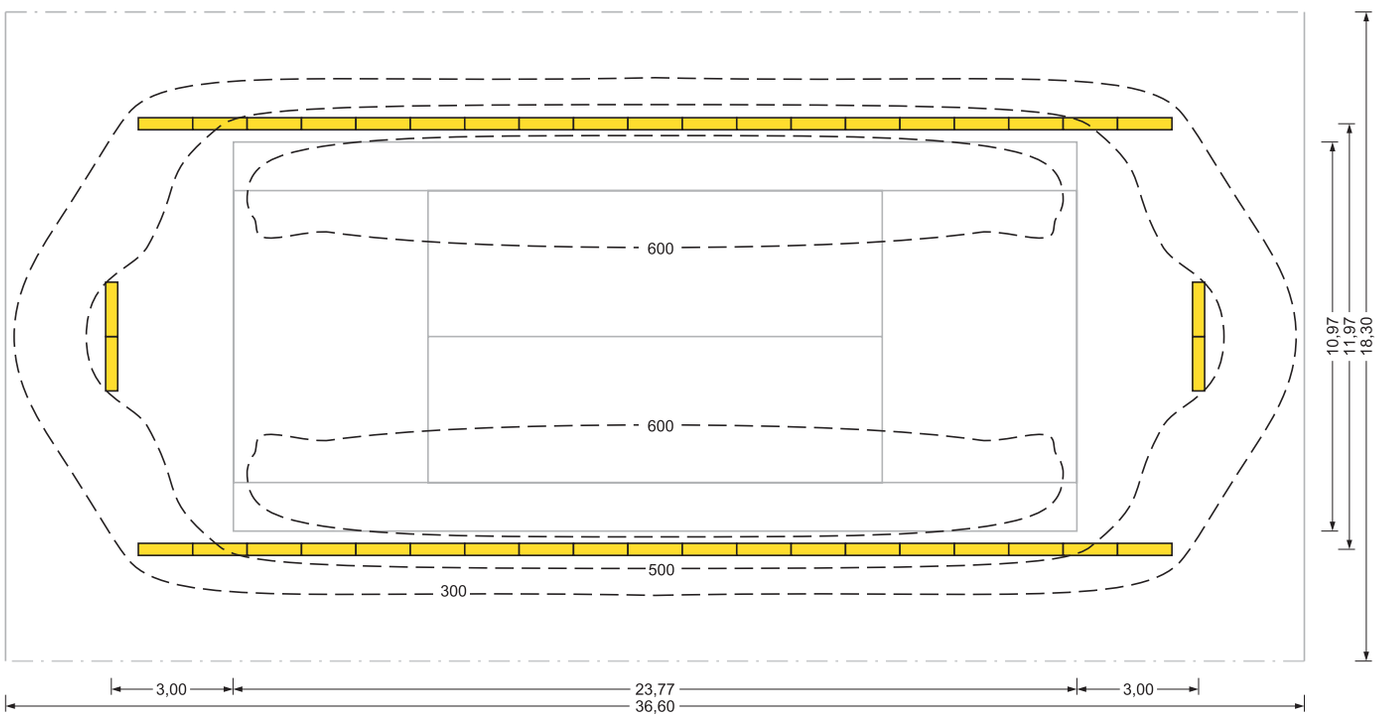

Type	lamps	no. of luminaires	E_m	$E_{m\,2/3}$	$E_{m1\,/3}$	G
THLA/1500-2	LED 9700	2 x 19 + 2 x 2 = 42	587 lx			0,85
THLA/1500-3	LED 14900	2 x 19 + 2 x 2 = 42	881 lx	587 lx	294 lx	0,85

Accessories for mounting rail installation

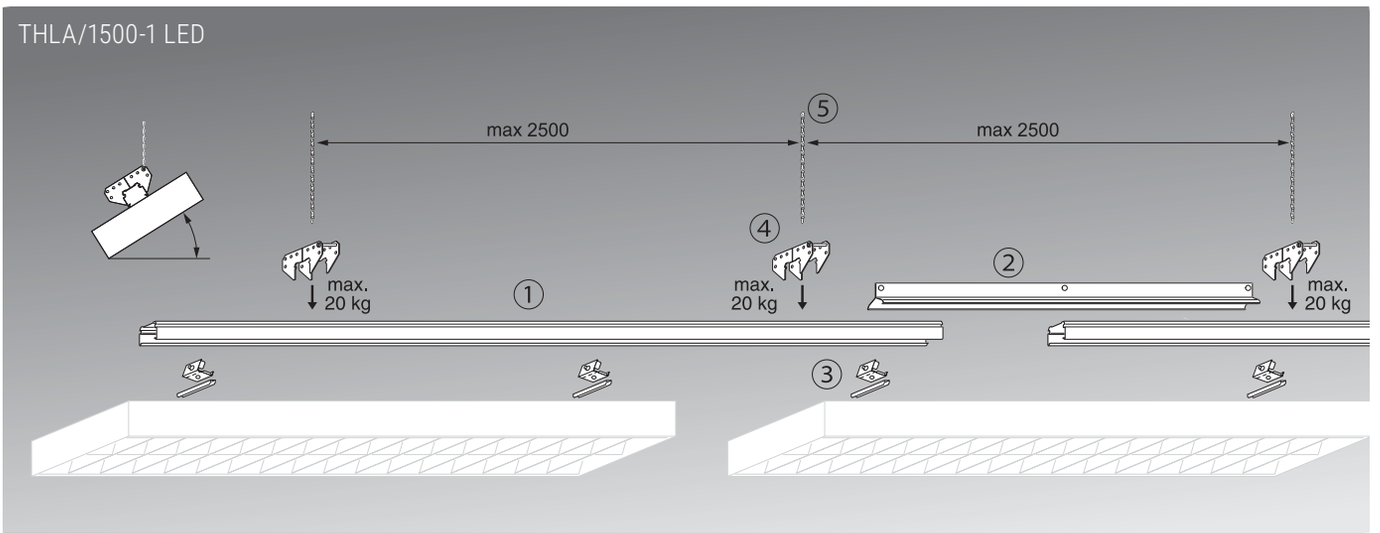

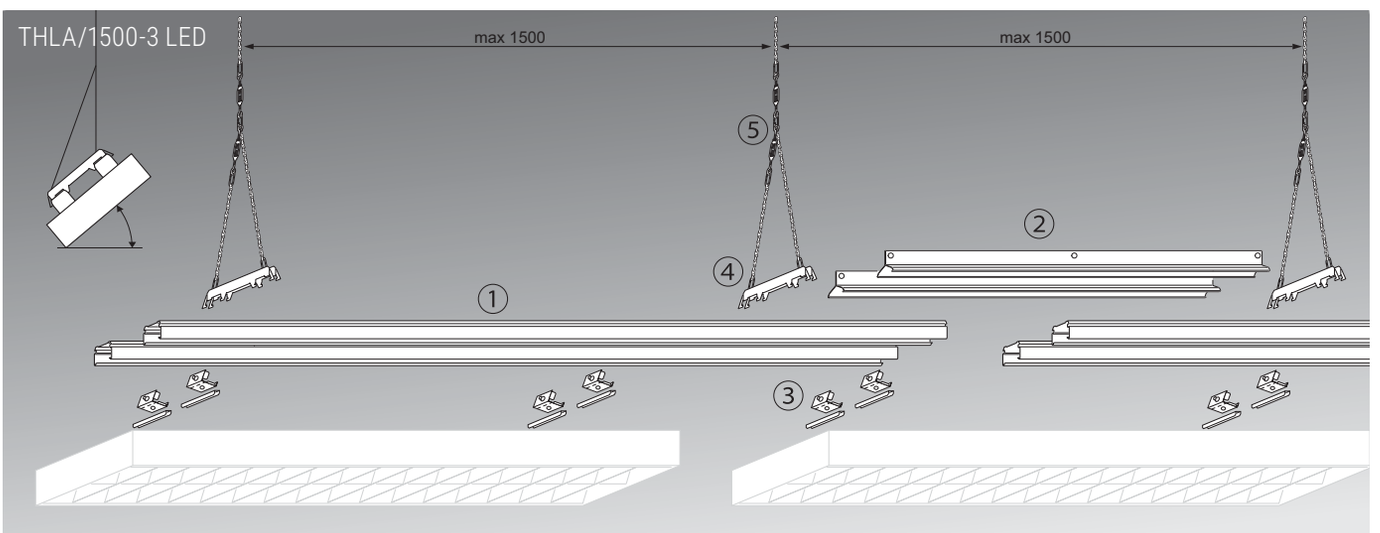

① SDT basic unwired mounting rail
② SDT-AP mounting rail connector
③ Luminaire hanger SDLAD
④ Suspension set SDT -WA or SDTT
⑤ Suspension set SDTTK for SDTT respectively chain suspension KK

Accessories

	Type	Colour	Material	Details	Art. no.		kg
Design							
Section cover	SDBAV 1500	vw	St	l=7x219=1533mm for SDT Basic	1884 5580 101	1	0,85
Mounting							
Chain suspension	KK	me	St	Node chain l=30m, for SDT, SDT Basic, ATS, suspended luminaires	9282 9300 100	1	4,60
	SDT -AP	me	St	Suspension profile, mounting rail connector for SDT; suspension spacing up to 4.5 m	1890 0022 100	1	0,93
	SDT -WA	me	St	Angled bracket for SDT Basic	6820 9300 120	1	0,25
	SDTTK	me	Mix	0°-40° for SDTT	1890 0056 100	1	0,30
Structure							
Luminaires fixing	SDLAD	me	St.galv.	for SDT Basic, KE-Y > 0mm und 2x for THLA+SDTT	1890 0068 100	1	0,07
Mounting rail	SDT Basic 1500/II	vw	St.galv.	l=3070mm 2.6kg for surface-mounted luminaires	1825 2580 150	1	2,60
	SDT Basic 1500/III	vw	St.galv.	l=4605mm 3.9kg for surface-mounted luminaires	1825 3580 150	1	3,90
Mounting rail spacer	SDTT T2-120	me	St.galv.	dist.=120mm for THLA 2x...	1890 0057 100	1	0,30
	SDTT T3-160	me	St	dist.=160mm for THLA 3x..., 1500-3	1890 0055 100	1	0,35





Luminaires for special applications



▸487
▸ Human Centric Lighting



▸491
▸ Clean room facilities



▸495
▸ Beverage and food industry



▸499
▸ Beverage and food industry


Technik, die begeistert.
Service, der ankommt.

Luminaires for Human Centric Lighting

Suspended luminaires

alvia ▸ 14



visula ▸ 20



Surface-mounted luminaires

visula ▸ 70



Recessed luminaires

teno ▸ 148



planara ▸ 152



Quick-fit mounting system

SDT system LED ▸ 330





Light for Living

Importance of daylight for people

The life of most living beings on the planet Earth has been determined by the day-night cycle for millions of years. The biological clock is deeply rooted in our subconscious. Even if humans were already able to create artificial light with fire 300,000 years ago, it did not become possible turning night into day with the distribution of electricity at the end of the 19th century. This period of time is far too short to be reflected in human genes.
Witnessing these Facts, it becomes apparent how straining our way of living must be for us - mainly in enclosed rooms - with only little or even no daylight. It is assumed that at least 20% to 30% of the people working in industrial countries suffer from recurring sleep disorders. The body's inner cock gets out of step.



Luminaires suitable for Human Centric Lighting are equipped with this symbol.

With today's technologies and knowledge it is possible to compensate for this handicap of static light in our surroundings. The lack of natural daylight can be compensated for by convergence of the artificial light to the course of daylight. Thus, the human biological clock will be synchronised again.

Biological Clock

Life on Earth is also determined by the alternation of day and night. Many types of cells from species have developed some type of inner clock in the course of evolution. The brain synchronises this clock with the environment. Light is the pulse generator for this process.



Luminaires for clean room facilities

Surface-mounted luminaires

protection IPA ▸ 74



Recessed luminaires

protection ▸ 168



Application areas


Semiconductor technology


Biotechnology


Laboratories


Pharmaceutical industry


Cosmetics industry


Hospital & care


Food industry


Nanotechnology


Optical industry



Luminaires suitable for clean rooms (ISO1) are equipped with this symbol.

Further information

in theme catalogue
„Certified light
for clean rooms“



Clean room classes

These days, clean rooms are defined using so-called cleanroom classes. The individual classes describe the maximum permissible concentration of airborne particles or germs and/or CFU (colony forming units), which must not be exceeded inside a clean room. It is possible to verify these classes today using standardized measuring procedures. This means air quality is a factor which documents the effects of measures intended to achieve compliance with air quality requirements at manufacturing facilities.
TBH GmbH, Straubenhardt

DIN EN ISO 14644-1

Class	Maximum number of particles					
	>= 0,1 µm/³	>= 0,2 µm/³	>= 0,3 µm/³	>= 0,5 µm/³	>= 1,0 µm/³	>= 5,0 µm/³
ISO 1	10	2				
ISO 2	100	24	10	4		
ISO 3	1.000	237	102	35	8	
ISO 4	10.000	2.370	1.020	352	83	
ISO 5	100.000	23.700	10.200	3.520	832	29
ISO 6	1.000.000	237.000	102.000	35.200	8.320	293
ISO 7				352.000	83.200	2.930
ISO 8				3.520.000	832.000	29.300
ISO 9				35.2000.000	8.320.000	293.000

VDI 2083

Class	Maximum number of particles					
	>= 0,1 µm/³	>= 0,2 µm/³	>= 0,3 µm/³	>= 0,5 µm/³	>= 1,0 µm/³	>= 5,0 µm/³
0	150	33	14			
1	1.500	330	140	45		
2	15.000	3.300	1.400	450		
3		33.000	14.000	4.500		
4				45.000	10.000	300
5				450.000	100.000	3.000
6				4.500.000	1.000.000	30.000

EU GMP-Guidelines

Class	Maximum number of particles			
	at rest		in operation	
	>= 0,5 µm/³	>= 5,0 µm/³	>= 0,5 µm/³	>= 5,0 µm/³
A	3.520	20	3.520	20
B	3.520	29	352.000	2.900
C	352.000	2.900	3.520.000	29.000
D	3.520.000	29.000	not determined	not determined



Luminaires for beverage and food industry

Surface-mounted luminaires

protection ▸ 76



peanut ▸ 106



Recessed luminaires

planara ▸ 152



protection ▸ 170



Quick-fit mounting system

SDT-System LED ▸ 294



SDT-System T5/T8 ▸ 406



High bay and large area luminaires

worker ▸ 434



Damp-proof luminaires

parsa ▸ 450



PU ▸ 454



PA ▸ 458



PC ▸ 458



Foodstuffs

- a delicate matter



Luminaires which have a certificate of suitability according to DIN 10500 are equipped with this symbol.

in production and trade



Food is a basic necessity of life.
It is therefore not surprising that special requirements are in place when it comes to the production of foodstuffs of any kind. These requirements are meant to ensure that we can purchase foodstuffs and beverages of quite safe quality. When considering the risks, the entire production environment is therefore taken into account.

This is why as part of „Good Manufacturing Practices" (GMP), which forms the basis for risk assessments in the production of medicinal products, foodstuffs and beverages, the lighting system must of course also be taken into consideration. In many cases, these risk assessments are performed in accordance with the „Hazard Analysis Critical Control Point" (HACCP) procedure. In accordance with this procedure, the luminaires manufactured by us were also examined and assessed in regard to the food hygiene requirements of DIN 10500. Therefore on less challenge on the way to meet the high quality requirements.

Regiolux offers suitable lighting solutions for professional applications.

Further information

in theme catalogue
„Light solutions -
for beverage and food industry"





Luminaires for safety lighting

Surface-mounted luminaires

procube ▸ 90



cubus ▸ 102



UA ▸ 111



wotek ▸ 114



lens basic ▸ 122



Suspended luminaires

procube ▸ 47



Recessed luminaires

teno ▸ 148



UE ▸ 189



Quick-fit mounting system

SDT system LED ▸ 294



SDT system T5/T8 ▸ 380




AI

Advanced Services

Advanced Services lighting solutions for modern lighting system control and implementation of IoT technology

vcard
Advanced Services
T 09525 89-260
F 09525 89-261
service@regiolux.de

▶ 502 Advanced Services

▶ 503 Regiolux Project Design

▶ 504 Internet of Things - IoT
Industry 4.0

▶ 506 Light & Shop
VLC and YellowDot

▶ 508 Human Centric Lighting

▶ 510 System Solution
Programmable controls with Advanced Services
direct:LC Controller
Wireless controller
Master luminaires · Overview of master luminaires

▶ 518 Light control - areas of application
Industry
Logistics
Sports halls, multi-purpose halls
All-inclusive luminaire sets · Office

▶ 528 Light control - product ranges
LC canopies
DALI signal
Switch signal
Wireless signal

▶ 552 Improve energy efficiency with light control



Advanced Services

Every project solution has a different emphasis and its own focus or challenges.
Advanced Services design the lighting infrastructure and provide the interfaces for linking in further components. We have also proved ourselves an expert partner for complex requirements going beyond the use of light and luminaires.

Advanced Services acts as a „System integrator“ for all sub-sections here. This increases process efficiency.
We label our products with „Advanced Services proof“ if they are technically prepared for tasks

Regiolux luminaires are „Advanced Services proof“

Further information

in theme catalogue
„Advances Services“



Regiolux project design

We have pressed ahead with our own product development with partners in the Light Control area. They help us to raise conventional lighting solutions to a new level. And now we also have Location Based Services and Smart Building concepts that can be integrated into the world of IoT. Using synergy effects for all trades means using the light infrastructure and Advanced Services expediently.

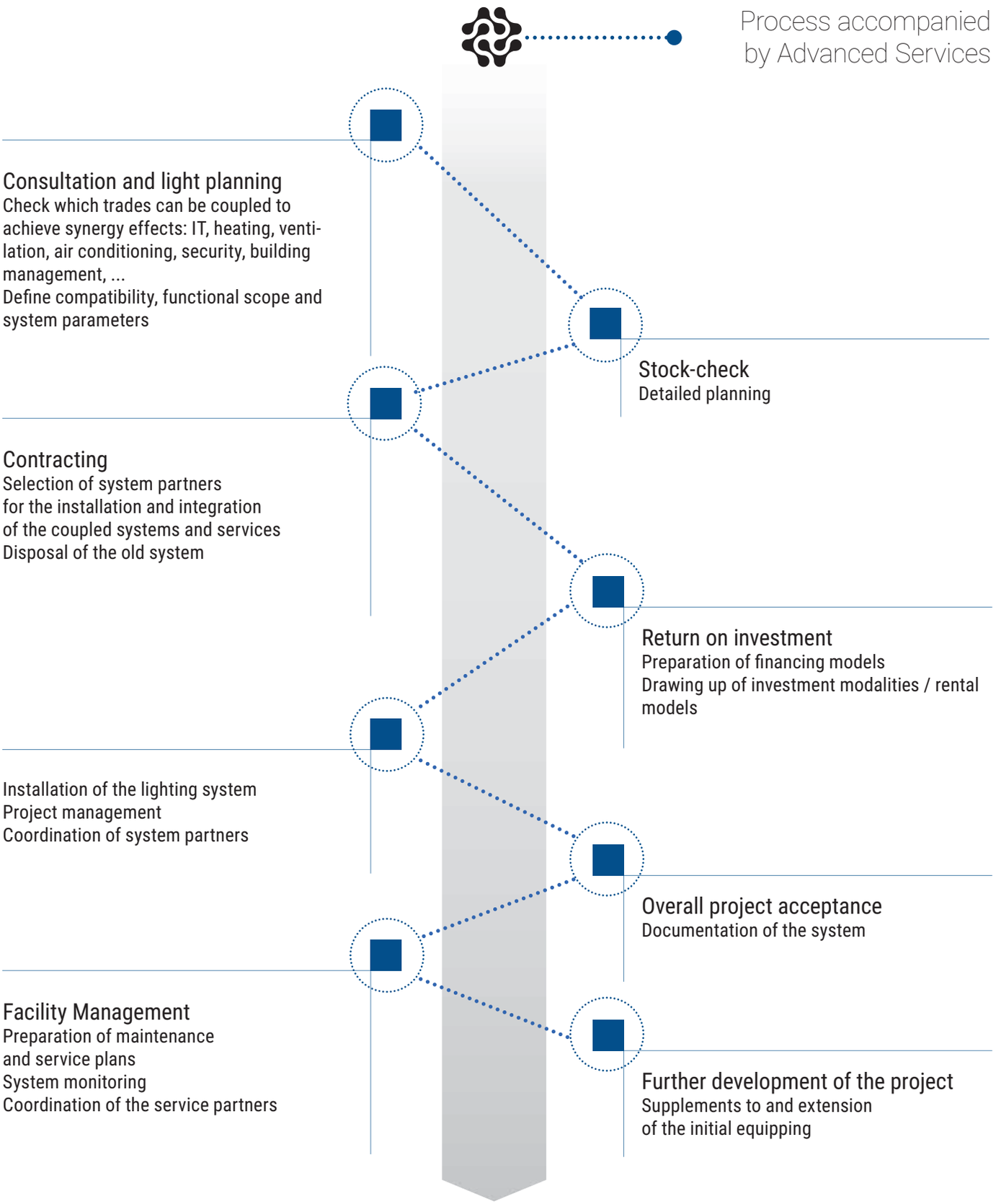



Internet of Things - IoT

The Internet of Things (IoT) is a collective term used for technologies of a global infrastructure that make it possible to interconnect physical and virtual objects and allows them to work together through information and communication technologies. Components such as sensors and actuators extend functionality by recording states or executing actions. The aim of the Internet of Things is to automatically record relevant information from the real world. This information is linked together and made available to other processes and systems in the network as well.



Ready for IoT
Our label for IoT integration

In intelligent buildings, lighting systems form the ideal infrastructure for IoT technology. They are available throughout the building and provide the power supply for the components. Regiolux provides the required interfaces to IoT systems in luminaires in order to exploit the technology's potential. In the field of Advanced Services, Regiolux bundles expertise to achieve the integration of IoT technology and services. This allows the upgrading and retrofitting of lighting solutions depending on the specific task in question. We mark IoT-capable luminaires with a Ready for IoT symbol.

Regiolux luminaires are
„Ready for IoT"

Regiolux provides the required interfaces to IoT systems in luminaires in order to exploit the technology's potential. Regiolux luminaires with this symbol are „Ready for IoT".

Industry 4.0

Industry 4.0 is the term used to describe the comprehensive digitisation of industrial production.
Industrial production is to be integrated with modern information and communication technology. Intelligent and digitally interconnected systems form the technical basis for this. With their help, self-organised production should be possible to a major extent: humans, machines, systems, logistics and products communicate and cooperate directly with one another in Industry 4.0.





Light & Shop

Lighting can be used more flexibly than ever before. In the meantime, the light quality of LEDs has now surpassed conventional solutions. The right lighting solution can also be an important and supporting communications instrument. Exciting staging with improved colour rendering and light control live up to the expectations of an optimised yet flexible presentation of goods and brands. Changeable promotional areas and event zones are another factor here. Indoor navigation opens up numerous additional options for further applications. Lighting solutions designed to be controllable can be adapted to all of these individual requirements

VLC and YellowDot

Light-controlled indoor positioning

Regiolux offers luminaires equipped with drivers and certified under the „YellowDot“ label by Philips Lighting. The LED drivers are pre-configured to support the technology based on Visible Light Communication. With VLC, information is transferred with the help of light as a transmission medium. In doing so, light frequencies outside the range of human perception are used to transfer information. The light points of a luminaire emit a unique identification code through the modulation of the light. The camera of a smartphone acts here as a precisely positioned receiver. Various services can then be called up conveniently with a smartphone app.

Regiolux luminaires support and are certified for technologies based on Visible Light Communication (VLC).

Regiolux luminaires are „YellowDot“ certified

The range of customer-oriented applications based on wireless data in retail is getting bigger all the time. Dialogue-oriented information and messages thus reach the recipient directly at the point of sale. Free Wi-Fi and shopping apps for customers, digital displays and electronic shelf labels, mobile devices for employees and mobile checkouts are just some examples of this development. In addition, the technology has become more powerful. Modern access points transmit at both 2.4 and 5 GHz for Wi-Fi as well as Bluetooth and radio frequencies and cover ranges of up to 50 m on the sales floor. Free Wi-Fi access opens up further opportunities.



Visible Light Communication (VLC) could also prove useful as an additional position finding method. Light is used here as a wireless transfer medium for the data. With indoor positioning, it controls the transmission of information and enables navigation in buildings.

All these components have to be set up, controlled, managed and maintained. The services have kept pace with developments in this area too, and it's helpful if there is only one contact for the entire concept. With the implementation of omni-channel concepts, the complexity of the network solutions and individual components is further increasing. Centrally set up, managed and monitored, they simplify complex individual processes. This is also where the potential lies for cost-savings in digitisation and the provision of the infrastructure.

Areas of application for Indoor Navigation

- Navigation to the destination improves convenience for the customers
- Support for marketing and advertising campaigns
- Support during purchase decisions
- Analysis of the data and services used
- Record customer behaviour and wishes
- Optimise the arrangement and presentation of products
- Information for employees to assist with inventory management
- Determination of required tasks
- Provides data on the flow of goods and materials
- Precise, real-time data helps employees to localise problems



Human Centric Lighting

Natural daylight changes constantly from morning to evening, both in brightness and colour as well as direction. A professional lighting system can imitate this rhythm. It provides interior rooms with biologically effective artificial daylight. It supports the natural light there for the various lighting tasks. Human Centric Lighting also promotes a sense of well-being and the ability to concentrate.

Our label for Human Centric Lighting

Regiolux highlights the special characteristics and options of this product group with a dedicated label.

Regiolux luminaires are „HCL-ready“

HCL planning practice

Human Centric Lighting recreates the natural course of daylight in its spectral quality. The colour control is started by a timer and runs as a typical HCL curve. The switching times are programmed and usually do not require adjustment.
In the automatic mode, the system is switched on through the presence sensor and off after a delay when the room is left again. A wall switch allows the lighting to be switched on and off or changed over.

This means that automatic HCL operation or a defined lighting scene can be selected (meeting light 6000K, 100%, or working light 4000K, 60%) depending on requirements.
The luminaires are controlled as a group in broadcast mode. The control units and switches are delivered pre-configured so there is no need for programming and commissioning on site.

Client:	BayWa, Wilzhofen, DE
Lighting planning:	Regiolux Königsberg, DE
Installer:	Eckl-Dyk-Service GmbH, Alteglofsheim, DE

Colour temperatures

BayWa Wilzhofen:
Sales room with no outside walls
or windows with HCL light control

HCL
Typical progression



In the morning, the system starts with 2700K and 50% light, by midday 6500K and 100% have been reached and in the evening the lighting returns to 2700K and 50%.

All included in the standard functions:
LC-RX direct:LC controller







System solutions

Programmable controls with Advanced Services

If the intelligent lighting solutions are intended to serve as an infrastructure platform, Advanced Services at Regiolux and their partners can provide the desired solutions. They determine the functional scope and the system parameters. They hereby take into account compatibility requirements and interfaces that work reliably. The functionalities of wireless systems can likewise be coupled. The controllers programmed by Advanced Services can be coupled with not just lighting systems, but also with other systems through different technologies. The DALI protocols opens up all kinds of opportunities. When adapting the basic equipment of the lighting systems, the complete range of options can be called upon to get the most out of lighting strip systems too. In particular, the coupling with IT systems expands the classical tasks of a lighting solution. Remote access for monitoring and maintenance tasks is possible via the IT networks. In the world of the IoT, information and communication technologies work together. Site-specific services, oriented around mobile devices, can be integrated. The objective here is to provide an optimised user strategy, precisely and personally. Regardless of whether reactive or proactive services are favoured.
Advanced Services are committed to the goal of defining ideally suited system building blocks in each case. These are selected to create an individual solution in order to bring the respective benefits to bear. This applies to all optionally connectable system worlds.

System solutions from Advanced Services

As the functional scope of a lighting system increases, so the complexity of planning increases too are connected and equipped with intelligent modules.
Modern lighting systems are particularly effective and successful if the individual tasks can be mapped in a system operating at its optimum.

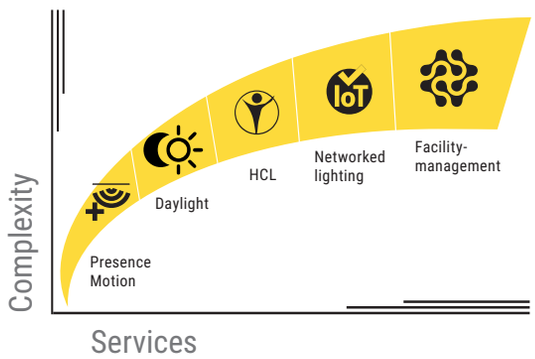

System Solution

Programmable controls with Advanced Services

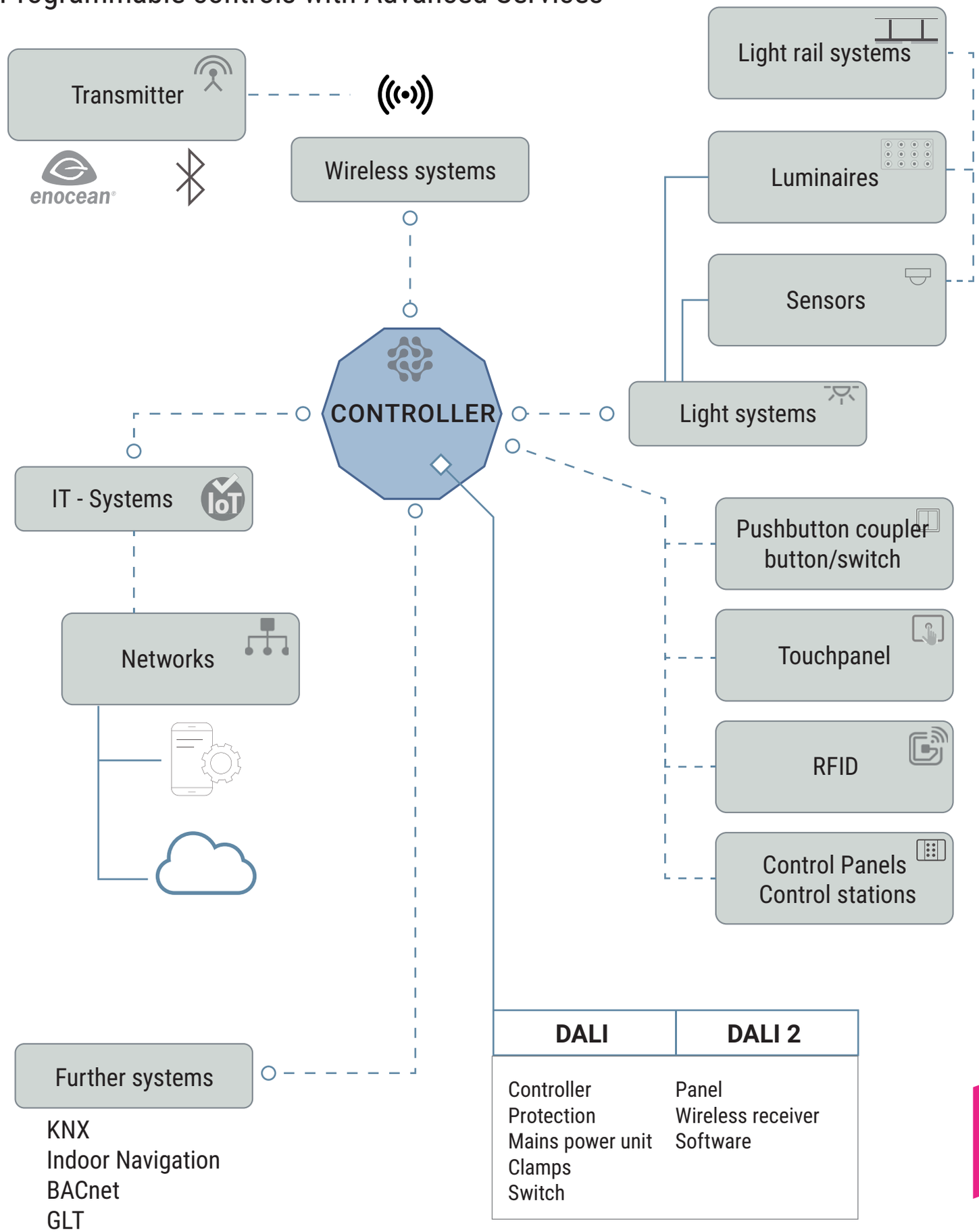

System Solution

direct:LC Controller

With direct:LC controllers from Regiolux, several luminaires can be controlled simultaneously in groups or individually. With their defined functional scope, they are perfect for operating our lighting solutions. They can be linked together to form uniformly controllable system circuits. Wireless control is provided via corresponding controls. In addition, the direct:LC controller can be controlled via a battery-less wireless sensor systems without batteries and control modules with EnOcean technology. EnOcean devices in the electrical installation are maintenance-free and enable flexible building automation. Information can be called up and displayed quickly and simply via touch panels.

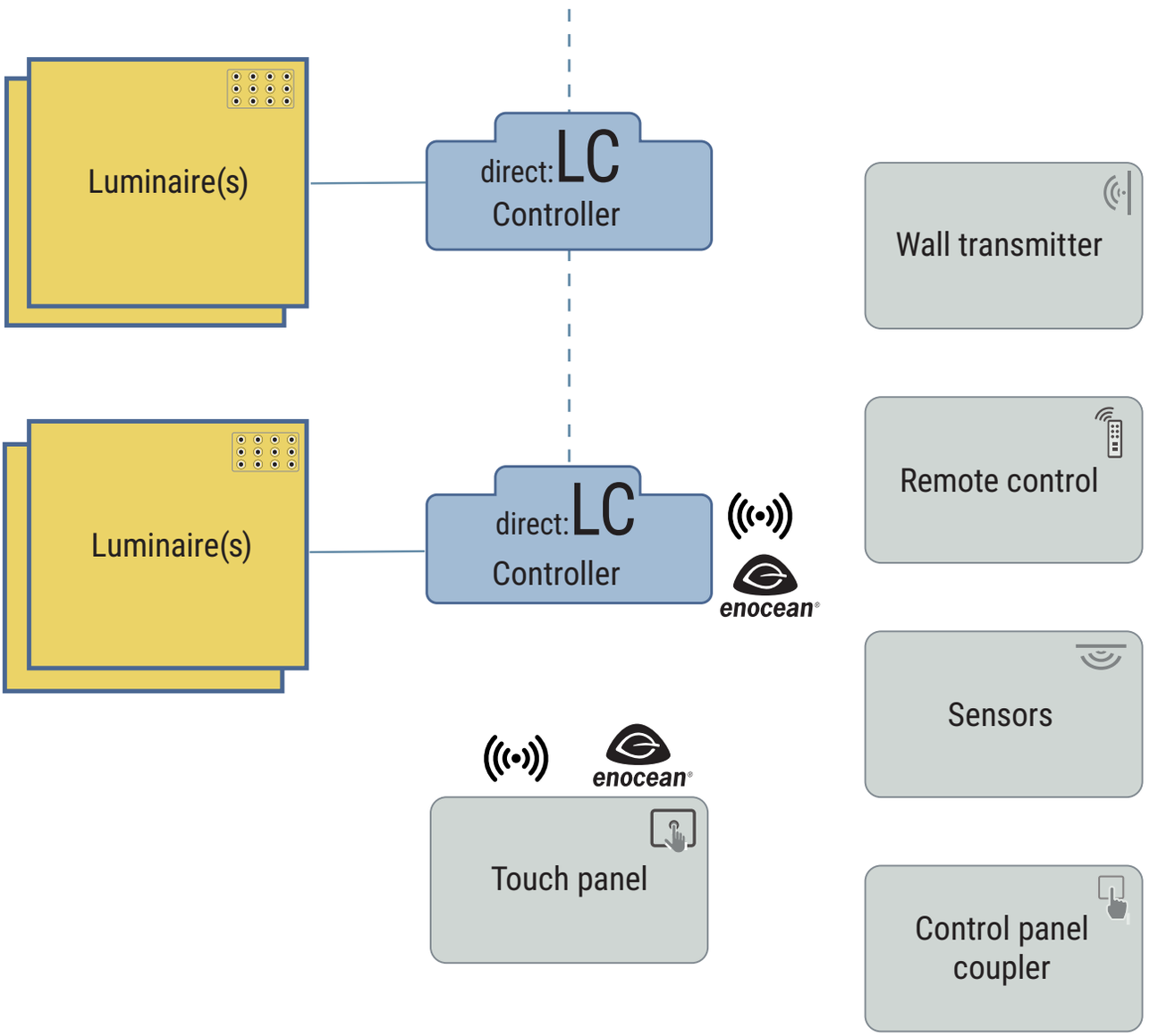

Wireless freedom through radio technology



In the meantime, lighting control systems have become a decisive factor in many modern lighting systems. This development is gathering pace thanks to the various opportunities offered by the digitisation of light.

The overall concept of the building lighting is usually a crucial factor when it comes to finding a feasible solution with acceptable costs. With the lighting systems from Regiolux, the user can implement various concepts and select whether the systems are controlled wirelessly or whether they are to work in a classical wired configuration.

Exploit potential with EnOcean light controller

Regiolux relies on EnOcean controllers for wireless and radio-controlled lighting systems with maximum flexibility. This concept brings together the key aspects of flexibility and energy efficiency. The necessary components can be easily retrofitted as there is no need to run new control lines to the luminaires. WLAN routers, firewall definitions, additional devices and remote controllers as well as wire routing, on the other hand, generally entail significantly higher additional costs.
A lighting system can be conveniently controlled by software via a multitude of parameters. The controller is installed in a control box and is easily accessible. In fact, in the set variants, the connection lines are already pre-assembled.

Designed as a complete solution, plug-and-play, fault-free and ready to be used without any programming required. This takes a large step towards perfect lighting equipment with Tunable White or Human Centric Lighting.



Control parameters

- On/Off/Dim
- Freely adjustable light level and light colour (with DT8)
- Scene and group selections
- Individual addressing
- Timer
- Light regulation
- Movement detection
- Adjusting basic DALI parameters

System Solution

Wireless controller

Luminaires that are controlled via a wireless controller can be linked together to form different building blocks. They receive their control commands wirelessly from a classical range of control devices. They are also designed for connection and control by apps, thus also incorporating the opportunities of the Cloud. The compatibility with a multitude of couplers enables individual control stations to be used. Wireless controllers are also able to automatically establish links to the luminaires located in the mesh area and to execute commands in accordance with the common settings in the application.
Regiolux is open to your requirements profile and so relies on flexibility when selecting suitable components.

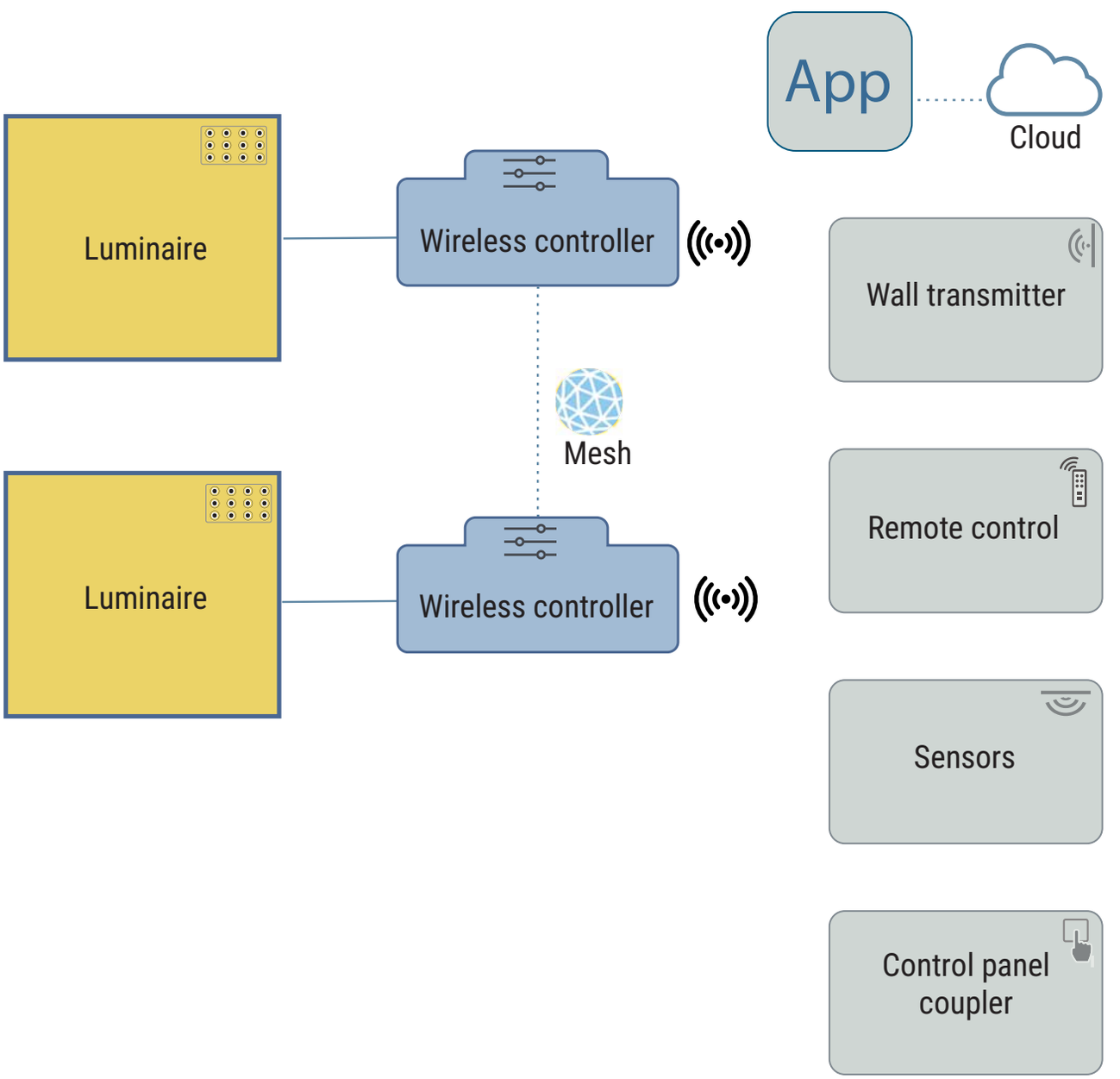



System Solution

Master luminaires

For some time now, master Luminaires have been the quickest and simplest introduction to automated lighting solutions. They control the subordinate slave luminaires with their configuration. With the integrated sensor systems, they are tailored to the best possible energy efficiency via daylight control and presence/motion detectors. Additional operating stations can also be coupled as an option. If the master luminaires are equipped with a radio module they can now be controlled by suitable transmitters and can be operated and configured via apps.

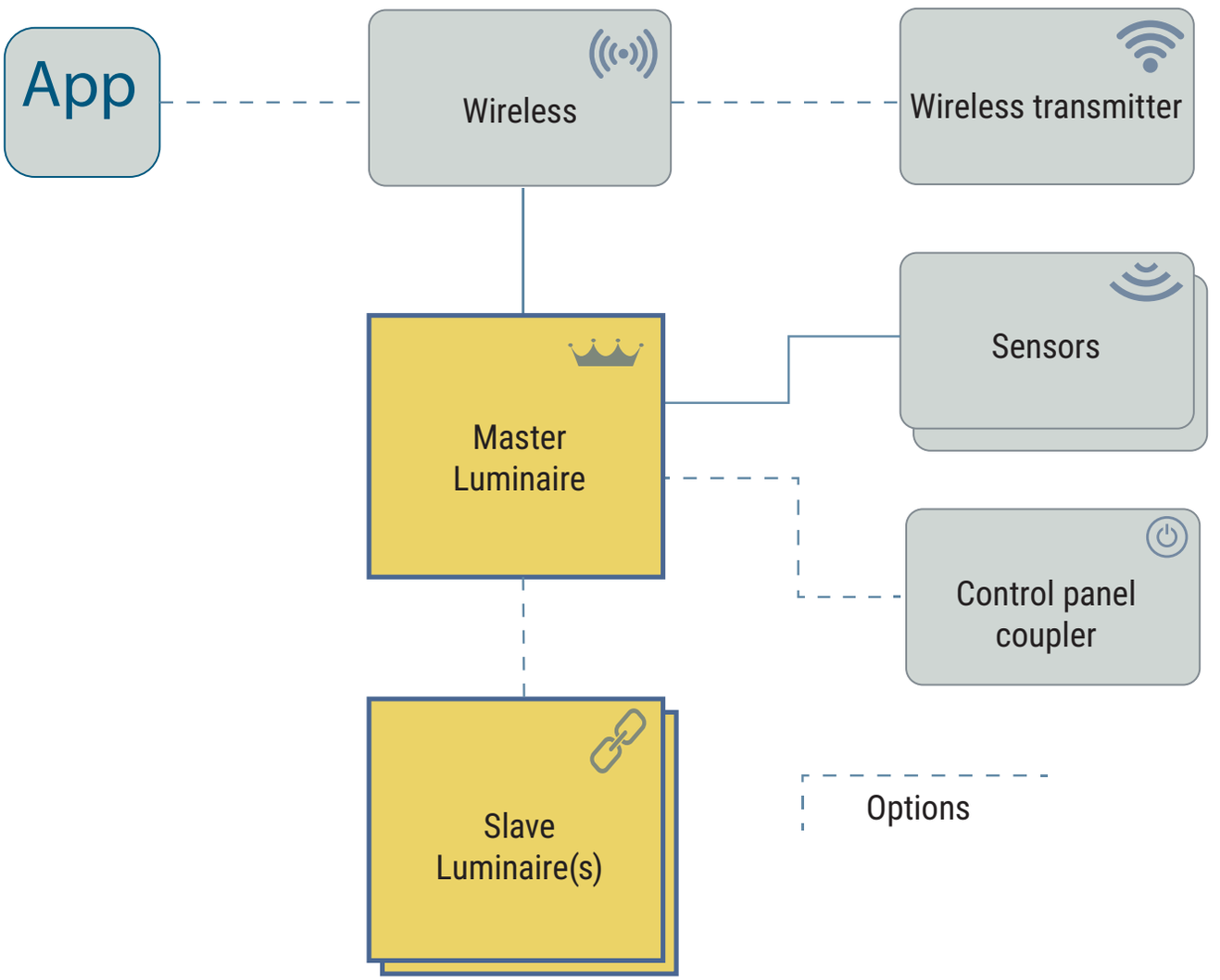

Overview Master luminaires

teno
TNEMP/625 LED 4000 840 LC01 DALI ▸ 146



alvia
ALIMPR/1400 LED 9100 840 LC01 DALI ▸ 14



stail
SHXI/1500-2 LED 6800 840 LC01S DALI ▸ 34



stail
SHPI/1500-2 LED 6700 840 LC01S DALI ▸ 32



visula
VSSIMP/635 LED 15700 840 M5S5 DALI ▸ 202



procube
CUAX/1500-2 LED 8500 M5S5 DALI ▸ 90



Light-Control areas of application



Industry

Regiolux lighting rail systems are used in industrial and commercial operations with 7 optics. Together with surface area luminaires, they also provide excellent lighting under the most difficult of conditions and extreme installation heights. What's more, they impress with uniform illumination in hall or warehouse lighting. The high energy efficiency and the future-proof control provides investment security with the use of SDT quick-fit mounting systems. In addition, the worker and cake hall reflectors and surface area luminaires are highly developed product lines that are available to meet the demands of hall illumination.





Logistic

The focus is primarily on functionality when it comes to the illumination of warehousing halls. The workplace regulations stipulate the requirements for the illumination of work routes and for glare reduction. With rack lighting, the vertical direction of the light has also been optimised to suit the large room heights. Presence and daylight control can also be added for the various functional areas. These are energy efficient and ensure an excellent working environment.



Sports and Multipurpose halls

A modern multipurpose hall for sports and events also provides the town with an attractive new venue for leisure and learning. Flexibility in the use of the room system is required in order to be able to cover a particularly wide range of clubs and communities. The separate use of sections of halls is functional and simple to design. In practice, this means that expansion and modification potential is also provided in the lighting planning alongside setting the focal points. From a functional sports perspective, achieving glare-free illumination of the whole hall area is a basic prerequisite. The common areas and waiting zones of the entrance area are often multifunctional connecting areas. They can also be upgraded with atmospheric room qualities through a flexible design of the lighting control.

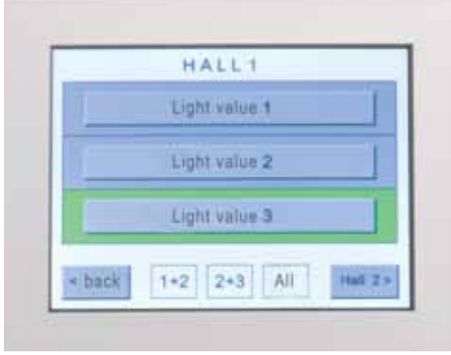

Convenient control via touch panel

Wiring example

DALI daylight control and controller for 3-zone sports hall

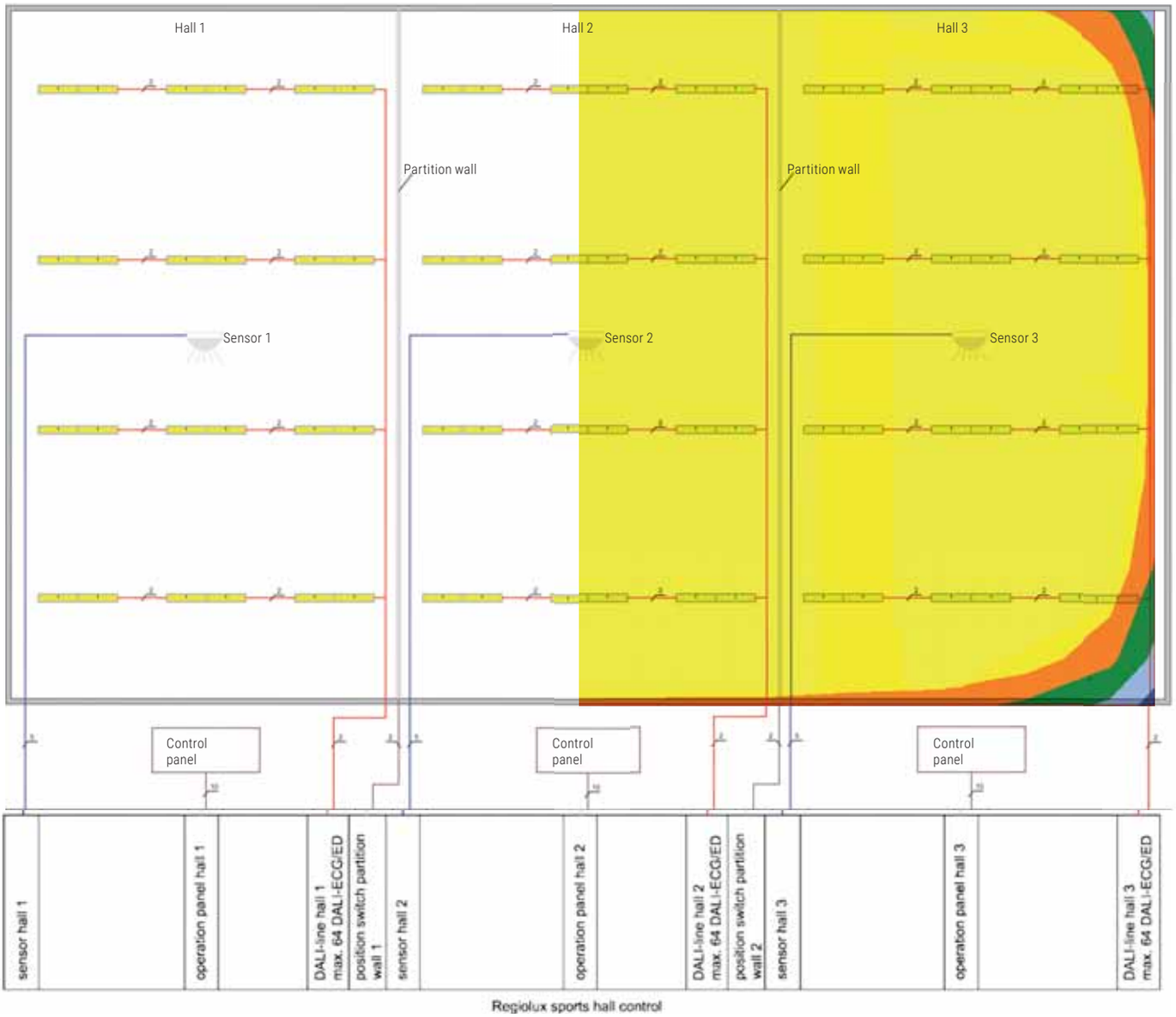

Project solution:

- Regiolux sports hall controller, pre-wired and assembled ready for connection in a switch cabinet
- 1 sensor for light, presence/motion sensor, with ball protection guard for each hall zone
- Processing of the Open/Close signals of the hall partition walls in the controller.
- Individual hall zones or the entire hall can be operated from on-site control points
- Selection of 3 lighting setpoints using buttons / switches
- Acknowledgement for operation and fault
- Override automatic mode at the controller's touch panel
- Individual hall zones or the entire hall can be operated at the controller's touch panel
- Completely automatic or semi-automatic mode can be selected at the controller's touch panel
- Settings for basic values, such as setpoints, shut-off delays, etc at the controller's touch panel
- 3 DALI lines for controlling up to 64 DALI luminaires each (or DALI drivers) per hall zone



All-inclusive luminaire sets

A luminaire set is the ideal starter-pack for lighting systems with modern lighting management for offices. The individual components are matched to one another so that there will be no surprises. The direct:LC controllers are pre-programmed and designed for the technical lighting requirements of a double workplace. They have been prepared for plug&play with pre-assembled cables. This plug&play concept allows the straightforward implementation of standard applications and refurbishment work. Luminaire sets are all-round, carefree solutions from Regiolux that have all the answers.

Upgrade the office

Pre-assembled luminaires, plug-and-play

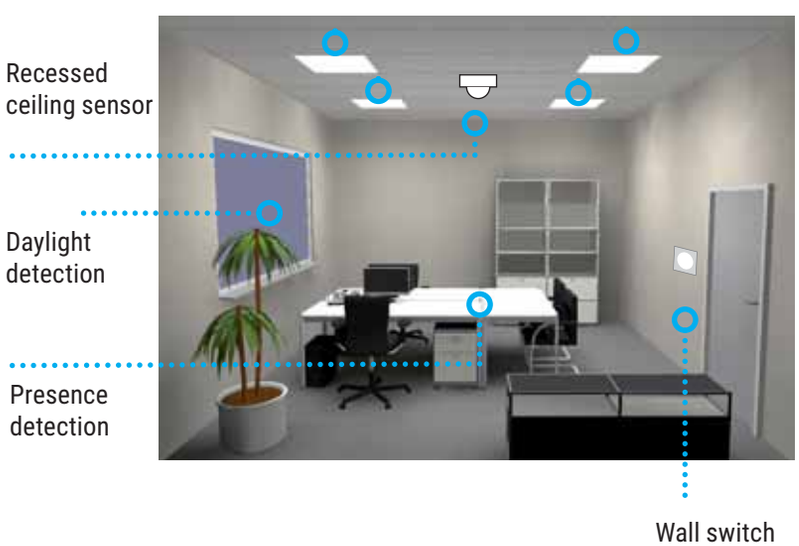

Modern lighting systems can be equipped with intelligent sensors and can be wireless or wired. Controlling these lighting systems brings together the key aspects of flexibility and energy efficiency. A large number of parameters can be controlled conveniently via software: on/off/dimming, free control of light level, free control of light colour (with DT8), scene selections, group selections, individual addressing, timer, light control, motion detection, settings of basic DALI parameters.



Office

Light provides energy and safety, stimulates a sense of well-being, health and the ability to concentrate. Wherever daylight can be supplemented with dynamic light, this can provide our body with a crucial impetus to support our internal body clock. The subject of light in everyday office life therefore takes on a completely new dimension. Biodynamic light adds to the quality of our everyday life at the desk.

With the lighting sets, we have compiled a tailor-made performance package for this area that fulfils all prerequisites. Daylight control and presence detection, Tunable White and HCL solutions can be implemented with teno and panella.
The team from Advanced Services will provide information about possible expansions.



panella set

Luminaire set for daylight control and presence detection

Luminaires and sensors are equipped with plug-and-play, pre-assembled 3 m long connecting cables. Power is supplied via a 3m long Schuko power supply cable, which is also pre-assembled. The entire electrical connection can be completed without tools.
The sensor is a presence/motion sensor with daylight control. The luminaires are freely adjustable via the DALI output control.
Threshold value, setpoint value, run-on time and orientation light can be conveniently set via the remote control. A basic function is available straight away via the factory settings following initial start-up.
Optionally, a button can be connected to the sensor to start the semi-automatic control or for manual operation.









Wiring diagram

panella luminaire set for a double workplace

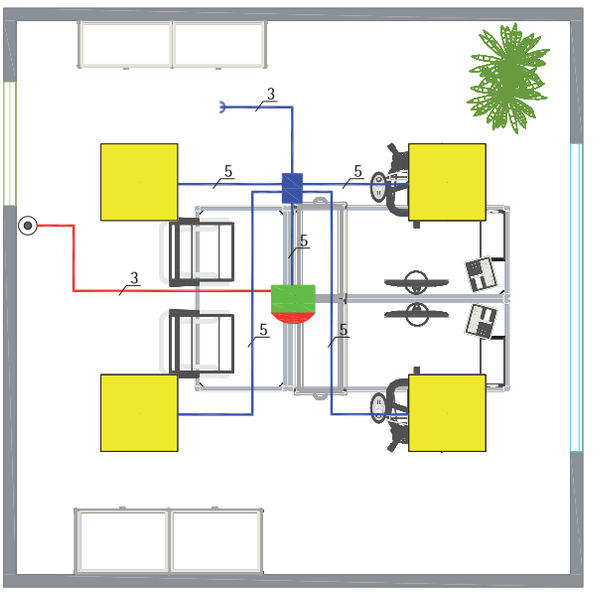

pre-assembled
optional

Set components

Luminaire set for daylight control and presence detection

Mounting:
• Ceiling installation: Ceilings with visible T-rails

Set details:
Luminaire set for daylight control and presence detection

PEMP/600 LC16 – Set
Luminaire set with control unit and pre-assembled power supply cables
Consisting of:
• 4 panella-PEMP/600 LED 3700 840 DALI
• 1 DALI recessed ceiling sensor
• 1 Remote control
• plug-and-play
• daylight linking and sensor-dependent control
• can be configured via remote control

PEMP/625 LC16 – Set
Luminaire set with control unit and pre-assembled power supply cables
Consisting of:
• 4 panella-PEMP/625 LED 3800 840 DALI
• 1 DALI recessed ceiling sensor
• 1 Remote control
• plug-and-play
• daylight linking and sensor-dependent control
• can be configured via remote control

Set type	Lamps	lm/W	P_{Sys} [W]	Colour	Ballast	Art. no.	kg
Micro-prismatic diffuser direct distribution luminaire set							
panella-Set PEMP/600 LC16	LED 3700 840	119	32	vw	DALI	8425 6016 650	15,50
panella-Set PEMP/625 LC16	LED 3800 840	117	32	vw	DALI	8425 6015 650	16,30

teno set

Luminaire set for daylight control and presence detection

All luminaires are equipped with plug-and-play, pre-assembled 3m long connecting cables. Power is supplied to the master luminaire via a 3m long Schuko power supply cable, which is also pre-assembled. The entire electrical connection can be completed without tools.
Presence control with/without daylight control is possible via the sensor and controller installed in the master luminaire (teno LC01). The luminaires are freely adjustable via the DALI output control. Basic functions such as setpoint, run-on time and advanced features can be easily set via a free app. A basic function is available straight away via the factory settings following initial start-up. Optionally, a push-button can be connected to the master luminaire to start the semi-automatic control or for manual operation.









Wiring diagram

teno luminaire set for a double workplace

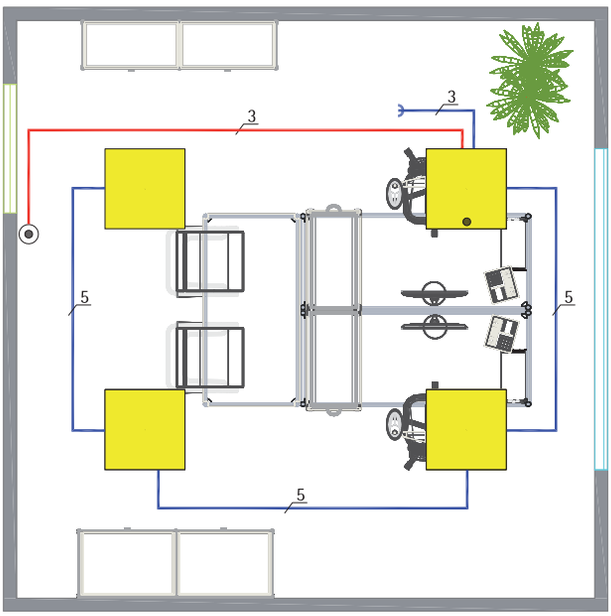

pre-assembled
optional

Set components

Daylight control and presence detection

Mounting:
• Ceiling installation: Ceilings with visible T-rails

Set details
Luminaire set for daylight control and presence detection

TNEMP/600 LC01 - Set
Luminaire set with control unit and pre-assembled power supply cables
Consisting of:
• 1 teno-TNEMP/600 LED 4000 840 LC01
• 3 teno-TNEMP/600 LED 4000 840 DALI
• with pre-assembled combination and connection cables, 3m
• plug-and-play
• daylight linking and sensor-dependent control
• can be configured and controlled via Osram App

TNEMP/625 LC01 - Set
Luminaire set with control unit and pre-assembled power supply cables
Consisting of:
• 1 teno-TNEMP/625 LED 4000 840 LC01
• 3 teno-TNEMP/625 LED 4000 840 DALI
• with pre-assembled combination and connection cables, 3m
• plug-and-play
• daylight linking and sensor-dependent control
• can be configured and controlled via Osram App

Set type	Lamps	lm/W	P_{Sys} [W]	Colour	Ballast	Art. no.	kg
Micro-prismatic diffuser direct distribution luminaire set							
teno-Set TNEMP/600 LC01	LED 4000	116	35	vw	DALI	8425 5081 670	20,70
teno-Set TNEMP/625 LC01	LED 4000	116	35	vw	DALI	8425 5082 670	21,50

teno TW set

Luminaire set in Tunable White technology

Luminaires and the controller box are equipped with plug-and-plug, pre-assembled 3m long connecting cables. Power is supplied to the controller box via a 3m long Schuko power supply cable, which is also pre-assembled. The entire electrical connection can be completed without tools.
With the EnOcean controller, the luminaires are freely adjustable via the DALI output control. The EnOcean wall switch allows manual dimming and colour temperature changes within Tunable White. Full functionality is available straight away via the pre-programmed controller following initial start-up.





Wall switch functionality
Button rocker left
- Short press top: Off
- Short press bottom: On
- Long press top: Dim downwards
- Long press bottom: Dim upwards

Button rocker right
- Short push up: Colour temperature one step colder
- Short press bottom: Colour temperature one step warmer
- Long press top: Colour temperature continuously colder
- Long press bottom: Colour temperature continuously warmer

Wiring diagram

teno TW luminaire set for a double workplace

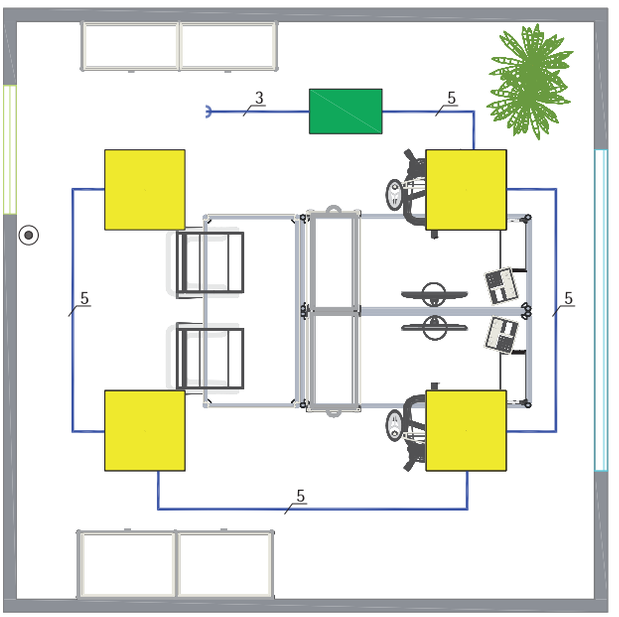

pre-assembled

Set components

Tunable White technology

Mounting:
Ceiling installation: ceilings with visible T-rails

Set details:
Luminaire set in Tunable White technology
for manual dimming and colour changing

TNEMP/600 DT8 LC17 - Set
Luminaire set with control unit and pre-assembled power supply cables
Consisting of:
- 4 teno-TNEMP/600 LED 4000 927-965 DALI DT8
- 1 EnOcean control box with controller
- 1 EnOcean button, 4-channel, white
- with pre-assembled combination and connection cables, 3m
- plug-and-play
- wireless (radio) control for manual dimming and pre-programmed colour changing

TNEMP/625 DT8 LC17 - Set
Luminaire set with control unit and pre-assembled power supply cables
Consisting of:
- 4 teno-TNEMP/625 LED 4000 927-965 DALI DT8
- 1 EnOcean control box with controller
- 1 EnOcean button, 4-channel, white
- with pre-assembled combination and connection cables, 3m
- plug-and-play
- wireless (radio) control for manual dimming and pre-programmed colour changing

Set type	Lamps	lm/W	P_{Sys} [W]	Colour	Ballast	Art. no.	kg
Micro-prismatic diffuser direct distribution luminaire set							
teno-Set TNEMP/600 DT8 LC17	LED 4000	116	35	vw	DALI DT8	8425 5081 970	21,70
teno-Set TNEMP/625 DT8 LC17	LED 4000	116	35	vw	DALI DT8	8425 5082 970	22,50

teno HCL set

Luminaire set in Tunable White technology for Human Centric Lighting

Luminaires and the controller box are equipped with plug-and-plug, pre-assembled 3m long connecting cables. Power is supplied to the controller box and the timer box via a 3m long Schuko power supply cable, which is also pre-assembled. The entire electrical connection can be completed without tools.
With the EnOcean controller, the luminaires are freely adjustable via the DALI output control. Full functionality is available straight away via the pre-programmed controller following initial start-up.
The colour control is started via the timer box and runs in the controller as a typical HCL curve. The switching times are programmed and usually do not require adjustment. When the lighting is switched on, the light colour and dimming value are output in accordance with the values defined at the specified time.
The wall switch is used to turn the lighting on or off in automatic HCL mode.











Wall functionality switch
Wall functionality switch
up: off
down: HCL mode on

Wiring diagram

teno HCL luminaire set for a double workspace

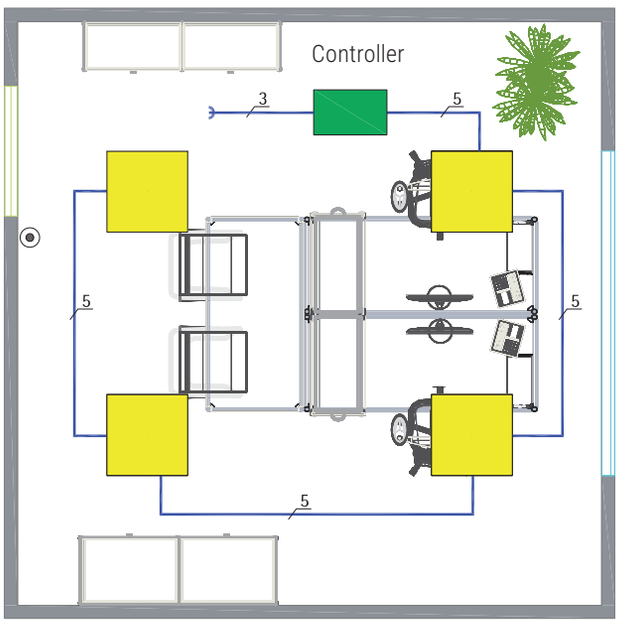

Set components

Human Centric Lighting

Mounting:
Ceiling installation: ceilings with visible T-rails

Set details:
Luminaires-Set in Tunable White Technik für Human Centric Lighting

TNEMP/600 DT8 LC27 - Set
Luminaire set with control unit and pre-assembled power supply cables
Consisting of:
- 4 teno-TNEMP/600 LED 4000 927-965 DALI DT8
- 1 EnOcean control box with controller
- 1 EnOcean timer box for HCL colour control
- 1 EnOcean button, 2-channel, white
- with pre-assembled combination and connection cables, 3m
- plug-and-play
- wireless control for Human Centric Lighting pre-programmed

TNEMP/625 DT8 LC27 - Set
Luminaire set with control unit and pre-assembled power supply cables
Consisting of:
- 4 teno-TNEMP/625 LED 4000 927-965 DALI DT8
- 1 EnOcean control box with controller
- 1 EnOcean timer box for HCL colour control
- 1 EnOcean button, 2-channel, white
- with pre-assembled combination and connection cables, 3m
- plug-and-play
- wireless control for Human Centric Lighting pre-programmed

Set type	Lamps	lm/W	P_{Sys} [W]	Colour	Ballast	Art. no.	kg
Micro-prismatic diffuser direct distribution luminaire set							
teno-Set TNEMP/600 DT8 LC27	LED 4000	116	35	vw	DALI DT8	8425 5081 870	21,70
teno-Set TNEMP/625 DT8 LC27	LED 4000	116	35	vw	DALI DT8	8425 5082 870	22,50

Light Control - product ranges

The products for the lighting control tasks have been put together from a practical perspective. They can be integrated into the lighting systems at a reasonable cost. In addition, they are also coordinated with our products and light systems. As a result, they can be combined with almost any of the standard solutions.
Networked technology is not always required to realise efficient lighting control tailored to needs. Even with modern motion and presence detectors, further control functions can be configured and additional energy savings made. Regiolux has various concepts in the product standard. They are standalone or integrated into the luminaires and device mounts. You will always find everything you might need for the most varied of solutions and requirements in our product range.

Product groups

▶ 529 LC canopies **with intelligent controls**

▶ 532 DALI signal **Compact control systems**

▶ 546 Switching control **Switching control devices**

▶ 550 Wireless signal **EnOcean devices**

Improve energy efficiency with light control

LC canopies with intelligent controls



SAE-PS-LC01C

Wire suspension with control unit, set with integrated LC-OM DALIECO BT controller to control up to 32 DALI pendant luminaires DT6 or DT8. Suitable for LC01S luminaires with integrated LC-OM DALI LS/PD LI sensor. Operation and configuration via the Osram BT control app (can be downloaded from app stores). Other accessories available.

Type	Colour	LxBxH/DxH	Art. no.		kg
SAE-PS-LC01C 5x0,75	vw	317 x 44,5 x 39	9110 0125 121	1	0,58
SAE-PS-LC01C 5x0,75	sg	317 x 44,5 x 39	9110 0125 135	1	0,58



SAE-PS-LC04

Wire suspension with control unit, set with integrated Regiolux direct:LC EnOcean controller to control up to 15 DALI pendant luminaires DT6 or DT8. Must be programmed using the Regiolux direct:LC-App software. Other accessories available.

Type	Colour	LxBxH/DxH	Art. no.		kg
SAE-PS-LC04 5x0,75	vw	317 x 44,5 x 39	9110 0425 121	1	0,58
SAE-PS-LC04 5x0,75	sg	317 x 44,5 x 39	9110 0425 135	1	0,58



SAE-PS-LC05

Wire suspension with control unit, set with integrated 1-channel EnOcean radio receiver for switch dim control one DALI pendant luminaire. Other accessories available.

Type	Colour	LxBxH/DxH	Art. no.		kg
SAE-PS-LC05 5x0,75	vw	317 x 44,5 x 39	9110 0525 121	1	0,58
SAE-PS-LC05 5x0,75	sg	317 x 44,5 x 39	9110 0525 135	1	0,58



SAE-PS-LC10

Wire suspension with control unit, set with integrated basicDIM wireless controller to control one DALI pendant luminaire DT6 or DT8. Operation and configuration via the Casambi app (can be downloaded from app stores).

Type	Colour	LxBxH/DxH	Art. no.		kg
SAE-PS-LC10 5x0,75	vw	317 x 44,5 x 39	9110 1025 121	1	0,58
SAE-PS-LC10 5x0,75	sg	317 x 44,5 x 39	9110 1025 135	1	0,58

LC canopies with intelligent controls



SAYE-PS-LC01C

Wire suspension with control unit, set with integrated LC-OM DALIECO BT controller to control up to 32 DALI pendant luminaires DT6 or DT8. Suitable for LC01S luminaires with integrated LC-OM DALI LS/PD LI sensor. Operation and configuration via the Osram BT control app (can be downloaded from app stores). Other accessories available.

Type	Colour	LxBxH/DxH	Art. no.		kg
SAYE-PS-LC01C 120 5x0,75	vw	317 x 44,5 x 39	9123 0125 121	1	0,60
	sg	317 x 44,5 x 39	9123 0125 135	1	0,60
SAYE-PS-LC01C 190 5x0,75	vw	317 x 44,5 x 39	9121 0125 121	1	0,60
	sg	317 x 44,5 x 39	9121 0125 135	1	0,60
SAYE-PS-LC01C 295 5x0,75	vw	317 x 44,5 x 39	9122 0125 121	1	0,60
	sg	317 x 44,5 x 39	9122 0125 135	1	0,60



SAYE-PS-LC04

Wire suspension with control unit, set with integrated Regiolux direct:LC EnOcean controller to control up to 15 DALI pendant luminaires DT6 or DT8. Must be programmed using the Regiolux direct:LC-App software. Other accessories available.

Type	Colour	LxBxH/DxH	Art. no.		kg
SAYE-PS-LC04 120 5x0,75	vw	317 x 44,5 x 39	9123 0425 121	1	0,60
	sg	317 x 44,5 x 39	9123 0425 135	1	0,60
SAYE-PS-LC04 190 5x0,75	vw	317 x 44,5 x 39	9121 0425 121	1	0,60
	sg	317 x 44,5 x 39	9121 0425 135	1	0,60
SAYE-PS-LC04 295 5x0,75	vw	317 x 44,5 x 39	9122 0425 121	1	0,60
	sg	317 x 44,5 x 39	9122 0425 135	1	0,60



SAYE-PS-LC05

Wire suspension with control unit, set with integrated 1-channel EnOcean radio receiver for switch dim control one DALI pendant luminaire. Other accessories available.

Type	Colour	LxBxH/DxH	Art. no.		kg
SAYE-PS-LC05 120 5x0,75	vw	317 x 44,5 x 39	9123 0525 121	1	0,60
	sg	317 x 44,5 x 39	9123 0525 135	1	0,60
SAYE-PS-LC05 190 5x0,75	vw	317 x 44,5 x 39	9121 0525 121	1	0,60
	sg	317 x 44,5 x 39	9121 0525 135	1	0,60
SAYE-PS-LC05 295 5x0,75	vw	317 x 44,5 x 39	9122 0525 121	1	0,60
	sg	317 x 44,5 x 39	9122 0525 135	1	0,60



SAYE-PS-LC10

Wire suspension with control unit, set with integrated basicDIM wireless controller to control one DALI pendant luminaire DT6 or DT8. Operation and configuration via the Casambi app (can be downloaded from app stores).

Type	Colour	LxBxH/DxH	Art. no.		kg
SAYE-PS-LC10 120 5x0,75	vw	317 x 44,5 x 39	9123 1025 121	1	0,60
	sg	317 x 44,5 x 39	9123 1025 135	1	0,60
SAYE-PS-LC10 190 5x0,75	vw	317 x 44,5 x 39	9121 1025 121	1	0,60
	sg	317 x 44,5 x 39	9121 1025 135	1	0,60
SAYE-PS-LC10 295 5x0,75	vw	317 x 44,5 x 39	9122 1025 121	1	0,60
	sg	317 x 44,5 x 39	9122 1025 135	1	0,60

DALI signal

Compact control systems

Main component



LC-OM DALIeco

Light/presence control unit for cavity / luminaire installation

2-channel control unit for daylight and presence-dependent control of up to 32 DALI operating units, connection of further light and presence sensors; predefined function modes for simplified commissioning; individual adjustment of the function parameters using IR remote control; automatic and manual specification of the setpoint regulation value; 100 h burn-in function for low-pressure fluorescent lamps; operation using standard buttons and IR remote control; operating voltage 230V 50Hz. Housing intended for installation in cavities such as suspended ceilings or even in luminaire housings.

Type	LxBxH/DxH	Art. no.		kg
LC-OM DALIeco	118 x 30 x 21	8450 1039 100	1	0,05

Accessories



LC-OM DALI PRO PB COUPLER

DALI push button coupler

The DALI pushbutton coupler is a binary input device for insertion in a flush mounted box. The device is powered via the connected DALI line. The device has 4 input channels for potential-free contacts. It can be connected to switches or pushbuttons. The required voltage is supplied by the DALI pushbutton coupler (no additional voltage source needed). Initiated by the connected pushbutton or switch, the DALI pushbutton coupler sends telegrams to a central DALI controller via the DALI line.

Type	LxBxH/DxH	Art. no.		kg
LC-OM DALI PRO PB COUPLER	42 x 42 x 20	8450 1029 100	1	0,02



LC-OM DALIeco LS/PD LI

Light/presence sensor for installation in luminaire

Light and presence sensor with adjustable presence detection range for luminaire and/or ceiling installation for connection to the DALIeco Control control unit; light and presence sensor via remote control can be activated/deactivated individually; V(λ)-corrected light sensor element; presence detection using active radar sensor element; function display with two-colour LED; movement detection range is adjustable; mounting height: 2...5m working range of light sensor: 20...800 lx (measured at sensor); integrated infrared remote control receiver; connection via 4p4c socket (RJ10) with reverse polarity protection.

Type	LxBxH/DxH	Art. no.		kg
LC-OM DALIeco LS/PD LI	48 x 15 x 17	8450 1040 100	1	0,01



LC-OM DALI LS/PD LI

Light / presence sensor

Light and presence sensor with adjustable presence detection range for mounting in the luminaire and/or ceiling for the connection to the DALIeco Control control unit; integrated infrared remote control receiver; integrated button for completely automatic start-up and deactivation of the infrared receiver; light sensor / presence detector can be individually activated / deactivated using remote control; 2-colour function display using LED; presence detection range can be adjusted between 40° - 90° using integrated shutter; direct connection on DALI; mounting height 2...5 m.

Type	LxBxH/DxH	Art. no.		kg
LC-OM DALI LS/PD LI	48 x 15 x 17	8450 1044 100	1	0,04

Accessories



LC-OM Sensor KIT 2

Ceiling surface-mounting adapter

Adapter for surface mounting of LC-OM DALIeco LS/PD LI and LC-OM DALI LS/PD LI light sensor.

Type	LxBxH/DxH	Art. no.		kg
LC-OM Sensor KIT 2	110 x 78 x 20	8450 1043 100	1	0,20



LC-OM DALIeco HF LS LI

HF Light/presence sensor

Light sensor and presence detector with adjustable presence detection range for luminaire and/or ceiling installation for connection to the DALIeco Control control unit; light sensor and presence detector can be activated/deactivated individually via remote control; V(λ)-corrected light sensor element; presence detection using active radar sensor element; function display with two-colour LED; movement detection range is adjustable; mounting height: 2...13 m working range of light sensor: 20...800 lx (measured at sensor); integrated Infrared remote control receiver; connection via 4p4c socket (RJ10) with reverse polarity protection.

Type	LxBxH/DxH	Art. no.		kg
LC-OM DALIeco HF LS LI	56 x 28 x 21	8450 1049 100	1	0,06



LC-OM DALI HF LS LI SENSOR COUPLER

SENSOR COUPLER

Control device for integration of the sensor HF LS LI in OSRAM DALI systems. Enables DALI connection for light sensors and movement sensors HF LS LI. Status LED and select button for test and reset to factory settings. 2-pole DALI connection via screwless plug terminal. Operating voltage 230V50Hz. Ceiling installation possible with additional mounting accessories (ECO CI KIT, not included in the scope of delivery)

Type	LxBxH/DxH	Art. no.		kg
LC-OM DALI HF LS LI SENSOR COUPLER	118 x 30	8450 1051 100	1	0,05



LC-OM ECO CI KIT

Mounting accessories for control unit

Terminal covers and strain relief for installation of control devices outside the luminaire. Suitable for: LC-OM DALIeco, LC-OM ... SENSOR COUPLER.

Type	LxBxH/DxH	Art. no.		kg
LC-OM ECO CI KIT	140 x 33 x 23	8450 1013 100	1	0,03



LC-OM MASTER REMOTE PC KIT

Remote control for commissioning the DALIeco (M5S5) light control system

Infrared remote control for controlling LC-OM DALIeco; individual buttons for function mode selection, setting the run-on and standby times, standby level, setting the offset between channels, channel value setting, automatic/manual setting of the control setpoint, centralised or sensor-based activation and/or deactivation of light measurement, centralised or sensor-based activation and/or deactivation of presence detection, activation of 100 hours burn-in function; integrated LED for displaying the programming mode and signal transmission; includes USB cable and software.

Type	LxBxH/DxH	Art. no.		kg
LC-OM MASTER REMOTE PC KIT	230 x 45 x 13	8450 1041 200	1	0,11

DALI signal

Accessories



LC-OM USER REMOTE

Remote control for the operation of the DALIeco (M5S5) light control system

Infrared remote control for the control of LC-OM DALIeco; retrieval and storage of 4 light scenes; tempory deactivation of presence detection (holiday function); reactivation of the automatic light control function after manual override using resume function; dimming and switching of two light groups, central switching of both groups; adaptable IR coding for the independent operation of up to 15 systems.

Type	LxBxH/DxH	Art. no.		
LC-OM USER REMOTE	230 x 33 x 10	8450 1042 100	1	0,11



LC-OM DALI REPEATER SO

Amplifier for distributor installation

Addressable signal amplifier for DALI controllers. Occupies one DALI address and controls up to 64 DALI operating devices together as one group. Extends the permissible length of the control line by 300 m. Operating voltage 230V50Hz. Housing intended for installation in conventional distribution boxes.

Type	LxBxH/DxH	Art. no.		
LC-OM DALI REPEATER SO	96 x 72 x 62,2	8450 1007 100	1	0,18



DALI signal

Main component



LC-OM DALIeco BT

Light/presence control unit for cavity / luminaire installation

1-channel Bluetooth controller for daylight linking and presence-dependent control of up to 32 DALI DT6 and DT8 devices, connection of up to 6 sensors and pushbutton couplers, various changeable functional modes, configuration and operation via iOS or Android app Osram Control BT, operating voltage 230V 50Hz. Housing intended for installation in cavities such as suspended ceilings or even in luminaire housings.

Type	LxBxH/DxH	Art. no.		kg
LC-OM DALIeco BT	118 x 30 x 21	8450 1053 100	1	0,04



Accessories



LC-OM DALI PRO PB COUPLER

DALI push button coupler

The DALI pushbutton coupler is a binary input device for insertion in a flush mounted box. The device is powered via the connected DALI line. The device has 4 input channels for potential-free contacts. It can be connected to switches or pushbuttons. The required voltage is supplied by the DALI pushbutton coupler (no additional voltage source needed). Initiated by the connected pushbutton or switch, the DALI pushbutton coupler sends telegrams to a central DALI controller via the DALI line.

Type	LxBxH/DxH	Art. no.		kg
LC-OM DALI PRO PB COUPLER	42 x 42 x 20	8450 1029 100	1	0,02



LC-OM DALI LS/PD LI

Light/presence sensor for installation in luminaire

Light and presence sensor with adjustable presence detection range for mounting in the luminaire and/or ceiling for the connection to the DALIeco Control control unit; integrated infrared remote control receiver; integrated button for completely automatic start-up and deactivation of the infrared receiver; light sensor / presence detector can be individually activated / deactivated using remote control; 2-colour function display using LED; presence detection range can be adjusted between 40° - 90° using integrated shutter; direct connection on DALI; mounting height 2...5 m.

Type	LxBxH/DxH	Art. no.		kg
LC-OM DALI LS/PD LI	48 x 15 x 17	8450 1044 100	1	0,04



LC-OM Sensor KIT 2

Ceiling surface-mounting adapter

Adapter for surface mounting of LC-OM DALIeco LS/PD LI and LC-OM DALI LS/PD LI light sensor.

Type	LxBxH/DxH	Art. no.		kg
LC-OM Sensor KIT 2	110 x 78 x 20	8450 1043 100	1	0,20



LC-OM ECO CI KIT

Mounting accessories for control unit

Terminal covers and strain relief for installation of control devices outside the luminaire. Suitable for: LC-OM DALIeco, LC-OM ... SENSOR COUPLER.

Type	LxBxH/DxH	Art. no.		kg
LC-OM ECO CI KIT	140 x 33 x 23	8450 1013 100	1	0,03

DALI signal

Main component



LC-RX TW-DALI-Potentiometer

TW-DALI potentiometer DT8

For manual dimming and operating of DALI luminaires and for adjusting the colour temperature for tunable white DT8 luminaires; incl. integrated DALI power supply for max. 26 DALI devices DT8, operating voltage 230 V 50 HzIntegrated/surface-mounted device incl. alpine white cover

Type	LxBxH/DxH	Art. no.		
LC-RX TW-DALI-Potentiometer	81 x 81 x 56	8450 6009 202	1	0,21

Main component

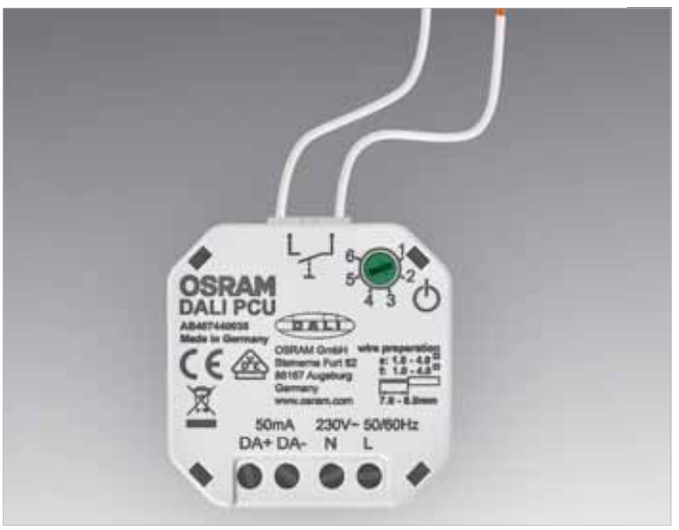

LC-OM DALI PCU

DALI button control unit

For switching and dimming DALI luminaires; installation in switch box 60 mm deep; max. 25 DALI devices can be connected; up to 4 DALI PCUs can be operated in parallel; min. brightness and behaviour after mains is re-established can be set; operating voltage 230 V at 50 Hz. Dimensions (L/W/H) 45x45x22 mm.

Type	LxBxH/DxH	Art. no.		
LC-OM DALI PCU	48 x 48 x 22	8450 1029 200	1	0,04



DALI signal

Compact control systems

Main component



LC-BEG PD4-M-DALI-AP

Light/presence sensor for ceiling surface mounting

Group presence detector, with DALI/DSI interface; integrated light sensor for automatic, constant light control; control of up to 50 DALI/DSI units as group; manual adjustments and using remote control; any number of slave devices can be connected for low-cost expansion of the detection range; reception area isee table; 1 channel (light control); DALI/DSI master max. 50 DALI/DSI units; time setting 1-30 min; brightness value 10-2000 lx; the mounting height shall not exceed 5 m for constant light control.

Type	LxBxH/DxH	Art. no.		kg
LC-BEG PD4-M-DALI-AP	98 x 63	8450 6004 100	1	0,14

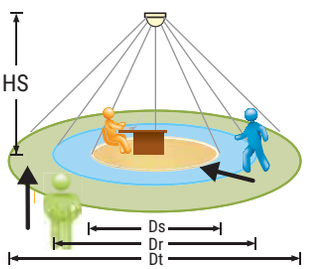

HS	Ds	Dr	Dt
m	m	m	m
2,00	5,20	6,40	17,00
2,50	6,40	8,00	24,00
3,00	7,60	9,60	29,00
3,50	9,00	11,00	34,00
4,00	–	13,60	39,00
4,50	–	14,40	44,00
5,00	–	16,00	48,00
10,00	–	16,00	48,00

Sensor device mounts

IP20 SDBA M12

▶ 326



Blind unit SDBA with attached motion sensor
for daylight linking and presence-dependent switching and control.

IP54 SDBAS M12

▶ 358



Blind unit SDBAS with attached motion sensor
for daylight linking and presence-dependent switching and control.

Accessories



LC-BEG PD4-S-AP

Slave sensor presence for ceiling surface mounting

Presence sensor, slave sensor with circular and long-range monitoring area, surface mounting, for master/slave combination. Only one master for light switching is necessary; motion detection in all areas of the room possible with slave sensors; switching pulse to the master in the case of detected movement; recognition of the motion independent of ambient lighting; sensor and power part in the same housing; range area see table.

Type	LxBxH/DxH	Art. no.		kg
LC-BEG PD4-S-AP	101 x 76	8450 6005 100	1	0,20



LC-BEG IR-RC

Remote control and programming adapter for smart phones

IR-RC adapter to operate all remote-controllable LC-BEG sensors, for connection to the audio output of smart phones, Luxomat remote control app needed, can be downloaded from the app store for iOS and Android, incl. micro USB charging cable.

Type	LxBxH/DxH	Art. no.		kg
LC-BEG IR-RC	80 x 60 x 8	8450 6021 100	1	0,04



LC-BEG IR-PD-DALI-E

Remote control and programming tool

Infra-red remote control for the control of LC-BEG-DALI sensors and the linked luminaire groups. Installation aid and programming tool. Wall mount included in scope of delivery. Range max. 8m.

Type	LxBxH/DxH	Art. no.		kg
LC-BEG IR-PD-DALI-E	80 x 60 x 8	8450 6028 100	1	0,03

Sensor device mounts

IP20 SDBA S17 ▶ 327



Blind unit SDBAS with attached motion sensor
for daylight linking and presence-dependent switching and control.

DALI signal

Compact control systems

Main component



LC-BEG PD4-M-DALI-GH-AP

LC-BEG PD4-M-DALI-GH-AP

Group presence detector, with DALI/DSI interface; integrated light sensor for automatic constant light regulation; actuation of up to 50 DALI/DSI controllers as a group; settings both manual and through remote control; any number of slave devices can be connected for the low-cost expansion of the monitoring area;

Monitoring area : vertical 360° oval; see table for range;
1 channel (light control); DALI/DSI-Master max. 50 DALI/DSI EVG; time setting 1-30min; brightness value 10-2500lx; installation height between 5-16m.

Type	LxBxH/DxH	Art. no.		
LC-BEG PD4-M-DALI-GH-AP	98 x 63	8450 6029 100	1	0,13

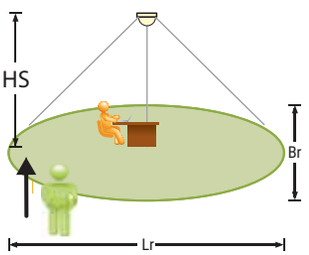

HS	Lr	Br
m	m	m
5,00	26,00	18,00
6,00	26,00	18,00
7,00	28,00	19,00
8,00	28,00	19,00
9,00	30,00	19,00
10,00	30,00	19,00
14,00	30,00	19,00

Sensor device mounts

IP20 SDBA LC07

▶ 327



Blind unit SDBA with attached motion sensor
for daylight linking and presence-dependent switching and control.

IP54 SDBAS LC07

▶ 359



Blind unit SDBAS with attached motion sensor
for daylight linking and presence-dependent switching and control.

Z Accessories



LC-BEG PD4-S-GH-AP

Presence slave sensor for ceiling surface mounting

Presence detector, slave with oval shape and long-range detection range as surface mounting version, significant potential for energy savings, particularly in large rooms and for monitoring large areas; only one master necessary for light switching; movement detection in all room segments possible with slaves; switching pulse to the master in the case of detected movement; recognition of the movement independent of ambient brightness; no adjustment elements at the slave; sensor and power part in the same housing; max. installation height 14m; range area see table.

Type	LxBxH/DxH	Art. no.		kg
LC-BEG PD4-S-GH-AP	98 x 63	8450 6003 100	1	0,13



LC-BEG IR-RC

Remote control and programming adapter for smart phones

IR-RC adapter to operate all remote-controllable LC-BEG sensors, for connection to the audio output of smart phones, Luxomat remote control app needed, can be downloaded from the app store for iOS and Android, incl. micro USB charging cable.

Type	LxBxH/DxH	Art. no.		kg
LC-BEG IR-RC	80 x 60 x 8	8450 6021 100	1	0,04



LC-BEG IR-PD-DALI-E

Remote control and programming tool

Infra-red remote control for the control of LC-BEG-DALI sensors and the linked luminaire groups. Installation aid and programming tool. Wall mount included in scope of delivery. Range max. 8m.

Type	LxBxH/DxH	Art. no.		kg
LC-BEG IR-PD-DALI-E	80 x 60 x 8	8450 6028 100	1	0,03

Sensor device mounts

IP20 SDBA S23 ▶ 326



Blind unit SDBA with attached slave sensor for extending the range of a master sensor.

DALI signal

Main component



LC-BEG PD4-M-DALI-DE

Light/presence sensor for ceiling recessing

Group presence detector, with DALI/DSI interface; integrated light sensor for automatic, constant light control; control of up to 50 DALI/DSI units as group; manual adjustments and using remote control; reception area see table; 1 channel (light control); DALI/DSI master max. 50 DALI/DSI units; time setting 1-30 min; brightness value 10-2000 lx; the mounting height shall not exceed 5 m.

Type	LxBxH/DxH	Art. no.		kg
LC-BEG PD4-M-DALI-DE	97 x 103	8450 6010 100	1	0,14

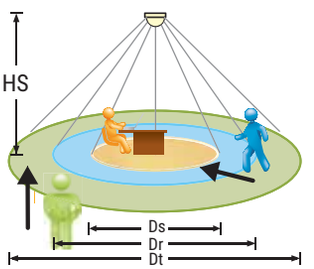

HS	Ds	Dr	Dt
m	m	m	m
2,00	5,20	6,40	17,00
2,50	6,40	8,00	24,00
3,00	7,60	9,60	29,00
3,50	9,00	11,00	34,00
4,00	–	13,60	39,00
4,50	–	14,40	44,00
5,00	–	16,00	48,00
10,00	–	16,00	48,00

Accessories



LC-BEG PD4-S-DE

Presence slave sensor for ceiling recessing

Presence sensor, slave sensor with circular and long-range monitoring area, surface mounting, for master/slave combination. Only one master for light switching necessary; motion detection in all room segments possible with slave sensors; switching pulse to the master in the case of detected movement; recognition of the motion independent of ambient brightness; sensor and power part in the same housing; range area see table.

Type	LxBxH/DxH	Art. no.		kg
LC-BEG PD4-S-DE	97 x 103	8450 6014 100	1	0,10



LC-BEG IR-PD-DALI-E

Remote control and programming tool

Infra-red remote control for the control of LC-BEG-DALI sensors and the linked luminaire groups. Installation aid and programming tool. Wall mount included in scope of delivery. Range max. 8m.

Type	LxBxH/DxH	Art. no.		kg
LC-BEG IR-PD-DALI-E	80 x 60 x 8	8450 6028 100	1	0,03



LC-BEG IR-RC

Remote control and programming adapter for smart phones

IR-RC adapter to operate all remote-controllable LC-BEG sensors, for connection to the audio output of smart phones, Luxomat remote control app needed, can be downloaded from the app store for iOS and Android, incl. micro USB charging cable.

Type	LxBxH/DxH	Art. no.		kg
LC-BEG IR-RC	80 x 60 x 8	8450 6021 100	1	0,04

Switching signal

Switching control devices

Main component



LC-BEG PD4-M-1C-AP

Light/presence sensor for ceiling surface mounting

Presence detector, with circular and long-range monitoring area, 1 switching channel for switching light (potential-free); high-performance relay for switching high lamp outputs; any number of slave devices for low-cost extension of the monitoring area can be connected; settings manual and via remote control; monitoring area see table, lateral ∅ 24.0 m, frontal ∅ 8.0 m; 1 channel (light control); switching power 2300 W, cosφ=1; 1150 VA; cosφ=0.5 time setting 15 sec.-30 min. or pulse; brightness value 10-2000 lx.

Type	LxBxH/DxH	Art. no.		
LC-BEG PD4-M-1C-AP	98 x 65	8450 6001 100	1	0,16

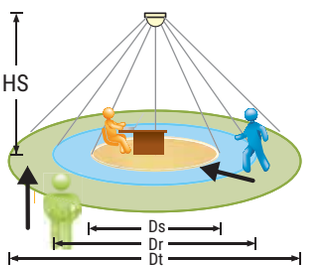

HS	Ds	Dr	Dt
m	m	m	m
2,00	5,20	6,40	17,00
2,50	6,40	8,00	24,00
3,00	7,60	9,60	29,00
3,50	9,00	11,00	34,00
4,00	–	13,60	39,00
4,50	–	14,40	44,00
5,00	–	16,00	48,00
10,00	–	16,00	48,00

Sensor device mounts

IP20 SDBA S20 ▸ 327



Blind unit SDBA with attached motion sensor for daylight linking and presence-dependent switching.

IP54 SDBAS S20 ▸ 359



Blind unit SDBAS with attached motion sensor for daylight linking and presence-dependent switching.

Accessories



LC-BEG PD4-S-AP

Slave sensor presence for ceiling surface mounting

Presence sensor, slave sensor with circular and long-range monitoring area, surface mounting, for master/slave combination. Only one master for light switching is necessary; motion detection in all areas of the room possible with slave sensors; switching pulse to the master in the case of detected movement; recognition of the motion independent of ambient lighting; sensor and power part in the same housing; range area see table.

Type	LxBxH/DxH	Art. no.		kg
LC-BEG PD4-S-AP	101 x 76	8450 6005 100	1	0,20



LC-BEG IR-PD-E

Remote control and programming tool

Infra-red remote control for the control of LC-BEG-PD4 sensors. Installation aid and programming tool. Four predefined brightness values for the switch-on value of the lighting; selection completely or semi-automatic; predefined switch-on times of the lighting: pulse, 15 s to 30 min.; predefined switch-on times for device control: pulse, 5 to 120 min.; saving of the current dimming value as switch-on and/or switch-off value; permanent anti-sabotage protection; range up to a max. of MH=8m. Wall mount included in scope of delivery.

Type	LxBxH/DxH	Art. no.		kg
LC-BEG IR-PD-E	80 x 60 x 8	8450 6027 100	1	0,04



LC-BEG IR-RC

Remote control and programming adapter for smart phones

IR-RC adapter to operate all remote-controllable LC-BEG sensors, for connection to the audio output of smart phones, Luxomat remote control app needed, can be downloaded from the app store for iOS and Android, incl. micro USB charging cable.

Type	LxBxH/DxH	Art. no.		kg
LC-BEG IR-RC	80 x 60 x 8	8450 6021 100	1	0,04

Sensor device mounts

IP20 SDBA S17 ▶ 327



Blind unit SDBA with attached slave sensor for extending the range of a master sensor.

Switching signal

Switching control devices

Main component



LC-BEG PD4-M-1C-GH-AP

Light/presence sensor for ceiling surface mounting

Presence sensor, remote-controllable with oval and long-range monitoring area, specifically for high rise racking; automatic reading of the current light value; switching the lighting on and off and parameterisation of the presence sensor by remote control; high-performance relay, with inrush current limiter; sensor and power part in the same housing; can also be switched using pushbutton; range area see table; 1 channel (light control); switching power 2300 W, cosϕ=1; 1150 VA, cosϕ=0.5; time setting 15 sec.-30 min. or pulse; brightness value - 10-2000 lx.

Type	LxBxH/DxH	Art. no.		
LC-BEG PD4-M-1C-GH-AP	98 x 63	8450 6002 100	1	0,13

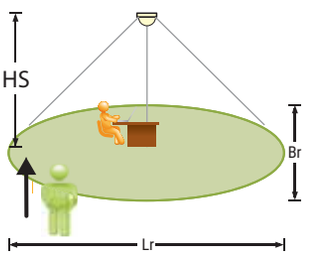

HS	Lr	Br
m	m	m
5,00	26,00	18,00
6,00	26,00	18,00
7,00	28,00	19,00
8,00	28,00	19,00
9,00	30,00	19,00
10,00	30,00	19,00
14,00	30,00	19,00

Sensor device mounts

IP20 SDBA S10 ▸ 326



Blind unit SDBA with attached motion sensor
for daylight linking and presence-dependent switching.

IP54 SDBAS S10 ▸ 358



Blind unit SDBAS with attached motion sensor
for daylight linking and presence-dependent switching.

Accessories



LC-BEG PD4-S-GH-AP

Presence slave sensor for ceiling surface mounting

Presence detector, slave with oval shape and long-range detection range as surface mounting version, significant potential for energy savings, particularly in large rooms and for monitoring large areas; only one master necessary for light switching; movement detection in all room segments possible with slaves; switching pulse to the master in the case of detected movement; recognition of the movement independent of ambient brightness; no adjustment elements at the slave; sensor and power part in the same housing; max. installation height 14m; range area see table.

Type	LxBxH/DxH	Art. no.		kg
LC-BEG PD4-S-GH-AP	98 x 63	8450 6003 100	1	0,13



LC-BEG IR-PD4-GH

Remote control and programming tool

Infrared remote control for controlling LC-BEG-PD4-M-1C-GH sensors; installation help and programming tool; seven predefined brightness values for the switch-on value of the lighting; day and night operation; selection of completely or semi-automatic operation; predefined switch-on times of the lighting: pulse, 15 s – 30 min.; storing of the current dimming value as switch-on and/or switch-off value; determination of the switch-on threshold for reaching a calculated setpoint value; wall mount included in the scope of delivery.

Type	LxBxH/DxH	Art. no.		kg
LC-BEG IR-PD4-GH	80 x 60 x 8	8450 6006 100	1	0,04



LC-BEG IR-RC

Remote control and programming adapter for smart phones

IR-RC adapter to operate all remote-controllable LC-BEG sensors, for connection to the audio output of smart phones, Luxomat remote control app needed, can be downloaded from the app store for iOS and Android, incl. micro USB charging cable.

Type	LxBxH/DxH	Art. no.		kg
LC-BEG IR-RC	80 x 60 x 8	8450 6021 100	1	0,04

Sensor device mounts

IP20 SDBA S23 ▶ 326



Blind unit SDBA with attached slave sensor for extending the range of a master sensor.

direct:LC

EnOcean control devices

Main component



LC-RX direct:LC-Controller

LC-RX direct:LC controller

EnOcean DALI controller, DT8 protocol for Tunable White, up to max. 15 devices, 230 V 50 Hz, 868 MHz, freely configurable via direct:LC-App, incl. surface-mount box

Type	LxBxH/DxH	Art. no.		
LC-RX direct:LC-Controller	180 x 90 x 60	8450 7015 100	1	0,00

Accessories



LC-RX direct:LC-USB

LC-RX direct:LC USB

EnOcean USB stick, 868 MHz, for configuration of the direct:LC controller via the PC software direct:LC-APP(available on request under dali@regiolux.de)

Type	LxBxH/DxH	Art. no.		
LC-RX direct:LC-USB	-	8450 7015 110	1	0,00

Transmitter

DPSN wireless ▸ 255



Wireless transmitter for 3-phase rail DPSN

Transmitter



LC-RX direct:LC-Taster

wall transmitter, 2 channels

EnOcean wall button, 2-channel, 1 rocker, without batteries, alpine white colour with frame

Type	LxBxH/DxH	Art. no.		kg
LC-RX direct:LC-Taster 2W	80,5 x 80,5 x 15	8450 6009 207	1	0,15



LC-RX direct:LC-Taster

wall transmitter, 4 channels

EnOcean wall button, 4-channel, 2 rockers, without batteries, alpine white colour with frame

Type	LxBxH/DxH	Art. no.		kg
LC-RX direct:LC-Taster 4W	80,5 x 80,5 x 15	8450 6009 205	1	0,15



LC-RX direct:LC-FB 8

Control unit

EnOcean remote control, 8 channels, without battery, with wall bracket

Type	LxBxH/DxH	Art. no.		kg
LC-RX direct:LC-FB 8	185 x 50 x 17	8450 8101 100	1	0,00



LC-PE EnOcean MFB4K

EnOcean mini handheld transmitter

The mini hand-held transmitter is suitable for switching and dimming lighting. It can be switched without batteries and from any location. The small and ergonomic mini hand-held transmitter in a closed housing is designed as remote control and has 4 buttons. Colour of the housing: black; colour of the buttons: grey.

Type	LxBxH/DxH	Art. no.		kg
LC-PE EnOcean MFB4K	82 x 50 x 21	8450 7007 100	1	0,08

Light-Control for increasing energy efficiency

Time based lighting systems meet the highest contemporary standards of light quality, ergonomics and safety, design considerations, and regarding energy terms. With modern lighting technology in conjunction with sophisticated electronic components, high-efficiency light arms, optimal measures for glare reduction and efficient light sources, lighting solutions can be realised that they correspond to all needs, generate much more light and consume less energy than old systems with conventional, sometimes completely outdated technology.

The optionally available technologies for better control and regulation of lighting systems provide even more potential for cost saving and efficiency. In installations where a sensible use of natural daylight is possible, up to 75% of energy saving can be achieved compared to existing systems. There are also savings regarding the use of sensor technology in presence detection, for example, in storage and distribution areas.



Energy Optimisation - benefitting from saving potentials in interior lighting

When renovating the lighting system, one should start with a general check-up of its current condition. Only on the basis of this analysis, statements about possible savings are possible. The numbers listed in the chart are to be interpreted as a rough guide. In particular, the savings from daylight-dependent systems can vary strongly, depending on various conditions (eg, geographic location, window size and position, direction, obstruction, use of time). We recommend to carry out an appropriate cost calculation prior to the renovation.

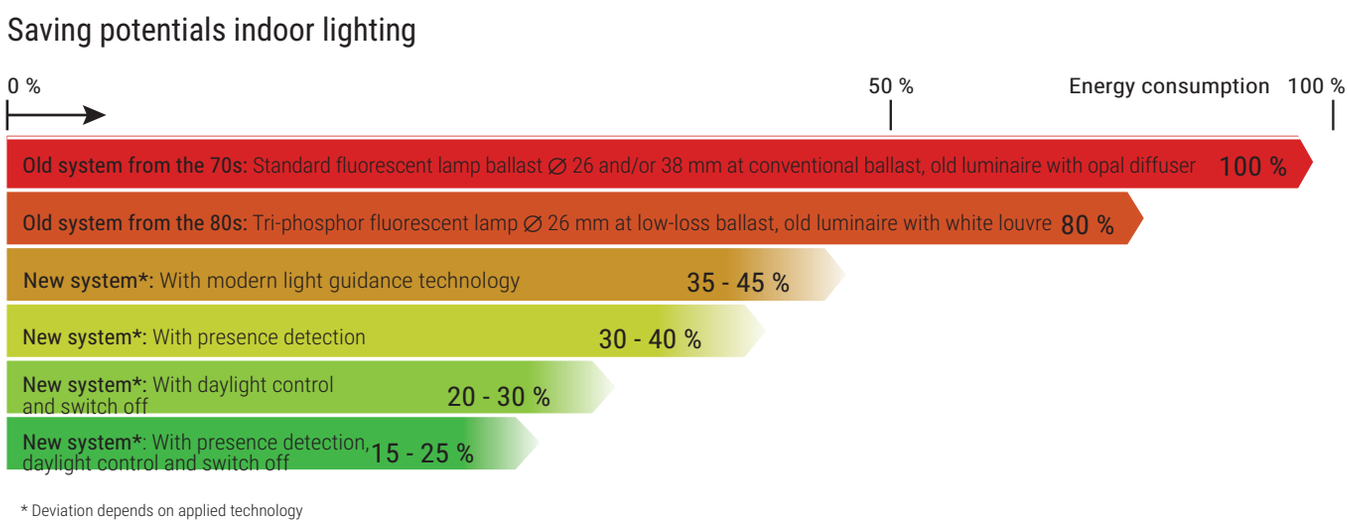

Fig. 1: Saving potential indoor lighting
A modern lighting design with a suitable light control can reduce up to 75% of energy.

Light-Control Application Manuals











www.regiolux.de/en/service/know-how/application-manuals

Save with daylight-dependent control of lighting systems

Luminaire installations that take account of entering daylight must not continuously generate maximum illumination output for achieving the necessary lighting level. Dimmable electronic ballasts and light sensors dim the artificial light at high ambient brightness. Depending on the daylight flooding the room, it may be useful to have multiple control loops.

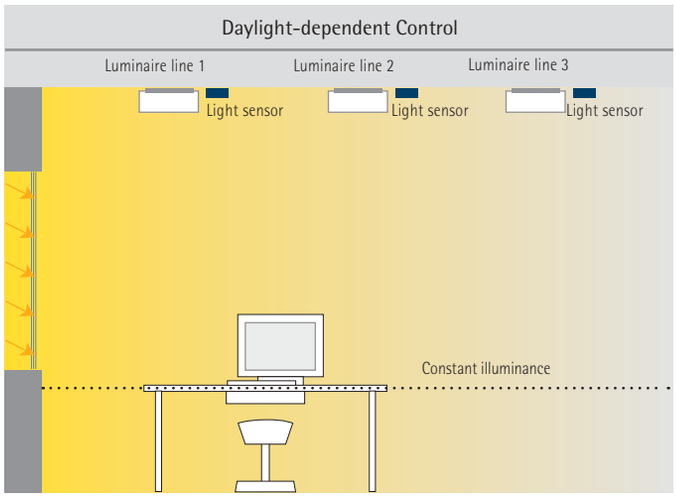

Fig. 2: Daylight-dependent control
The light sensors control the installed lighting rows depending on the amount of daylight. The aim is to provide a constant illumination intensity for a visual task.

Presence control

With the help of presence detection, expenses can be reduced even further. Corresponding presence sensors ensure that the lighting is only activated when there are people in the room. Otherwise, the illumination is automatically switched off or lowered to a residual level with a dimmable lighting system. The latter is interesting, especially in rooms where a residual brightness is constantly desired, such as in hospital corridors.

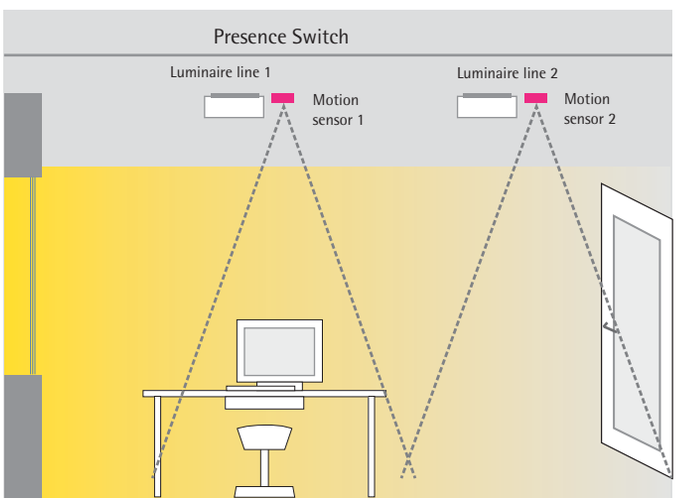

Fig. 3: Presence dependent switching
Two luminaire lines switched via motion sensors. Work and entrance areas are defined as default capture areas.

Even with typical standard applications, Regiolux luminaire systems achieve enduringly low operational and maintenance costs. By developing and implementing individual solutions for special applications, Regiolux also helps to increase efficiency even further. We offer a wide variety of solutions of modern control devices and sensors that meet current requirements for efficient illumination in a sustainable way. Please also see our preconfigurated master luminaires in the product sections.

Your contact person for energy-optimised lighting systems



Contact:
T + 49 9525 89-260
F + 49 9525 89-261
service@regiolux.de



Technical information

Liability exclusion 1
Guidance page layout and explanations 6
Adcanced Services 500
1. The quality of light 556
2. Lighting technology basic concepts 557
3. Lighting planning 558
3.1 Prerequisites 558
3.2 Standards 558
3.3 Special requirements 560
3.4 Maintenance factor 560
4. Quality criteria for good light 561
4.1 Lighting level 561
4.2 Luminance distribution 561
4.3 Glare limitation 561
4.4 Light direction and shadows 562
4.5 Light colour and colour rendition 563
4.6 Biologically effective light 563
4.6 Energy efficiency 563
5. Energy efficiency 564
5.1 EnEV 564
5.2 DIN V 18599 564
5.3 Energy audit 564
5.4 Modern lighting systems 564
5.5 Energy use designation 564
6. Lamps 566
6.1 LED 566
6.2 Fluorescent lamps 568
7. Electrics 569
7.1 Maximum number of luminaires per circuit 569
7.2 Emergency light 569
8. Luminaires 570
8.1 Proper use 570
8.2 Special operating conditions 570
8.3 Luminaire optics and their applications 572
8.4 Maintenance 574
8.5 Special luminaires and modifications 574
8.6 Certification, insulation class and protection rating 574
9. Notes on disposal 576
9.1 EU WEEE directive 576
9.2 EU Directive 94/62/EC 576
9.3 The European RoHS directive 576
10. Terms of business 576

1. The quality of light

Lighting planning today can choose from a wide variety of light sources and therefore instruments that enable lighting adapted to people's needs. The first approaches towards qualitative lighting planning were made as early as the nineteen fifties. The pioneer in the field of new lighting philosophy was Richard Kelly. His systematisation of light effects today still finds praise.

Richard Kelly managed to free himself from the requirement of uniform illuminance, seen until then as a central criterion of lighting planning. He substituted the question of light quantity with the question of the quality of light. He searched for criteria that differentiated between the perceptional priorities of the viewer. From this consideration a systematisation was created within which Kelly differentiated between three fundamental functions of lighting.

Light for looking light for viewing light for looking at

Light for looking

Light for seeing approximately corresponds to the usual quantitative expectation of light. General lighting is created that is sufficient for the perception of the defined viewing tasks. This might be the perception of objects or building structures, orientation in an environment or orientation while moving forwards. But in contrast to quantitative lighting planning, light for viewing is not the aim but rather the basis for extended lighting planning.

Light for viewing

Light for viewing according to Kelly's theory extends beyond general lighting and accommodates the requirements of people in their surroundings. This type of lighting sets priorities for human perception: firstly objects are recognised that are illuminated in the room the brightest, and then the viewer completes this with perception of the darker objects. In contrast to uniform lighting, light for viewing structures the visual environment into bright and dark zones. It can be quickly and unequivocally differentiated and comprehended. The viewer's gaze can be directed onto single objects or zones in the room. This principle not only aids orientation in rooms, it can also be used for the presentation of goods and objects with an aesthetic appeal.

Light for looking at

Light for viewing not only illuminates objects or communicates information, but is itself the object of perception. In this respect the light contributes to the aesthetic effect of the room and creates ambience and atmosphere. Light for viewing can be created by candlelight or a light object. The brilliance of the light itself can also become visible via the illumination of specific materials.

To be able to implement these three basic functions of lighting into lighting planning, the industry offers a wide range of lamps that equip various forms of luminaire housings. The design of luminaires does not only have an aesthetic function, but is also influenced by the light guiding optics that in their turn ensure precise light control and glare elimination. Thus equipped, the lighting planner can then work qualitatively with light.

General lighting, supplying **light for seeing**, can be implemented with direct, wide distribution luminaires for fluorescent or compact fluorescent lamps. These light sources create diffuse light.

Homogeneous light can also be achieved via indirect lighting. But because purely direct or purely indirect light cannot create optimal visual conditions, luminaires with direct-indirect distribution have proven to be highly suitable for general lighting.

For improving general room impressions, illumination of vertical surfaces is recommended. This can be achieved with rectangular or circular luminaires, and with asymmetric reflectors and compact or linear fluorescent lamps.

For improving the general lighting of vertical surfaces, directed light can also be implemented that structures the rooms uniformly and therefore also provides light for viewing.

If **light for viewing** is ensured, a room impression can be emphasised with light for looking at. This in turn gives a significantly more sophisticated quality of light, and primarily improves rendering of the plasticity and surface structures of illuminated objects. Directed light enables differentiated concentration of light and opens the way for more flexibility with the arrangements of luminaires in the room. An interplay of light and shadow is created that determines the succession of perception.

Room depth also becomes experienceable. Surface-mounted spots with reflector lamps are often used for such tasks. Recessed pan-and-tilt luminaires, usually equipped with high pressure discharge lamps and wide distribution reflectors, can also provide directed light.

In order to emphasise **light for viewing** it makes sense to keep the general lighting level low. Modelling effects can then be implemented with supplementary directed light. If general lighting is too high, the planner is forced to work with higher wattages for the adjustable light sources. Often the stray light from accentuated areas is sufficient for ambient lighting.

Light for looking at has greater demands on lamps and luminaires than the light for viewing tasks. This mostly means working with almost point-like light sources. As soon as the light from such lamps falls onto materials having glossy surfaces, light reflections are created that are perceived as being brilliant. When light sources themselves become objects, fibre optics, LED and also halogen pin-base lamps can be used. The luminance level of the lamps is experienced as radiant light. Light guidance and the lighting itself is no longer of primary significance.

Bibliography:
History of Light and Lighting - Correspondence Course Lighting Application/ Vol. 2

2. Lighting technology basic concepts

Basic term	unit	**symbol**	definition	
1. Luminous flux	Lumen (lm)	Φ	The total quantity of light emitted from the light source.	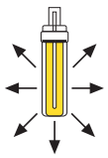
2. Luminous intensity	Candela (cd)	$I = \frac{\Phi}{\Omega}$	The luminous intensity I evaluates the light radiated in a definite direction. It depends on the luminous flux Φ in this direction and on the radiated solid angle.	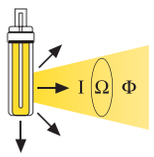
3. Illuminance	Lux (lx)	$E = \frac{\Phi}{A}$	The illuminance E is the luminous flux Φ, on a defined surface A.	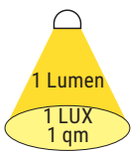
4. Luminance	Candela per m^2 (cd/m^2)	$L = \frac{\Phi}{A \cdot \cos \varepsilon}$	The luminance is the luminous intensity per m^2 of visible surface. The luminance L of an illuminated surface is the measure for the luminosity perceived.	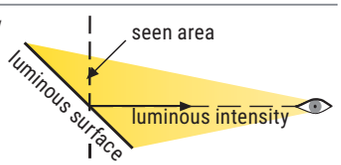
5. Bulb light output	Lumen per Watt (lm/W)	$\eta = \frac{\Phi}{P}$	The bulb light output is the gross light flux of a bulb relative to its power consumption.	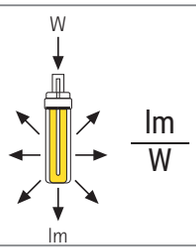
6. Luminaire light output	Lumen per Watt (lm/W)	$\eta = \frac{\Phi}{P}$	The luminaire light output is the net light flux of a luminaire relative to its power consumption, including the operating equipment.	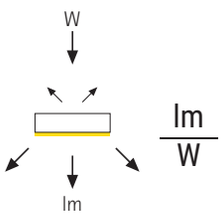

3. Lighting planning

The planning of a lighting system represents a complex task, including the working out of a lighting solution together with the building owner, the architect and the building services planner. This should fulfill valid standards and directives and should also meet the quality attributes for good lighting (see Section 4). And of course, successful lighting design in combination with the interior design also contributes to pleasant spacial environments.

3.1 Prerequisites

The following documents and specifications are necessary for planning a lighting system:

- Floor plan and sections of the rooms, room dimensions
- Ceiling system (type of construction and ceiling axis dimensions)
- Colours, reflection factors of ceiling, walls, floor and furniture
- Furniture or machine layouts
- Room use and visual tasks
- Position of work areas and surrounding areas
- Operating conditions such as temperature, dust and humidity (also see Fig. 3.3)



3.2 Standards

Lighting systems should comply to valid standards and directives. The basis for this is supplied by the European EN 12464 standard, ‚Lighting of workplaces'.

3.2.1 EN 12464 Part 1 ‚Lighting of workplaces in indoor areas'

Extract from DIN EN 12464-1
The indicated maintenance values for the illuminance are mean values above the working zone on the horizontal, vertical or inclined reference area. Independent of age and condition of the lighting system, the mean illuminance may not fall below the indicated value.

The UGR value of a lighting system may not exceed the indicated value.

Type of room, visual task or activity	Em (lux)	UGR
Traffic zones		
Traffic zones and corridors	100	28
Staircases, escalators, moving pavements	100	25
Loading ramps, loading zones	150	25
Break, sanitary and first aid rooms		
Canteens, Coffee kitchen	200	22
Break rooms	100	22
Rooms for compensatory gymnastics	300	22
Cloakrooms, washrooms, bathrooms, toilets	200	25
First aid rooms	500	19
Rooms for medicinary case	500	16
Control rooms		
Rooms for facility installations, Control gear rooms	200	25
Telefax and Post offices, telefon registration	500	19
Cold storages and stock rooms		
Stockrooms	100	25
Shipping and Packing	300	25
(High-bay) racks		
Traffic route without passenger traffic	20	-
Traffic routes with passenger traffic	150	22
Control center	150	22
Front of (high) bay rack	200	-
Agriculture		
Charging and operating of conveyors and machines	200	25
Barns	50	-
Barns for sick animals, calving barns	200	25
Feed preparation, milk rooms, equipment cleaning	200	25
Bakeries		
Preparation and baking rooms	300	22
Final processing, glazing, decoration	500	22
Electrical industry		
Manufacture of cables and wires	300	25
Winding (of large coils)	300	25
Winding (of medium-sized coils)	500	22
Winding (of fine coils)	750	19
Impregnation of coils	300	25
Galvanization	300	25
Assembly works (rough, e.g. large transformers)	300	25
Assembly works (medium-fine, e.g. control panels)	500	22
Assembly works (precision, e.g. telephones)	750	19
Assembly works (high precision, e.g. measuring instruments)	1000	16
Electronic workshops, testing, adjustment	1500	16
Metal working and processing		
Hammer forging	200	25
Drop forging	300	25
Welding	300	25
Rough and medium machine works: Tolerances > = 0.1 mm	300	22
Precision machine works; grinding: Tolerances < = 0.1 mm	500	19
Marking, monitoring	750	19
Wire and tube drawing shops, cold forming	300	25
Processing of heavy sheets: Thickness > = 5 mm	200	25
Processing of light sheets: Thickness < 5 mm	300	22
Production of tools and cutting goods	750	19
Assembly works (rough)	200	25
Assembly works (medium-fine)	300	25
Assembly works (precision)	500	22
Assembly works (high precision)	750	19
Galvanization	300	25
Surface treatment and painting	750	25
Tool, gauge and fixture making, precision mechanics and micromechanics	1000	19

Type of room, visual task or activity	Em (lux)	UGR
Printing offices		
Cutting, gilding, embossing, etching of printing blocks, work on lithographs and platens, printing machines, matrix production	500	19
Paper sorting and manual printing	500	19
Fonts, retouching, lithography	1000	19
Colour checking of multicolour printing	1500	16
Steel and copper engraving	2000	16
Textile manufacture and processing		
Workplaces and zones on baths, bale opening	200	25
Cording, washing, ironing, work on opening machines, drawing, combing, roving, jute and hemps spinning	300	22
Spinning, twisting, spooling, winding	500	22
Warping, weaving, braiding, knitting	500	22
Sewing, fine knitting, picking up stitches	750	22
Designing, pattern drawing	750	22
Finishing, dyeing	500	22
Drying rooms	100	28
Automatic textile printing	500	25
Slabbing, warp tying, cleaning	1000	19
Colour inspection, fabric inspection	1000	16
Invisible mending	1500	19
Hat production	500	22
Automobile industry		
Body construction and assembly	500	22
Paintwork, paint shops, grinding cabins	750	22
Paintwork: Repair, inspection	1000	19
Upholstery shop	1000	19
Final inspection	1000	19
General car service, repair and testing	300	22
Wood processing and machining		
Automatic processing, e.g. drying, laminated wood production	50	28
Vaporization pit	150	28
Reciprocating saws	300	25
Work at the joiner's bench, gluing, assembly	300	25
Grinding, painting, model joinery	750	22
Work on woodworking machines, e.g. turning, straightening, joining, cutting, sewing, milling	500	19
Selection of veneer woods	750	22
Marquetry, wood inlaid works	750	22
Quality control	1000	19
Offices		
Filing, copying etc.	300	19
Writing, typewriting, reading, data processing	500	19
Technical drawing	750	16
CAD workplaces	500	19
Conference and meeting rooms	500	19
Reception desks	300	22
Archives	200	25
Sales rooms		
Sales area	300	22
Counter areas	500	19
Packing tables	500	19
Libraries		
Bookshelves	200	19
Reading areas	500	19
Counters	500	19

Type of room, visual task or activity	Em (lux)	UGR
Parkings		
Entrance and exits (during the day)	300	25
Entrance and exits (during the night)	75	25
Routes	75	25
Parkings / parking spaces	75	-
Counter	300	19
Kindergarten, play schools (pre-schools)		
Playrooms	300	22
Day nursery rooms	300	22
Hobby rooms (handicrafts rooms)	300	19
Training centers		
Classrooms, seminar rooms	300	19
Classrooms for evening classes and adult education	500	19
Lecture halls	500	19
Black, green boards and white boards	500	19
Demonstration table	500	19
Art rooms	500	19
Art rooms in art schools	750	19
Rooms for technical drawings	750	16
Exercise rooms and laboratories	500	19
Handicraft rooms	500	19
Training workshops	500	19
Music exercise rooms	300	19
Computer training rooms (menu controlled)	300	19
Language laboratories	300	19
Preparation rooms and workshops	500	22
Entrance halls	200	22
Traffic zones, corridors	100	25
Staircases	150	25
Common areas for pupils / students and meeting rooms	200	22
Staff room	300	19
Libraries: Bookshelves	200	19
Libraries: Reading area	500	19
Collection of teaching resources	100	25
Sports halls, gymnasiums, swimming pools	300	22
School canteens	200	22
Kitchens	500	22

3.2.2 Further standards and directives

EN 1838	Emergency lighting
EN 12193	Sport hall lighting
EN 15193	Energy-related evaluation of buildings
BSI LG 7	Lighting Guide 7: Office Lighting
DIN 5035	Lighting with artificial light
DIN 67528	Lighting in public car-parks and on public off-street parking spaces
DIN SPEC 67600	Biologically effective lighting - planning recommendations
DIN V 18599	Energy-related evaluation of buildings
ASR 7/3	Workplace directive
BGR 131	Employers' association

Guidelines from specialist associations

3. Lighting planning

3.3 Special requirements

According to the application area, special operating conditions must be taken into account when selecting luminaires. The following represents a selection of frequent requirements.

3.3.1 Higher protection ratings

Some of the most frequent strains on electrical control gear are dust and humidity. In rooms with such conditions, luminaires with higher protection ratings must be used that are designed to prevent the ingress of foreign bodies and/or water (see Fig. 8.6.).

3.3.2 Fire risk facilities

This concerns rooms where a danger exists of flammable materials coming into proximity with electrical operating devices, meaning that fire may result. In situations with danger of fire via dust and/or fibres, luminaires must comply with the minimum protection rating of IP50 and the D designation (see Fig. 8.6.). In such cases the temperatures of the luminaire surfaces where with correct mounting flammable materials may gather must not exceed specified limit values.

3.3.3 High or low ambient temperatures

Luminaires are inspected in laboratory conditions with standardised parameters.Ambient temperature is usually 25°C. If in practice the ambient temperature strongly differs from this (e.g. for cold stores or workshops with process heat) the luminaire manufacturer should be consulted. In some cases special measures must be carried out.

3.3.4 Resistance to aggressive materials

If aggressive materials in the room atmosphere exist for specific application areas, the luminaire manufacturer should be consulted in order to assess the suitability of the luminaires. In this case information concerning the type of materials, their concentrations in the ambient air, ambient temperature and air humidity should be given. With regard to the compatibility of plastics to chemicals see Fig. 8.2.4. In this connection, resistance to chemical cleaning solvents must also be ascertained.

3.3.5 Splinter protection

Both in sensitive production areas and especially in rooms used for foodstuff manufacturing, impurities via glass splinters (e.g. from lamp damage) must be prevented. For this reason lamps with protective tubing or closed luminaires should be used.

3.3.6 Increased safety requirements in the food industry

Particular strict criteria apply for the use of luminaires in rooms of the food and beverage industry. Along with a higher degree of protection, the focus is on shatter protection, mechanical and chemical resistance as well as aspects of cleaning and/or maintenance. Appropriate tests according to DIN 10500 need to be performed to prove that these luminaires satisfy the standard IFS Food (International Featured Standards Food, formerly International Food Standard) and/or the BRC-Global Standard Food (British Retail Consortium) and may therefore be used in companies certified according to these standards.

3.3.7 Protection against flying balls

In sports halls, balls collide with luminaires with a relatively high impact velocity. Here it must be guaranteed that lamps are not destroyed by the impact and that no danger for people occurs from falling pieces. Luminaires for sports halls must therefore be ball-proof (see Fig. 8.6.).

3.3.8 Suitability for computer workstations

In rooms with computer screens, non-computer screen compatible lighting can lead to reflections and therefore glare. Lighting planning must therefore determine the area for luminaire mounting that may lead to disturbances, and the type and arrangement of luminaires must be selected in such a way that no disturbing reflections are created. Computer screen-compatible luminaires are equipped with special lighting technology with which the luminance values in the critical angle areas are reduced (see Fig. 4.3.).

3.3.9 Further demands for colour rendition

Various colour rendering properties of lamps lead to different perception of colours, thus influencing visual performance and well-being. Natural colour rendition is especially important for visual tasks in which colours must be matched and controlled (e.g. dental laboratories, printing works, textile manufacturing and sales). In this regard, suitable lamps with optimal colour rendition should be used.

3.3.10 Clean rooms

Clean room technology protects products, processes and people from the hazardous effects of contamination. That is why high quality requirements are placed on the operating resources (incl. illuminants), such as a reduction of particle emissions. Clean room applications are, for example, found in hospitals, in the pharmaceutical and foodstuff industries, in microelectronics and in research laboratories.

3.4 Maintenance factor

Illuminance levels specified in EN 12464 are so-called maintenance values and must not be fallen short of. Because in practice the actual illuminance level decreases due to ageing and soilage of the lamps, luminaires and the rooms, this is compensated for with the calculation of a maintenance factor (see Fig. 4.1). It is the duty of the lighting planner to specify or calculate the maintenance factor for the specific room and to draw up a maintenance plan. Mathematically, the maintenance factor represents the product of four part-maintenance factors:

WF=LLWF x LLF x LWF x RWF

LLF	Lamp service life factor (lamp failure during service life)
LLWF	Lamp luminous flux maintenance factor (reduction of luminous flux during service life)
LWF	Luminaire maintenance factor (soiling of luminaires between two cleaning cycles)
RWF	Room maintenance factor (reduction of reflection factors of the room surfaces)
WF	Maintenance factor

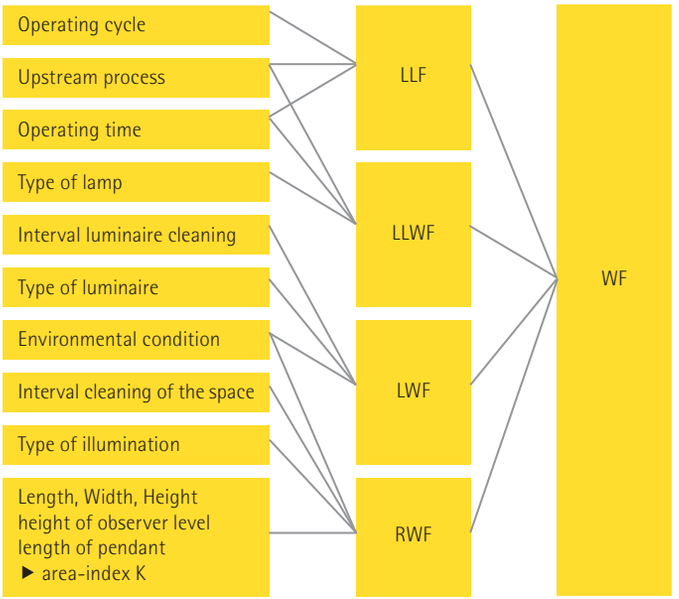

4. Quality criteria for good light

The task of indoor lighting is to supply people with an environment that contributes to their physical and emotional well-being and that also prevents accidents. In addition, lighting should influence the disposition of people according to high levels of performance, and with the intention of preventing premature tiredness and reducing errors. In order to optimally meet such requirements, several quality attributes should be considered during the planning process:

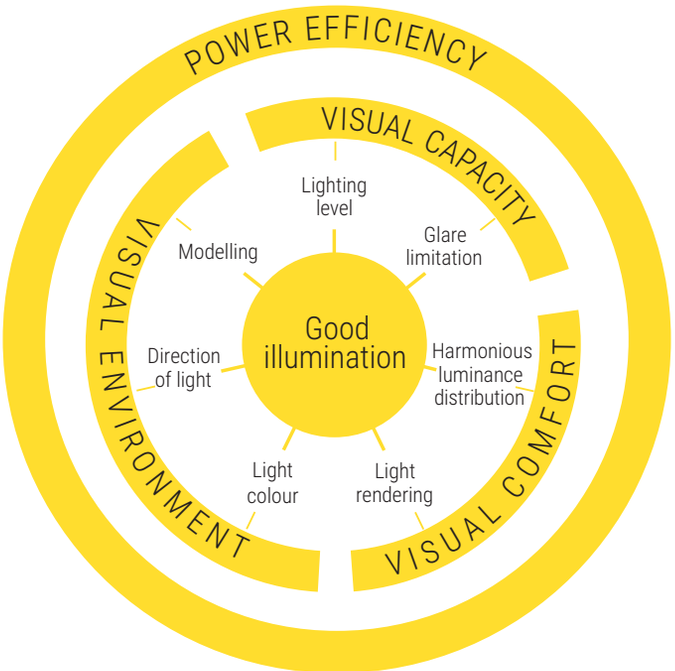

4.1 Lighting level

The lighting level is primarily defined by the level of illuminance. This in turn is dependent upon the visual task, and is oriented to the difficulty of recognising specific contrast and detail as well as the speed at which these must be perceived. The EN 12464 standard defines the required illuminance levels for various types of room and activity. Maintenance values specified for the illuminance levels are mean values for the workzones of the rooms in the specific working planes. Independent of the age and condition of the lighting system, the mean illuminance level must not fall below the specified value. For all lighting systems, illuminance levels decrease with increasing age of the lamps and because of the collection of dust. In addition, the reflecting peripheral surfaces of the room also usually darken with age or become dusty. The lighting system must therefore be planned according to a light loss factor that considers all influences and that was calculated for the intended lighting equipment, the spacial environment and the maintenance plan to be defined.

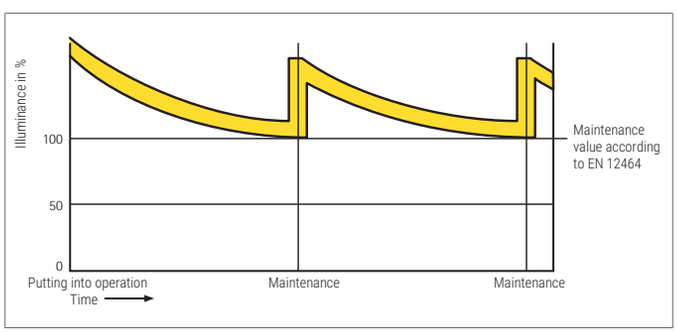

4.2 Luminance distribution

The illuminance level in a room says little about a balanced and uniform distribution of the luminance on various surfaces. A homogeneous brightness distribution and the lighting level required for this are the prerequisites for well-being with people. Optimal viewing conditions are given when the luminance contrasts between the object viewed and the larger surfaces of its surroundings are kept within specified limits. The recommended luminance ratio between viewing task and the near or far surroundings should not exceed 3:1 and should not be less than 1:3. The luminance of peripheral room surfaces and the viewed object can be established by us with the aid of special programs.

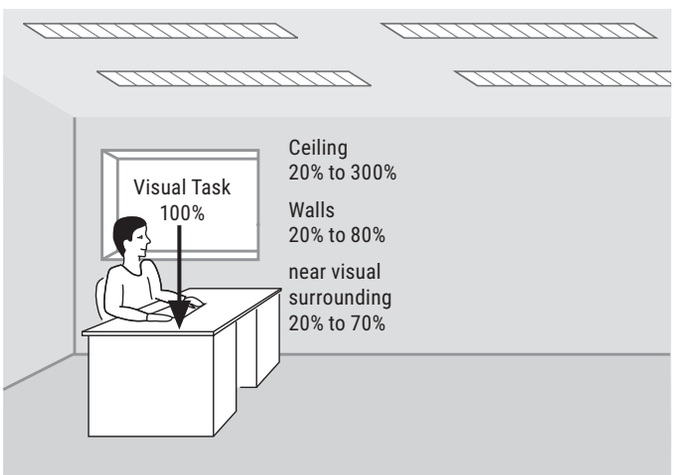

Recommended luminance ratio between visual task and the near or the distant surroundings.

4.3 Glare limitation

Direct glare is caused by excessive luminance in the field of view. It diminishes visual acuity (physiological glare) and may seriously lessen the sense of well-being (psychological glare). Methods of glare evaluation for indoor luminaires evaluate the limitation of luminance within the critical beam angle. As a standard evaluation system the UGR (Unified Glare Rating) method was introduced in Europe as the DIN EN 12464-1 standard. Details concerning the UGR method are described in the CIE 117 publication. The UGR value of a lighting installation, determined according to a table for the position of a standard viewer, is not permitted to exceed the value specified by the standard.

Reflected glare is caused by disturbing reflections upon blank surfaces. As shown in the illustration, no light from the marked area should fall onto the working plane. According to the physical law ‚angle of incidence = angle of reflection', reflections occurring would lie precisely in the field of view of the person working there. Matt work surfaces help significantly in solving the problem of reflected glare. Reflected glare leads to similar disturbances as direct glare, and impairs mainly contrasts, which are required for disturbance-free seeing. The lighting of computer screen workspaces requires especially careful planning, because strong reflections on the screens often make work impossible.

4. Quality criteria for good light

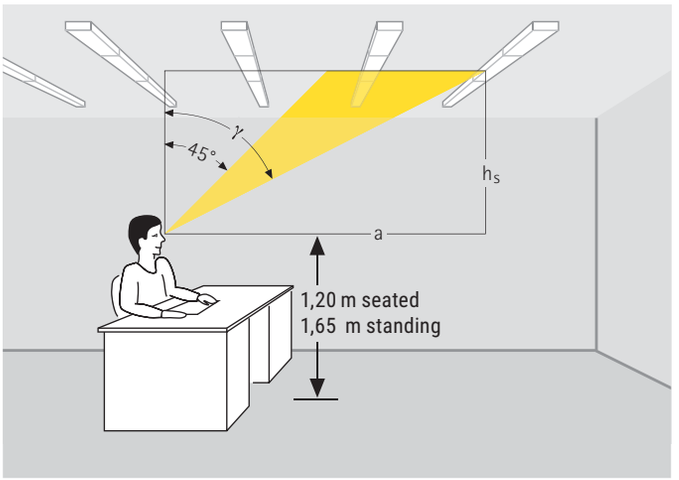

Arrangement of luminaires at right angles.

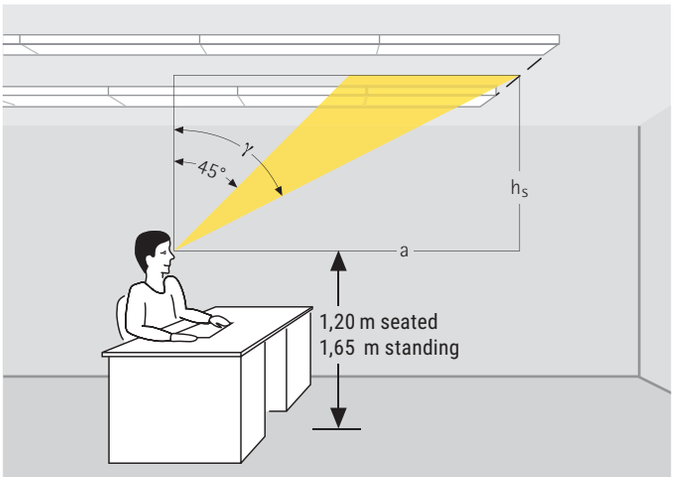

Arrangement parallel to the line of vision.

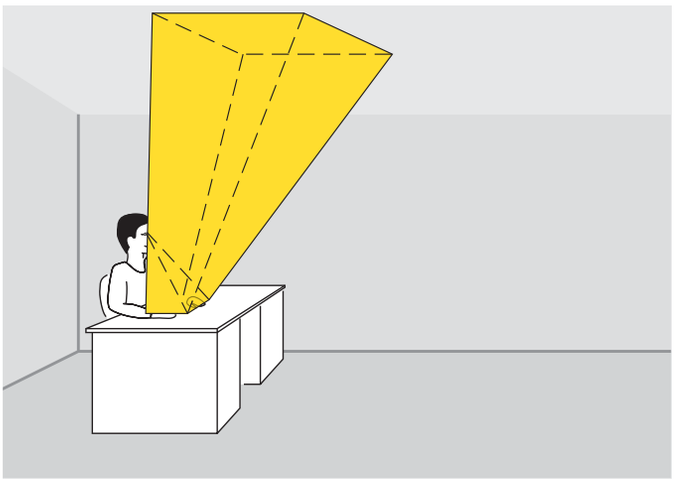

Reflected glare is caused by disturbing reflections on bright surfaces.

The reflective properties of the screen surfaces, the screen polarity and its curvature in combination with shining surfaces in the room are the decisive factors of influence for the assimilation of information via screens. Disturbing reflections can be lessened with anti-reflection measures for the screen surface. The suitability of luminaires is specified in DIN EN 12464-1. Depending on screen quality and screen polarity, the luminance values of luminaires and shiny surfaces reflected on the screens must not exceed the specified limitation values for mean luminance. Depending on these screen classes and the screen polarity, the luminance values of luminaires and shiny surfaces reflected on the screens must not exceed the specified limitation values for mean luminance. These limitation values are considered for luminaires above an emission angle of 65° all round.

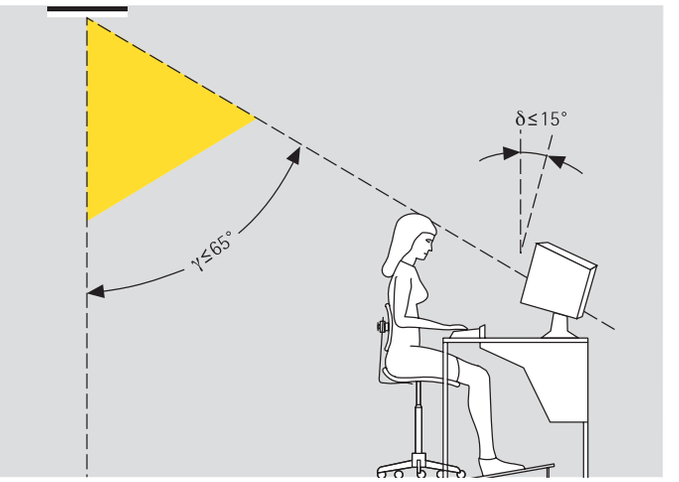

"High state"-luminance of the screen	Screens with high luminance L > 200 cd/m²	Screens with mean luminance L ≤ 200 cd/m²
Case A Positive polarity and usual requirements with regard to colour and details of the presented information, e.g. as available in offices, classes, etc.	≤ 3000 cd/m²	≤ 1500 cd/m²
Case B Negative polarity and/or higher requirements with regard to colour and details of the presented information, e.g. as available in case of CAD, colour verification, etc.	≤ 1500 cd/m²	≤ 1000 cd/m²

Note: "High state"-luminance of the screen (see EN ISO 9241-302) describes the maximum luminance of the white area of the screen. Manufacturers of screens indicate that value.

4.4 Light direction and shadows

Light direction should fundamentally be oriented to the ingress of daylight. The correct arrangement of luminaires is an important prerequisite for the avoidance of direct glare. Angle-dependent reflected glare can be minimised through advantageous arrangements. (As the illustration shows, lateral light incidence prevents glare of shiny table surfaces. Lateral light with luminaire arrangements parallel to the direction of view is therefore the best solution).

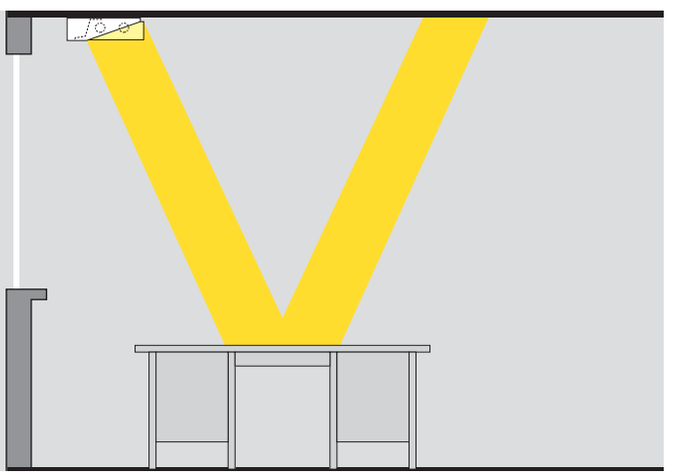

For good recognition of illuminated forms and surface structures, sufficient shadowing must be achieved with aid of the lighting. Strong shadowing in most cases is an advantage for emphasis of sales objects or for making danger spots visible. Balanced shadows with soft edges are desired though for the general lighting of indoor spaces. Directed light and strong shadowing. With general lighting, shadowing can be evaluated with the ratio of cylindrical illuminance EZ to horizontal illuminance E. Overshadowing is avoided when the ratio of E:EZh is not less than 0.3 at a height of 1.2 m above floor level. EZ is the mathematical mean value of the four vertical illuminance levels at the reference level of 1.2 m (see DIN 5031, Sector 3). The figures show shadowing with point-source lighting and with lighting arranged in continuous runs.



Directed light and considerable shadowing.

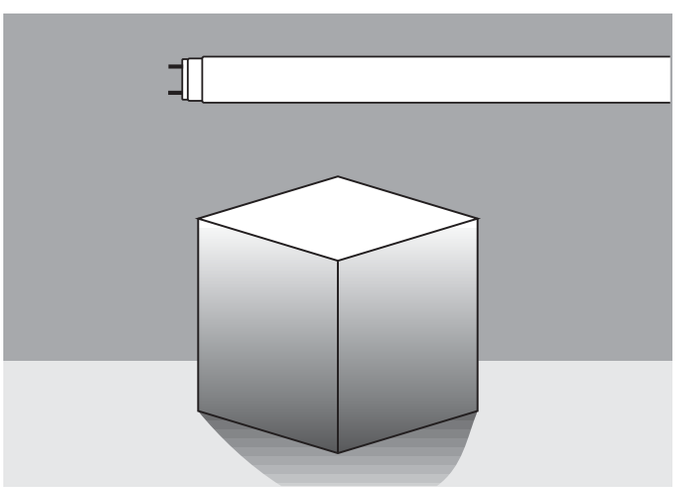

General lighting and balanced shadows.

4.5 Light colour and colour rendition

These factors contribute to visual perception and the recognition of our environment. Only with the right ‚colour climate' do people feel at ease. This factor is defined via the light source and its colour rendition properties as well as the colour design of the room. Light colour, colour rendition and the colour surroundings of a room must therefore be matched.

4.6 Biologically effective light

Light not only has a visual function but also a biologically effective component. If not enough daylight is available because people spend too much time in closed rooms, artificial light can assume specific functions of daylight and quasi delivers „the right light at the right time". Based on the natural light, the artificial light is given a dynamic structure similar to the course of the day. Thereby, the changes in the level of illumination and in the light colour are of particular importance. This is achieved using luminaires with tunable white technology and a corresponding light control system. A lighting concept based on this goes beyond the standard quality features of a lighting system and focuses on human beings: Human Centric Lighting (HCL) is able to support the human circadian rhythm, stimulates the well-being and supports the stable health of persons.

4.7 Energy efficiency

As well as the above-mentioned classic quality attributes, the energy efficiency of a lighting system is becoming ever more important. With total costs of lighting over the complete utilisation period, costs for electricity amount to approximately 60%. 20% each are to be calculated for the factors of purchase and installation/maintenance. Energy-saving systems significantly minimise costs, relieve the environment and fulfill new legislative framework conditions (see 5.)

Further information

in theme catalogue
„Human Centric Lighting"



5. Energy efficiency

5.1 EnEV

The requirements on the energetic quality of new-builds and modernisation of old-builds are set out in the Energy Saving Ordinance (EnEV). After several revisions since the EnEV came into force, it will be replaced in 2019 by the new Building Energy Act GEG 2019. The last version of the EnEV remains valid until this is finally ratified. The objective is to reduce energy consumption for buildings down to the low-energy standard by 2021, for public buildings already by 2019. EnEV defines DIN V 18599 (see section 5.2) as the calculation procedure for energy assessment.

5.2 DIN V 18599

In the German DIN V 18599 standard, energy-related evaluation of buildings calculation of used, end and primary energy requirements for heating, cooling, ventilation, hot water and lighting', the energy requirements for lighting is considered as a whole together with the complete energy efficiency of buildings. The buildings are zoned according to energy specifications and each zone is assigned a utilisation profile. For calculation methods, the standard defines both simple tables and detailed specialist planning.

5.3 Energy audit

With the introduction of the energy services act (EDL-G) energy audits in accordance with EN 16247-1 are mandatory for all commercial enterprises as of December 2015. Only small and medium-sized enterprises (SME) as well as companies with their own energy management system in accordance with ISO 50001 are exempt from this. At least 90 % of the total energy consumption is determined as part of the audit and possible potential for energy savings are highlighted. Repeat audits are required by law 4 years after the previous audit at the latest.

5.4 Modern lighting systems

In order to meet increased needs for energy efficiency, lighting installations should be optimised according to energy-related factors. This applies both to the refurbishment of old systems and lighting systems to be newly installed.

The components to be analysed are:
- Light source (in particular luminous flux)
- Control gear (connected load, start behaviour, standby losses)
- Lighting technology of the luminaire (light output ratio and light distribution)
- Lighting management (lighting control, presence detection)
- Maintenance (long service life, ease of maintenance)

5.5 Energy use designation

According to EU Ordinance 874/2012, lamps and luminaires are classified based on their energy consumption values. On luminaires, this marking relates to the attributes of the lamps with which they can be operated. The energy efficiency class A++ has the highest level of efficiency and Class E has the lowest efficiency. The classes indicated in the catalogue relate to a piece of lighting medium equipment in light colour 840 or 830. On luminaries with replaceable lighting mediums, the efficient classes may vary depending on the light colour used.

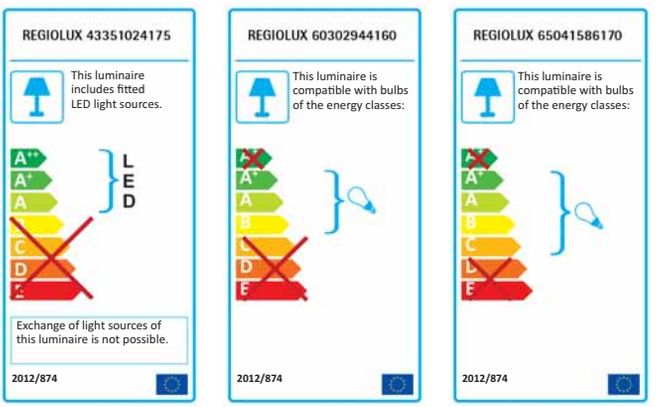

Further information

in theme catalogue
„Light · Energy · Environment“





6. Lamps

6.1 LED

The LED technology offered by Regiolux is a sure winner thanks to its high levels of efficiency and low energy consumption. Efficiency here includes low maintenance expense, ruggedness, and a long service life.
Effective temperature management in luminaire construction with LED is important when it comes to meeting all expectations. It ensures the performance characteristics are met and the luminaire has the promised service life.
An effective and passive cooling is the consequence in technical terms. An optimal light control system affects lighting wellbeing, as well as energy efficiency. You are sure to expect high-quality light technology in all our LED luminaires.
As an energy-efficiency option for traditional lighting systems, our LED luminaires also always need to meet basic quality demands on light wellbeing. also performed solid work here too. We have selected specific lumen packages, optimal colour rendition and various colour temperatures for our Regiolux luminaires. Another quality characteristic is our uniformly stable colour locus.
Energy efficiency and service life are not always the crucial factors in LED lighting. LED technology gets further plus points when the lighting system also needs quick and frequent switching, long maintenance intervals or special toughness requirements.
Regiolux LED luminaires ensure you can realise sophisticated lighting concepts and provide perfect illumination for your projects.
Our photometric data are created by us with great care. Due to the high dynamics in the LED and LED-driver field, however, the electrical and photometric data indicated by our suppliers comes with a tolerance of typically ±10%.
Therefore, this tolerance also applies to our figures and it indicated by our suppliers on their data sheets. These data sheets can be provided upon request.

6.1.1 LED benefits

- Lower power consumption
- Long service life
- Unlimited switching capability
- Full light right away
- Continuously dimmable
- No IR and no UV radiation
- High impact- and vibration strength
- Small dimensions
- Mercury free

6.1.2 Luminous flux and light yield

Thanks to the rapid development of LED in recent years, they are also able to provide the relatively high quantities of light for general lighting in the technical light area. The amount of light - or Luminous flux (unit: Lumens) - denotes the total amount of light power emitted by a bulb or luminaire. When the Luminous flux in an LED only relates to the LED module (or an LED spot), this is called the gross luminous flux. This information is dependent on the different operating parameters and is defined by the LED manufacturer. If the module is built into a luminaire, the luminous flux will change due to a change in the operating conditions (such as temperature). Losses also come about as a result of technical light measures carried out on the luminaire (e.g. glare reduction), which means that a reduced luminous flux actually exits the luminaire. This is called the net luminous flux.
According to the definition, the light yield denotes the ratio of the emitted luminous flux to the electrical supply and is given in Lumens per Watt. A distinction must be made between gross and net here. For the gross light yield, the yield luminous flux of the module is used, whereby the electrical connecting line can be calculated with or without the operating device. In planning programs such as e.g. Relux however, the net light yield is calculated - this is called the luminaire light yield. This is based on the net luminous flux and the system performance of LED and driver. An identifying characteristic in terms of the net figure is data about the operating efficiency of the LED luminaire at precisely 100%. In light technology, this is called absolute photometry.
In the meantime the market has come to prefer net values, in particular, when comparing different types of LED luminaire. Knowledge of gross and net is essential to avoid comparing apples with pears.

6.1.3 Luminous flux and light colour

In contrast to the colour mix comprising red/green/blue, the efficiency of most white-emitting LED is based on the LED chip initially producing blue radiation. This blue light is deflected by a luminescent layer which is e.g. constructed from yellow phosphorus. According to the principle of luminescence conversion, white light is then produced from blue and yellow.

If wanting to produce a warmer light colour, the admixture of light needs additional red components in the luminescent layer. However, these components work less effectively. This is the reason why the LED luminaires of the same type and rating have a lower luminous flux for a warm white light colour compared to variants with a higher colour temperature.

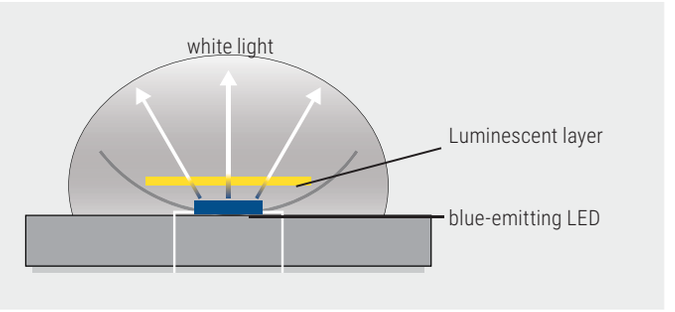

Origin of the light colour in an LED

6.1.4 Binning

Depending on production tolerances of LED, these may vary in their light quantity and colour temperature. However, to achieve a constant light quality with the same level of brightness and light colour, LED are sorted by their values. LED with identical or similar parameters end up in the same bin. The narrower the tolerances, the higher the quality of the "binnings".

The following terms are often used in connection with binning:

Colour consistency — same light colour from lamp to lamp
Colour locus constancy — the light colour does not drift due to ageing or when the luminaires are dimmed

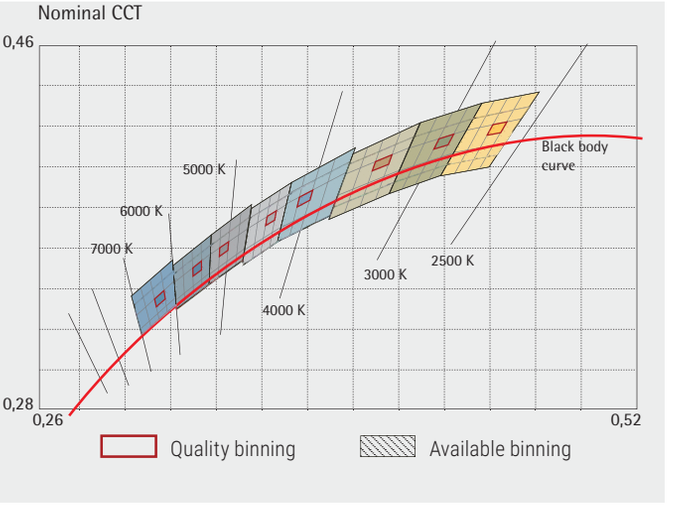

Fine sorting according to colour locus (binning) ensure the quality criteria of the LED technology.

6.1.5 Thermal management

The LED light is free of infrared radiation. This makes the LED ideal for illuminating sensitive objects, such as in museums or shops. A high proportion of heat arises directly in the LED chip during light generation.This is due to high power density on a small surface. This heat will need to be dissipated since the luminous flux falls at high temperatures and the service life decreases. Construction of the luminaire with appropriate heat dissipation measures is thus very important in ensuring that the operating temperature of the LED is optimal.

6.1.6 Service life

LED used in the technical light area usually have a service life of 50,000 hours and above. This makes the LED one of the longest-lasting lighting mediums available today - without question. In practice, this means a considerable reduction in maintenance costs. Service life information is supplemented by values about degradation and mortality. Degradation, given in Lx, is defined as the reduction in the LED's luminous flux due to ageing. Mortality By describes the LED's failure rate.
The service life specifications are determined on the basis of the international standards LM 80 and TM 21. In the case of the measuring procedure LM 80 (Measuring Lumen Maintenance of LED Light Sources), the degradation is measured at 3 different ambient temperatures over a period of at least 6,000 hours. For luminaires which are to be classified with 50,000 hours service life, the test period must be extended to more than 8,300 hours and is thus almost one whole year. The LM 80 values determined are then integrated in the calculation method TM 21 (Projection Long Term Maintenance). This is a mathematical model that calculates the expected further degradation by means of extrapolation.

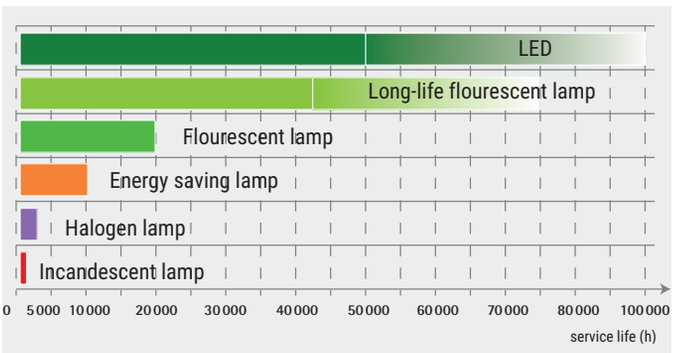

For example, if an LED luminaire features with L80B10, this means that after 50,000 hours of use, the luminous flux has reduced to 80% of its initial value. Ten per cent of LED are allowed to drop below the 80% level, excluding total failures. An important factor influencing both the Luminous flux and the service life is temperature. If there is too much heat, this has a negative effect on the luminous flux and service life.This means effective thermal management with efficient heat dissipation is especially important for LED luminaires

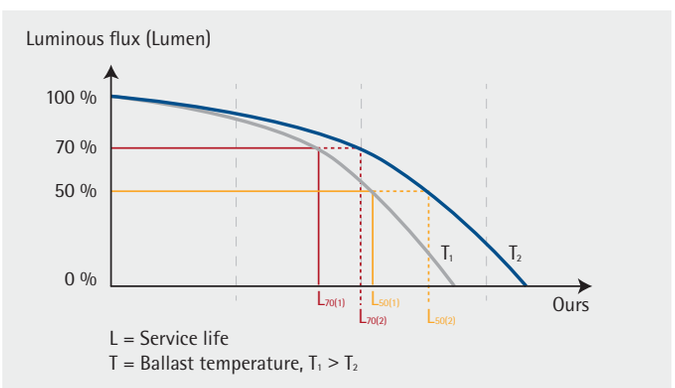

6.1.7 Flicker

The LED as an electronic source of light can react extremely fast to changes in its supply voltage. If this leads to a temporary variation of the emitted light in terms of its intensity or light colour, this is called flickering. Depending on the frequency, flickering is either visible or invisible to the human eye and can lead to adverse effects on health, such as headaches or neurological problems (epilepsy). Reciprocal effects are also known with technical equipment, e.g. during the use of video cameras or bar code scanners.
The occurrence of flickering in LED luminaires does not depend on the lamp but on the quality of the controller that is used. What is decisive here is whether the DC voltage used to operate the LED is still overlaid with a residual ripple. If DALI controllers are used, the LEDs should not be activated by a pulsating signal. Contact us if you want to illuminate sensitive areas to that effect. We will help you to define the right components.



6.1.8 Photobiological safety

The photobiological safety according to DIN EN 62471 considers the ultraviolet, visible and infrared radiation of lamps and luminaires. LEDs for lighting purposes in technical lighting usually only emit light in the visible range. The potential for damage, e.g. to the eye's retina, depends on the wavelength and is at its highest in the blue spectral range (blue light threat). Other influencing factors include luminance, distance to the light source and the exposure time. Regiolux LED luminaires are equipped with adequate glare suppression measures such as diffusers or lenses so that it is not possible to look directly into open distribution LEDs and the luminance is reduced accordingly. The aforementioned standard classifies the risk from source of radiation into four groups. LED luminaires from Regiolux have been tested and comply with the risk groups RG 0 or RG1. There is no hazard from luminaires in these groups during normal user behaviour.

6. Lamps

6.1.9 Light management with LED

Light management components further increase the energy efficiency of lighting systems. Even basic presence indicator switches improve the efficiency of such systems at relatively little expense. Since frequent switching of the LED does not result in a reduction of the service life, this lighting medium is ideal for such applications. In addition, the LED immediately starts at 100 % light and no follow-up times need be configured.

Daylight-dependent rules with or without a presence function can be realised with components from the „Light Control" catalogue chapter or with the prepared master luminaires such as e.g. alvia LC01. Compared to legacy systems with conventional luminaires and magnetic pre-switching, the savings potential of energy costs can reach up to 85%.

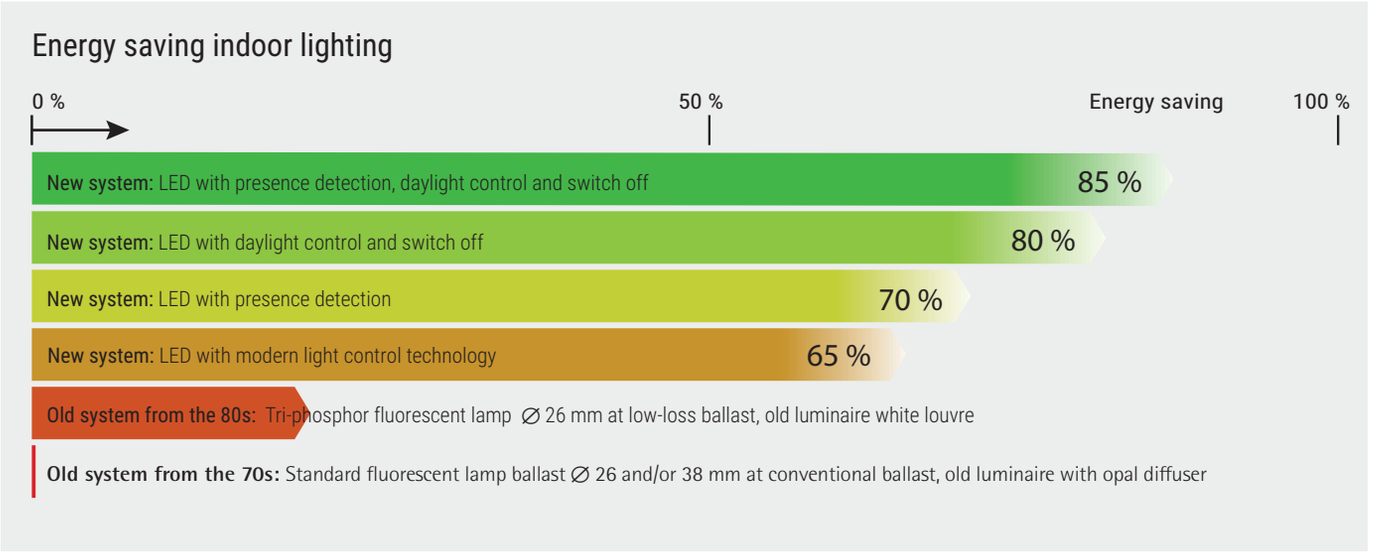

6.1.10 Warranty

We offer warranty periods of up to 5 years on LED module and drivers.
Simply register at www.regiolux.de/en/service/warranty, within 2 months after taking delivery of the product at the latest

6.2 Fluorescent lamps

6.2.1 Burning-in

New fluorescent lamps, especially T5 versions, require a burn-in time of approx. 100 hours for basic stabilisation. With operation of lamps with dimmable electronic control gear, burn-in must take place with dimming set at 100%.

6.2.2 Cool spot

Lamps in T5 design have a so-called ‚cool spot', the coolest point on the stamp side of the lamp. With multi-lamp luminaires care must be taken that the stamped ends are on the same side, so that the cool spot does not overheat. If T5 lamps are arranged vertically, the stamp imprint should be below.

7. Electrics

7.1 Maximum number of luminaires per circuit

The maximum permissible number of LED luminares differs according to manufacturer and type of electronic driver. The quantity for the specific LED luminaire type is available on request. The number of drivers per luminaire is specified on the respective product page. The corresponding technical data is provided on request. Driver-specific installation instructions, for example for 2 group switching, are documented in the assembly instructions of the luminaire.

7.2 Emergency light

7.2.1 Requirements of emergency power supply systems for emergency lighting

Demands on the safety lighting following EN 60598-2-22

Demands	a) Meetingrooms, business offices	b) Meetingrooms, with max. 20 safety luminaires	c) Hotels and inns, multi-story buildings, schools	d) Escape routes in workplaces	e) Workplaces with special hazards
Minimum illuminance power	1 lux	1 lux	1 lux	1 lux	10 % to En - E min. = 15 lx
Switchover	max. 1 s	max. 1 s	max. 15 s	max. 15 s	max. 0,5 s
Nominal operating duration of the subst. power sources	3 h	3 h	3 h	1 h	> 1/60 h
Permissible substitute power sources	Central battery, group battery with or without inverter rapid/immediate stand by generator	Central battery, group battery with or without inverter rapid/immediate stand by generator, individual batteries	Central battery, group battery with or without inverter rapid/immediate stand by generator, individual batteries, substitute generator	Central battery, group battery with or without inverter rapid/immediate stand by generator, individual batteries, specially secured mains	

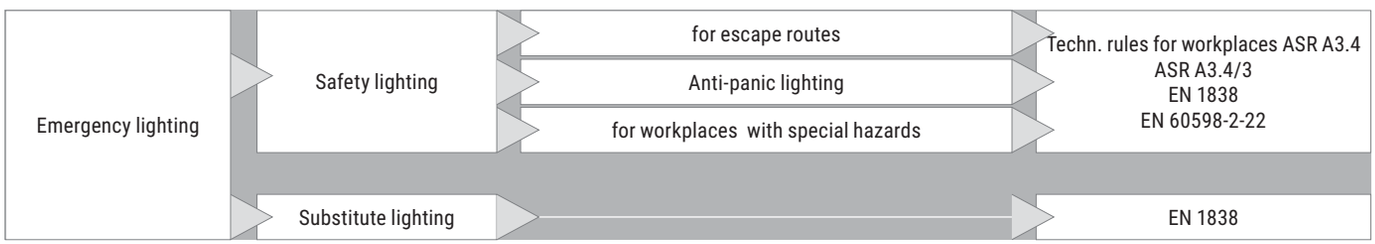

7.2.2 Safety luminaires on central battery systems

With the requirement of operation on a central battery, only a correspondingly tested safety luminaire may be used. Even if a number of LED drivers are already suitable for AC and DC voltage, this does not mean that the luminaires may be used as safety luminaires for operation with DC voltage. Correspondingly tested luminaires that are suitable for this kind of use are available on request.

7.2.3 Safety luminaires with switchover device

If safety luminaires are fed from a central battery system in an emergency lighting case, a switching point is needed that can be positioned either outside or inside the luminaire. This immediately switches over to the central battery supply in the event of a mains failure. The luminous flux in emergency operation is 100 percent for standard drivers. If DALI controllers are used, the emergency luminous flux is defined on the basis of the factory settings or can be adjusted by programming.

7.2.4 Safety luminaires with single battery

Luminaires of this design are fitted with emergency lighting modules, a battery and charge display. An additional permanent phase that is not switched is required to charge the battery. Regiolux luminaires with **single** batteries are usually designed for 3 hours of operation, other versions are possible on request. The battery's service life is limited so that the customer has to change the battery if the rated service life is fallen short of. The individual battery luminaire is operated with a reduced quantity of light in a case of emergency lighting. We will be happy to inform you of the exact emergency lighting current for the specific luminaires on request.

8. Luminaires

8.1 Proper use

Regiolux luminaires may only be equipped with light sources specified on the identification plate and in the approval certificates. Use of other lamps as well as LED and T5 adapters does not constitute proper use according to intentions and may lead to functional impairment and danger. As a part of our legal product monitoring obligation in accordance with Paragraph 6 Section 4 of the German Product Safety Act (ProdSG) we explicitly refer to these dangers. In the event of damage, legal problems can be expected.

8.2 Special operating conditions

Luminaires are subject to a number of external influences. Under certain circumstances, this can mean harsher operating conditions for luminaires which have an effect e.g. on the service life of the luminaires and lamps. Such effects may result in warranty limitations and even loss. The manufacturer should be asked directly about the effects of such special operating conditions on the luminaires. The following represents a short overview with selected examples.

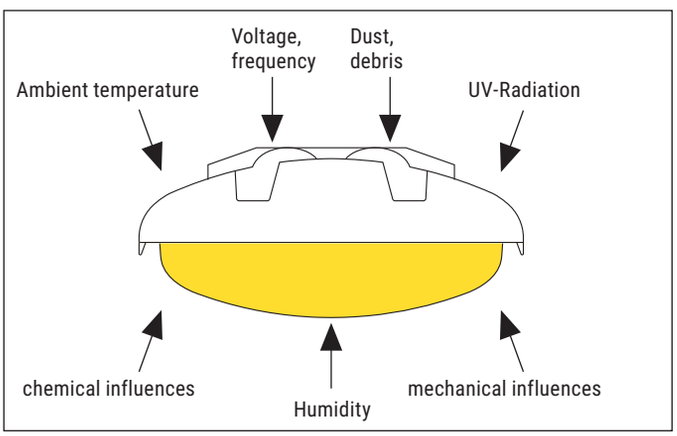

8.2.1 Mains power supply

Regiolux luminaires are designed for a sinusoidal alternating voltage of 230 V and 50 Hz (see fig. 8.6.). In other cases (e.g. foreign countries), ballasts must be adapted to the actual values of the supply voltage. For this reason the existing network construction and its values/tolerances must be regarded. This also applies to network deficiencies. In particular, overvoltage may lead to damage of the components in extreme cases. Sources of interference must be eliminated, if necessary together with the power supply company.

8.2.2 Electromagnetic compatibility

Electromagnetic compatibility (EMC) is defined by both interference immunity of the luminaires against external disturbance factors and emitted interference to external systems. Various standards define corresponding limitation values. Despite conformity to these limitation values, in particular cases disturbances may occasionally occur (e.g. radio transmission). In such cases, interference immunity of the electrical devices should be inspected. Possible actions for avoidance of disturbances are increasing the distance between the luminaire and electrical device or modification of the wave band for signal transmission.

8.2.3 Ambient temperature

Regiolux luminaires are designed for an ambient temperature of 25° C (see fig. 8.6.). If in practice the ambient temperature strongly differs (e.g for cold stores or workshops with process heat), we should be contacted for specifying to what extent the selected luminaires can be approved for the corresponding temperature conditions. In particular, operation under higher ambient temperatures may lead to malfunctioning of e.g. the electronic ballast (see fig. 7.1.2.). In this case special luminaires may be required

8.2.4 Chemical influences

Environments with particular chemical substances in the atmosphere can have a range of effects on lamps, luminaires and lighting systems.

8.2.4.1 Resistances of plastics

The resistance table gives an overview of the chemical stability of the most important plastics used for luminaire construction. Specifications for chemical resistance are related to an ambient temperature of approx. 22° C.

Clearing agents	PMMA	PC
Scouring agent	resistant	resistant
All-purpose glue	resistant	partially resistant
All-purpose cleaning agent	resistant	resistant
Mild detergent	resistant	resistant
Hair setting lotion	resistant	resistant
Nail polish/-remover	not resistant	not resistant
Perchloroethylene	not resistant	not resistant
Detergent	resistant	partially resistant
Cleaning agent for acrylic glass	resistant	resistant
Pril washing-up liquid	resistant	resistant
Cleaning agent for glass	not resistant	resistant
Silicone oil	resistant	resistant
Washing-up liquid	partially resistant	resistant
Special-purpose cleaning agent Tri	not resistant	not resistant

For cleaning of the diffuser/housing it is recommended to use a weak solution of the suitable agent. Limited use of chemical cleaning agents is allowed.

Chemical substance	Polyester	Acrylic glass (diffusor PMMA)	Polycarbonate (diffusor/housing PC)
Acetone	not resistant	not resistant	not resistant
Aliphat. hydrocarbons	partially resistant	partially resistant	resistant
Alcohol up to 30 %	resistant	resistant	resistant
Alcohol concentrated	partially resistant	not resistant	not resistant
Ammonia 25 %	not resistant	resistant	not resistant
Accumulator acid	resistant	resistant	resistant
Aniline	not resistant	not resistant	not resistant
Aromat. hydrocarbons	partially resistant	not resistant	not resistant
Ether	partially resistant	not resistant	not resistant
Ethyl acetate	not resistant	not resistant	not resistant
Benzine	resistant	resistant	resistant
Benzole	not resistant	not resistant	not resistant
Beer	resistant	resistant	resistant
Blood	resistant	resistant	resistant
Bromine acid	not resistant	not resistant	not resistant
Chloroform	not resistant	not resistant	not resistant
Chlorophenol	not resistant	not resistant	not resistant
Diesel oil, crude oil	resistant	resistant	partially resistant
Dioxane	resistant	not resistant	not resistant
Acetic acid up to 5 %	resistant	partially resistant	resistant
Acetic acid up to 30 %	resistant	not resistant	partially resistant
Glycerine	resistant	resistant	partially resistant
Glycol	resistant	resistant	resistant
Glysantine	resistant	resistant	resistant
Carbon dioxide	resistant	resistant	resistant
Carbon monoxide	resistant	resistant	resistant
Lime water	resistant	resistant	partially resistant
Saline	resistant	resistant	resistant
Ketone	not resistant	not resistant	not resistant
Lysol	not resistant	not resistant	not resistant
Sea water	resistant	resistant	resistant
Methylene chloride	not resistant	not resistant	not resistant
Methyl alcohol	not resistant	not resistant	not resistant
Metal salts and their watery solutions	resistant	resistant	resistant
Sodium hydroxide 2 %	partially resistant	resistant	not resistant
Sodium hydroxide 10 %	not resistant	resistant	not resistant
Petroleum ether	resistant	resistant	partially resistant
Pyridine	not resistant	not resistant	not resistant
Phenol	not resistant	not resistant	not resistant
Nitric acid up to 10 %	resistant	resistant	resistant
Nitric acid 10 to 20 %	partially resistant	partially resistant	partially resistant
Nitric acid over 20 %	not resistant	not resistant	not resistant
Hydrochloric acid up to 20 %	resistant	resistant	resistant
Hydrochloric acid over 20 %	resistant	resistant	partially resistant
Sulphuric acid up to 50 %	resistant	resistant	resistant
Sulphuric acid up to 70 %	resistant	partially resistant	partially resistant
Sulphuric acid over 70 %	not resistant	not resistant	not resistant
Sulphurous acid up to 5 %	partially resistant	partially resistant	not resistant
Hydrogen sulphide	resistant	resistant	resistant
Soapsuds	resistant	resistant	resistant
Soda	resistant	resistant	resistant
Synth. suds	resistant	resistant	partially resistant
Oil of turpentine	resistant	partially resistant	partially resistant
Carbon tetrachloride	resistant	not resistant	not resistant
Water up to 60° C	resistant	resistant	resistant
Hydrogene peroxide up to 40 %	not resistant	not resistant	partially resistant
Hydrogene peroxide over 40 %	not resistant	partially resistant	partially resistant
Xylene	not resistant	not resistant	not resistant

8.2.4.2 Resistances of electronic components and LED

Under certain circumstances, chemicals may also have an influence on electronic components, circuit boards and LED. For example, luminaires with electronic components and PCBs can be damaged due to increased concentrations of ammonia in the atmosphere.
LED can also be sensitive to chemical influences. For example, atmospheres with an increased proportion of sulphur compounds or chlorides are considered critical and can result in occlusions, discolorations and reduction of the service life.

8.2.5 Recessed luminaires

A precondition for the installation of our luminaires is that the ceiling construction is able to take up the weight of the luminaires and is also suitable for their accommodation.

8.2.6 Noise

Please note that luminaires can be incited by sound waves to emit resonance. Furthermore, noises caused by lamp and ballast operation can be emitted by luminaires, and in addition thermal expansion until maximal level may cause noise. If luminaires are to be deployed in areas of noise sensibility (recording studios, rehearsal rooms, sacral areas etc.), we request that you contact us in this matter.

8. Luminaires

8.3 Luminaire optics and their applications

8.3.1 Individual.Lens.Optic



In the combination of LED and spot lens, the effective area of the lens is only located over the LED light points themselves and not over the entire circuit board. Spot lenses made of PMMA (acrylic glass) have a special, light technology calculated structure whereby the light is focused, emitted and distributed. Spot lens deliver a particularly efficient form of light control with a high degree of efficiency and optimised all-round glare control. The light distribution can be wide, narrow and extremely narrow (high-bay warehouse aisle lighting). A double asymmetrical light distribution curve is also possible. The latter is preferred in sales rooms such as discount stores or specialist markets and using vertical lighting levels it allows goods to be selectivly illuminated from both sides of the sales aisles. Industrial applications of the symmetrically distributing spot lens luminaires can be found in factory halls and warehouses. The LED is maintained as a visible light point in the appearance of the luminaire.

8.3.2 Linear.Lens.Profil



This type of lens made of PMMA (acrylic glass) is the preference for light technology of linear LED modules. Linear lenses have a special, light technology calculated structure whereby the light is focused, emitted and distributed. Linear lenses deliver a particularly efficient form of light control with a high degree of efficiency. The light distribution can be wide, narrow and extremely narrow (high-bay warehouse aisle lighting). A double asymmetrical light distribution curve is also possible. The latter is preferred in sales rooms such as discount stores or specialist markets and using vertical lighting levels it allows goods to be selectivly illuminated from both sides of the sales aisles. Industrial applications of the symmetrically distributing linear lens luminaires can be found in factory halls and warehouses. The appearance of the linear lens is perceived as a light line.

8.3.3 Fresnel lens



This lens is characterised by a special design with a grooved structure. Developed as a linear lens, the design is reduced to a pane made of PMMA (acrylic glass) calculated by light technology and is used in LED luminaires among other things. The light is bundled and focused via different angles of refraction, whereby asymmetrical distributions are also possible. This is used for example for furniture luminaires for cove lighting or for lighting of vertical areas.

8.3.4 Microprismatic pane



This high quality plastic pane made of PMMA (acrylic glass) has light technology calculated pyramid prisms. This pane is characterised by homogeneous light distribution and excellent glare limitation, and is also appropriate for the illumination of VDU workstations with a light density threshold < 3000 cd/m^2. In combination with LED, the individual LED light spots remain visible and the luminaire is also perceived as LED luminaire when switched on.

8.3.5 Diffusers



Diffusers can be designed either as panes or in a tub shape. PMMA (acrylic glass) or polycarbonate are used as materials; in harsher industrial applications the panes can also be made of single-pane safety glass. The optics are categorised as clear, clear with a prismatic structure, iced (satined) and opal. The light technology of the covers differs in terms of the degree of transmission and also in the efficiency level. Especially iced and opal designs provide a calm and unifying finish to the luminaires. For example, quadratic recessed luminaires have an effect of roof lighting. Angular diffusers have lit side sections and in this way generate an indirect proportion for modest ceiling illumination. Example applications are administration rooms without screens, classrooms, sales rooms and industry.

8.3.6 Louvre



Luminaire louvres are composed of metal components and consist of louvre side sections and transverse lamellars. The side sections influence the light distribution of a luminaire depending on their shape and ensure transverse glare control, while the lamellars are primarily used to control longitudinal glare. High quality louvres are made of parabolic aluminium louvre elements, whereby the surface is anodised as either highly reflective or silk matt. Special designs such as the micro louvre with low transverse lamellars allow very flat luminaires and they have a supplementary reflection enhancing silver coating. The high degree of efficiency that is therefore possible combined with exact glare limitation produces a very comfortable level of lighting for vision, for example for VDU workstations. The luminance above the threshold emission angle of 65° is therefore reduced to <1000 cd/m^2. Disruptive reflections on screens are avoided. Other application areas are representative spaces such as meeting rooms, conference rooms and reception areas. Specular louvre luminaires can also asymmetrically radiate light and illuminate vertical surfaces such as blackboards or presentation surfaces - if necessary with asymmetrically arranged lamp positions.
Simple louvre versions with white surfaces are used in spaces with lower light technology requirements, for example in corridors and waiting areas.

Further information

in theme catalogue
„Light solutions -
for beverage and food industry"





8. Luminaires

8.4 Maintenance

In order to maintain light output ratios, regular cleaning of luminaires is intended and makes sense. Lighting technology often features high-grade optical surfaces and must therefore be handled very carefully. Both mechanical loads (wiping, rubbing etc.) as well as the use of unsuitable cleaning agents must be avoided, as both can lead to impairment or even destruction of the optical characteristics of surfaces (see figure 8.1.7.). Residues of cleaning agents may furthermore cause smudges and streaks that might negatively effect light control. We would be glad to give you detailed information concerning the proper cleaning of luminaires.

8.5 Special luminaires and modifications

Special versions with electrical or mechanical modifications as well as special coatings in accordance with RAL colours can be supplied at extra cost following assessment of feasibility. Customized luminaires undergo the same inspections at Regiolux as standard luminaires.

8.6 Certification, insulation class and protection rating

All Regiolux luminaires are manufactured according to approved technical standards and 100% electrically tested. The luminaires are designed as standard for 230 V, 50 Hz and an ambient temperature of 25° C, and satisfy European norms and directives, including ENEC provisions in relation to safety, electromagnetic compatibility and energy efficiency.

IP degrees of protection according to the first reference number

1rst ref.-No.	Short description	Short details which foreign bodies cannot ingress the housing
0	Unprotected	No special protection.
1	Protected against the ingress of foreign solid bodies larger than 50 mm	Great body surface, e.g. a hand (however no protection against intentional contact), foreign solid bodes.
2	Protected against the ingress of foreign solid bodies larger than 12 mm	Finger or similar up to 80 mm length; foreign solid bodes greater than 12 mm diameter.
3	Protected against the ingress of foreign solid bodies larger than 2.5 mm	Tools, wires etc. with a diameter or a thickness greater than 2.5 mm; foreign solid bodes greater than 2.5 mm diameter.
4	Protected against the ingress of foreign solid bodies larger than 1 mm	Wires or strips thicker than 1 mm; foreign solid bodes greater than 1 mm diameter.
5	Dustproof	Ingress of dust is not completely prevented, however, dust must not penetrate in such quantities that a proper operation of the device is impaired.
6	Dust tight	No penetration of dust.

IP degrees of protection according to the second reference number

2nd ref.-No.	Short description	Details of protective measures through the housing
0	Unprotected	No special protection.
1	Protected against dripping water	Dripping water (vertically falling drops) shall have no harmful effects.
2	Protected against dripping water up to 15	Vertically falling drops shall have no detrimental effect, if the housing is inclined up to 15° from its original operation position.
3	Protected against spraying water	Water falling as a spray at an angle of up to 60° from the vertical shall have no detrimental effect against the vertical position.
4	Protected against splashing water	Water splashed against the housing from any direction shall have no detrimental effect.
5	Protected against water jets	Water projected by a nozzle against the housing from any direction shall have no detrimental effect.
6	Protected against heavy sea	Water from heavy seas or water jet under high pressure shall not penetrate the housing in harmful quantities.
7	Protected against the effects of immersion	Ingress of water in harmful quantities shall not be possible when the housing is immersed in water under defined conditions with regard to pressure and time.
8	Protected against immersion	The device is suitable for permanent immersion in water; the conditions are to be indicated by the manufacturer. Note: In general, this signifies that the device is completely sealed; however, this may signify with specific devices that water penetrates but has no detrimental effects.

Protection classes

	Luminaires with the indoor symbol in accordance with IEC 60417-5957 are suitable and approved for the use in buildings.		Luminaires of protection class I must be connected to a protective conductor.
	Luminaires of protection class II are shock-proof and therefore a PE terminal is not authorized.		Luminaires with insulation class III are approved for operation with safety extra low voltage < 50V (effective).

Test symbols

The information in regard to test symbols in this catalogue can only be a snapshot of the current state.
Please refer to our web site for current product specifications.

The -symbol is the European safety symbol for luminaires. The testing regulations are specified in DIN EN 60598.
The -symbol is issued in combination with the identification number of a European test center (VDE = 10). This documents that the luminaires have been built and tested „in conformity with the standards" as per the Low-voltage Directive 2006/95/EG.

All luminaires meet the -conditions. In the event of faulty luminaire the fastening surfaces will not be hotter than 180° C. They may be mounted on inflammable building materials as described in DIN 4102 with an ignition point of at least 200° C (e.g. wood). Observe the installation instructions in order to avoid incorrect installation.

Identification for thermally insulated ceilings. Luminaires may be directly covered with insulating material.

EN 60598-2-24 requires that luminaires must be designated with the -symbol in production areas where dust and/or fibres pose a fire hazard and must at least fulfill protection rating IP50. Installation instructions must be observed during mounting.

Luminaires with the -symbol are intended for surface-mounted and recessed installation in furniture. They are constructed so that in the case of luminaire failure, normal or low-flammability materials cannot be ignited according to VDE 0710 Section 14. In order to avoid incorrect installation, installation instructions must be observed.

Luminaires with the -symbol are intended for surface-mounted and recessed installation in furniture. They are constructed so that in the case of luminaire failure, materials with inflammability characteristics not recognised by VDE 0710 Section 14 cannot be ignited. In order to avoid incorrect installation, installation instructions must be observed.

IK

Impact resistance - The IK-code as the internationally valid classification as per IEC 62262 describes the resistance of the housings of electric operating equipment to mechanical loads, particularly impact. The IK-classes correspond to a respective minimum impact energy in Joules that the housing must be able to withstand

IK-code	IK-code Impact energy (Joules)	IK-code	IK-code Impact energy (Joules)
00	no protection	06	1
01	0,15	07	2
02	0,20	08	5
03	0,35	09	10
04	0,50	10	20
05	0,70		

650°C 850°C

Luminaires with this symbol correspond to EN 60598-1 standard conditions for the temperature specified by this symbol.
Testing is carried out according to IEC 60695-11-5 (needle-flame test) or IEC 60695-2-10 (glow-wire flammability index).

Ball-impact-resistant luminaires following DIN 18032 Part 3 und VDE 0710 Part 13.

Luminaire optimally adapted to tennis as per DIN 67526.

CE

The CE-designation is applied by the manufacturer. The manufacturer on its own responsibility thus confirms conformity with the corresponding EU guidelines. Conformity according to the 2006/95/EG "low voltage regulation", the 2004/108/EG "EMC regulation" (interference immunity, emitted interference) and energy efficiency (2005/32/EG and EG 245/2009 directives) are the preconditions for CE-designation for our products.

1000 1500 3000

With this symbol, the suitability of luminaires for computer workstations according to DIN EN 12464-1 is specified. The degree number means that the luminance in all luminaire planes beyond that angle does not exceed certain limitation values. Depending on screen quality and screen visualisation, the norm specifies different limitation values.

UGR 19

The luminaires meet the limit value <= 19 in accordance with the unified glare rating method UGR. This rating is based on conditions in the so-called standard room with lines of vision crosswise and lengthwise to the luminaire.

Ready for IoT - Luminaires with integrated DALI or DALI2 drivers provide additional device data for further use in the Internet of Things (IoT). A suitable system controller is required for the acquisition, evaluation and transfer of these data.

The luminaires are quipped with tunable white technology and thereby allow for a dynamic progression of the light colour as well as of the lighting level in conjunction with a corresponding control system. This can be used to simulate the natural progression of daylight as part of a Human Centric Lighting solution.

Generally, the luminaires are suitable to be used in companies of the food and beverage industry certified according to IFS version 6 and /or BRC Global Standard Food version 6.

clean tested

Luminaires with this mark have been tested in regard to particle emissions and colony forming units (CFU) and certified for use in clean rooms by the Fraunhofer-Institut IPA.

Luminaires with this mark have been developed based on conclusions drawn from the testing of luminaires [clean tested],but have not been specially certified by the Fraunhofer-Institut IPA.

9. Notes on disposal

9.1 EU WEEE directive

The Europe-wide directive for the disposal of electrical devices (WEEE) and the connected directive for concentration of hazardous substances (RohS) are applied in all countries of the European Union via corresponding legislature.
The WEEE intends the designation of all devices affected by the directive (this includes luminaires) with a uniform symbol (a crossed-out dustbin).
A black bar below also symbolises that the product began being manufactured after the directive came into force. In order to be able to trace manufacturers or importers after several years, all such companies must register themselves with a national register and designate products with company or brand names. In order that the customer may determine whether a manufacturer has registered, the company must specify its registration number on its business documents (tenders, order confirmations, delivery notes and invoices). All further details are determined by national legislature.

9.2 WEEE Germany (ElektroG)

According to German law, luminaires from private households are expressly excluded from the legislation. The same is valid for applications with disposal in usual household quantities (e.g. freelancers). For luminaires with professional use (B to B), and with corresponding quantities, each manufacturer or importer must make available a suitable network of disposal points and ensure correct disposal in accordance with valid recycling quotas. This specifically means that for all devices bearing the, crossed-out dustbin sign the manufacturer must bear costs for disposal from the collection point. Products not yet bearing the crossed-out dustbin are excluded from the directive and may only be sold if they have been produced before the deadline date (13.08.2005). A return or subsequent designation of such products is not envisaged by the legislator. In order to ensure that no manufacturer shirks his duty in this regard, all manufacturers are liable to register themselves in a national register for every market. The Regiolux WEEE registry number for Germany is DE 16667402.

9.3 EU Directive 94/62/EC

94/62/EG Deutschland Packaging Regulation

Return and utilisation of packaging materials has been regulated by us with a framework contract with Interseroh. Mainly packaging from electrical wholesale companies, the electrical trade and electrical retail trade and their construction sites are disposed of. The Interseroh manufacturer number is 80019.

The following are deemed packaging materials:
1. Corrugated cardboard, cardboard, paper
2. PE stretch foil, plastic winding material
3. Wood and pallets
4. EPS (Styropor)

Packaging materials from suppliers that participate in the Interseroh process are collected and disposed off according to material on the customer side for free. The return and transport to the acceptance location is free of shipping and postal charges for the manufacturer. With return, the last owner forsakes all rights to the packaging materials.
More information about disposal:
ISD INTERSEROH Dienstleistungs GmbH
Stollwerckstraße 9a
D-51149 Köln
T +49 2203 9147 0
F +49 2203 9147 394
www.interseroh-isd.de
info@interseroh.de

94/62/EG International

In relation to legislative requirements and thir implementation in other EU countries, please contact the responsible importer.

9.4 The European RoHS directive

The directive 2002/95/EC was replaced by the directive 2011/65/EU (RoHS2) on January 03, 2013.
The European directive for concentration of hazardous substances (RohS) in electrical and electronic devices is implemented in all European Union countries by corresponding national legislation.
Regiolux works on the basis of this directive and has involved its suppliers accordingly.
If there are changes with regard to the directive 2011/65/EC, due to new information or new investigations, we will of course immediately inform you within the scope of our business relationship.

Terms of business

1. General terms and conditions

1.1 These conditions shall exclusively apply to all present and future business relationships with resellers or commercial buyers (purchasers) in terms of § 14 German Civil Code (BGB). Different or supplementary terms and conditions of the purchaser as well as ancillary agreements are only binding if they are confirmed in writing by Regiolux GmbH (supplier).
1.2 Quotation of prices and services are only binding for the supplier, if they were confirmed by him or a delivery was made. Any other declarations and approvals must be made in writing to be binding.

2. Offer and acceptance of Orders

2.1 Offers contained in brochures, advertisements, Internet pages etc. are subject to change and not binding, even with regard to price quotations. Individual offers made in writing by the supplier shall be ineffective at the latest 90 days after date of the offer, insofar as no acceptance was made.
2.2 If incoming orders arriving at the supplier are not confirmed in writing or implemented within one month after their receipt, the purchasor is entitled to withdraw the order without any claims for damages whatsoever to be asserted against the supplier.
2.3 We will invoice a reduced-quantity surcharge of 25 euros if the net order value is less than 250 euros.

3. Prices

3.1 The prices are calculated in Euro exclusive of VAT, which is invoiced separately according to the rate valid rate. The prices are calculated according to the prices valid at date of contract conclusion. If the delivery is made more than 4 months after contract conclusion, the prices valid at date of delivery can be invoiced.
3.2 The prices apply, unless other agreements are made in writing, within the Federal Republic of Germany ex works including original packing which is not taken back on the account of an agreement of the supplier with Interseroh GmbH.
3.3 The non-private purchaser undertakes to guarantee the disposal of the delivered products according to the provisions of the ordinance on the disposal of electrical and electronic equipment. In case of resale the purchaser shall assign these obligations to his contract partner.

4. Terms of payment

4.1 Insofar as nothing else is agreed upon, all payments must generally be made within 30 days following invoice date. They can, upon option of the supplier, be offset against other, still outstanding claims. A discount of 2 % shall be granted by the supplier for payments that arrive with the supplier within 8 days following the invoicing date. Checks may be accepted for the purpose of payments.
4.2 The purchaser's right of retention, as far as it is not based on the same contractual relationship, and the offsetting with contested or not legally determined claims is excluded.
4.3 If the purchaser is in default of payment as a whole or a part, he is bound – notwithstanding all other rights of the supplier – to pay from that point of time on default interests to the amount of 8 % annually above the base lending rate.
4.4 If the purchaser ceases payments or if bancruptcy is filed or mature checks or bills of exchange are not redeemed, all claims made by the supplier are immediately due.

5. Reservation of title

5.1 The supplier retains title of the goods until the complete payment of all claims resulting from a current business relationship. A pledge or chattel mortgage of the reserved goods is not permissible.
5.2 In the case of the permissible resale of the reserved goods within the ordinary course of business, the purchaser assigns already now to the supplier, until payment of all claims of the supplier, as collateral for its future claims towards his customers resulting of such resale without requiring any specific further explanations. This assignment also covers balance claims resulting from existing current account relationships or at their termination of the purchaser with its customers. If the reserved goods are sold together with other goods without agreeing upon an individual price for the reserved goods, the purchaser assigns to the supplier the priority over the other claims for such part of the total price claimed which corresponds to the value invoiced by the supplier. Until revoked, the purchaser is authorized to collect the assigned demands from the resale, he is not entitled to dispose of them otherwise, e.g. by assignment. Upon request of the supplier the purchaser must inform the customer about the assignment and to furnish the supplier the necessary documents for the assertion of his rights towards the customer, e.g. to deliver invoices and to provide the required details.

5.3 If the purchasor does not meet all or a part of his payment obligations within 10 days after due date, if he does not cash due checks or if an application for insolvency is filed, the supplier has the right to withdraw from the contract and to require the return of the goods. The purchasor is obliged to procure the supplier with the possession of the goods. The purchaser grants to the supplier or any authorized representative of the supplier the access to all business premises during business hours. The supplier is entitled to use the reserved goods with the diligence of a prudent businessman and to satisfy himself with the offsetting of open claims with their proceeds.
5.4 If the value of the security exceeds the claims of the suppliers towards the purchaser resulting from the current business relationship to more than 20 % in entirety, the supplier is obliged, when requested by the purchasor, to release securities it is entitled to according to choice.

6. Delivery

6.1 The delivery shall be made for a net order value of more than 1,200 Euro: free loading area ship-to address within Germany.
6.2 Delivery terms are only binding if they have been expressly confirmed by the supplier as being binding.
6.3 The delivery period begins with the date of written agreement about the order between purchaser and supplier. The delivery term is respected if the goods have departed the warehouse within this period. If delivery or handling is delayed for reasons for which the supplier cannot be held responsible, the delivery period is deemed as met if notification that goods are ready for dispatch is made within the agreed delivery period.
6.4 If it has been proved that the non-compliance of the delivery period is due to mobilization, war, riot, strike, lockout or the occurrence of other unexpected events which are beyond control of the supplier or its sub-contractors, the delivery time is prolonged correspondingly.
6.5 If the supplier is in default of delivery, the purchaser may claim a compensation for default of 0.5 % for each accomplished week of default, amounting to a total of 5 % of the value of the goods delivered too late. Any other claims for damages are excluded in all cases of late delivery, even after expiration of any grace period granted to the supplier. Within the scope of the legal provisions, the purchaser may only withdraw from the contract, insofar as the supplier is responsible for delay in delivery.
6.6 The purchaser is obliged, upon request of the supplier, to declare within a reasonable term whether he withdraws from the contract because of delay in delivery and/or whether he claims damages instead of the performance or insists on delivery.
6.7 If the purchaser causes delay in shipment or delivery of the goods, the supplier is entitled to invoice him for any incurring additional costs.
6.8 Partial deliveries are permissible, unless justified interests of the purchaser are opposed to them.

7. Shipment

The risk is passed to the purchaser upon handing over of the goods to the forwarding agent or the haulage contractor, regardless of who pays the costs of the delivery. If the purchaser requires, we will arrange for transport insurance; any costs arising from this are borne by the purchaser. Transport breakage is not replaced if breakage insurance is refused.

8. Acceptance

8.1 The purchaser shall specify to the supplier the name(s) of one or several person(s) who is/are authorized to accept the delivery and sign the delivery note in due time prior to the delivery date. This applies in particular if the delivery address is not the purchaser's registered office.
8.2 If none of the persons authorized by the purchaser are present to accept the goods on the agreed date and at the agreed place of delivery, the purchaser is in default of acceptance and the risk passes to him. He shall also pay any additional costs which are incurred in the event that another delivery has to be effected.
8.3 The purchaser is required to check without delay whether the goods have been damaged during transportation and to immediately inform the carrier and deliverer of any damage or loss. Negligible defects do not justify a refusal of acceptance by the purchaser.

9. Returning of goods

If the supplier has no statutory obligation to accept returned goods, the purchaser may only return goods with the supplier's express written consent and provided that they are undamaged and returned in the original packaging. 30 % of the invoiced amount will be deducted from the credit note to cover processing costs. All reworking, freight and packaging costs will be charged to the purchaser. special and recessed luminaires may not be returned.

10. Warranty

10.1 The supplier guarantees against defects in the goods, initially according to his option of either repair or replacement delivery.
10.2 If repair or replacement fails, the purchaser generally may require according to his option lowering of the payment (reduction) or cancellation of the contract (rescission). In case of only insignificant lack of conformity with the contract, in particular in case of insignificant defects, the customer is not entitled to the right of rescission.
10.3 The purchaser must notify the supplier concerning any defects within a period of two weeks after receipt of goods, otherwise the assertion of the warranty claim is excluded.
10.4 If the purchaser chooses after failed subsequent performance to withdraw from the contract, he is not entitled to any additional claim for damages because of the defect.
10.5 The warranty period amounts to one year from date of the passing of the risk of goods. This shall not apply if the purchaser has not notified us in time concerning the defect.
10.6 The supplier guarantees for subsequent rectification of defects and replacement of goods to the same extent as for the original goods, namely until expiration of the warranty period applicable. This shall not apply to rectification measures which have only been performed as a gesture of goodwill.
10.7 Claims made by the Customer against the Supplier for expenses of the Customer or its Buyer which are necessary due to the supplementary performance or for the purpose of the supplementary performance, in particular clarification, transport, infrastructure, labour and material costs, shall be excluded. These shall, in particular, also include the costs for necessary recommissioning, software reinstallations or software updates.
If the Supplier nevertheless meets its obligation to defray costs and expenses, the Supplier shall be entitled, in the event that the costs are disproportionate, to refuse to reimburse expenses due to or for the purpose of the supplementary performance or to limit the reimbursement to a reasonable amount. The Supplier shall also be entitled to reimburse these expenses by means of a credit note for goods. In that case, the Supplier is not obliged to provide advance payments for transport costs or damage assessment costs.
Any claim for compensation for damages which have not occurred on the goods themselves shall be excluded.
This shall not apply insofar as liability is imposed by law for example in cases of intent, gross negligence, the lack of assured characteristics or the Product Liability Act.
10.8 All forms of manipulation to our products and their packaging such as modification, reworking and re-stamping are impermissible and breach our registered trademarks among others. Such modifications may negatively influence the technical properties of our products, destroy them and possibly cause consequential damages to other objects. Regiolux GmbH cannot be held responsible in any way for damages thus caused by such modifications.

11. Liability

11.1 As far as it is not expressly stipulated otherwise in these conditions, the claims against the supplier and any person employed by him in the performance of his obligation and any vicarious agent resulting from damages, including consequential damages, which occur to the purchaser or a third party, in particular such damages resulting from fault at contract conclusion, culpable breach of an obligation and negligent and impermissible actions are excluded.
11.2 This does not apply, as far as compelling liability is given in case of intent, gross negligence, lack of the guaranteed properties or the Product Liability Act. Furthermore, the limitation on liability shall not apply in case of personal and health injuries ascribed to the supplier and in case of loss of life.
11.3 The purchaser's claim for damages for defect becomes time-barred after one year from date of the passing of the risk of the goods. This shall not apply if the supplier can be accused of malice.

12. Final provisions

The laws of the Federal Republic of Germany shall apply. Hassfurt is exclusive jurisdiction for all litigations. The invalidity of any term of these conditions shall not affect any part of the remaining conditions and the contract itself.

Königsberg, July 2018





Index

Index acc. to article number 580
Index acc. to type 582
Application pictures 586

1. Index according to article

Art. no.	Family	Type	Page
1060 xxxx xxx	IL	ILF	265
1616 xxxx xxx	smile	SLG	206
1616 xxxx xxx	smile	SLG-W	206
1617 xxxx xxx	ilia	ILG	262
1632 xxxx xxx	MLS	MLS	209
1804 xxxx xxx	Refurbishment	SDGE	392
1819 xxxx xxx	SDT-System	SDGBG	321
1820 xxxx xxx	SDT-System	SDGV	330
1820 xxxx xxx	SDT-System	SDG	380
1820 xxxx xxx	SDT-System	SDGM	384
1821 xxxx xxx	SDT-System	SDGVL	322
1823 xxxx xxx	SDT-System	SDGLK	318
1823 xxxx xxx	SDT-System	SDGVLK	319
1825 xxxx xxx	SDT-System	SDT	289
1826 xxxx xxx	SDT-System	SDT	289
1828 xxxx xxx	SDT-System	SDT	289
1830 xxxx xxx	SDT-System	SDT	289
1831 xxxx xxx	SDT-System	SDGLB	310
1831 xxxx xxx	SDT-System	SDGVLB	312
1832 xxxx xxx	SDT-System	SDGLT	314
1832 xxxx xxx	SDT-System	SDGVLT	315
1834 xxxx xxx	SDT-System	SDGLH	316
1834 xxxx xxx	SDT-System	SDGVLH	317
1836 xxxx xxx	SDT-System	SDGLDA	320
1844 xxxx xxx	SDT-System	SDGFF	409
1846 xxxx xxx	SDT-System	SDGS	354
1846 xxxx xxx	SDT-System	SDGMS	410
1847 xxxx xxx	SDT-System	SDGD	323
1851 xxxx xxx	SDT-System	SDGOB	296
1851 xxxx xxx	SDT-System	SDGVOB	297
1852 xxxx xxx	SDT-System	SDGOT	300
1852 xxxx xxx	SDT-System	SDGVOT	301
1853 xxxx xxx	SDT-System	SDGOTB	298
1853 xxxx xxx	SDT-System	SDGVOTB	299
1854 xxxx xxx	SDT-System	SDGOH	302
1854 xxxx xxx	SDT-System	SDGVOH	303
1855 xxxx xxx	SDT-System	SDGOA	304
1856 xxxx xxx	SDT-System	SDGODA	305
1857 xxxx xxx	SDT-System	SDGOG	306
1857 xxxx xxx	SDT-System	SDGVOG	307
1858 xxxx xxx	SDT-System	SDGOXB	294
1858 xxxx xxx	SDT-System	SDGVOXB	295
1861 xxxx xxx	SDT-System	SDGSOB	347
1862 xxxx xxx	SDT-System	SDGSOT	349
1863 xxxx xxx	SDT-System	SDGSOTB	348
1864 xxxx xxx	SDT-System	SDGSOH	350
1865 xxxx xxx	SDT-System	SDGSOA	351
1866 xxxx xxx	SDT-System	SDGSODA	352
1867 xxxx xxx	SDT-System	SDGSOG	353
1868 xxxx xxx	SDT-System	SDGSOXB	346
1870 xxxx xxx	SDT-System	SDEI	399
1870 xxxx xxx	SDT-System	SDRI	400
1870 xxxx xxx	SDT-System	SDE	399
1870 xxxx xxx	SDT-System	SDR	400
1870 xxxx xxx	SDT-System	SDEC	398
1870 xxxx xxx	SDT-System	SDHS	396
1871 xxxx xxx	SDT-System	SDELR	399
1871 xxxx xxx	SDT-System	SMSAC	403
1871 xxxx xxx	SDT-System	SDLR	400
1872 xxxx xxx	SDT-System	SDSB	417
1873 xxxx xxx	SDT-System	SDFB	335
1873 xxxx xxx	SDT-System	SDFBL	334
1873 xxxx xxx	SDT-System	SDFT	335
1873 xxxx xxx	SDT-System	SDFTL	334
1873 xxxx xxx	SDT-System	SDFT-V	396
1873 xxxx xxx	SDT-System	SDFA	335
1873 xxxx xxx	SDT-System	SDFAL	334
1873 xxxx xxx	SDT-System	SDFK	394
1873 xxxx xxx	SDT-System	SDFH	395
1877 xxxx xxx	SDT-System	SMPC	402
1877 xxxx xxx	SDT-System	SDEP	399

Art. no.	Family	Type	Page
1877 xxxx xxx	SDT-System	SDP	400
1877 xxxx xxx	SDT-System	SDECG	398
1880 xxxx xxx	SDT-System	SDGRS	406
1880 xxxx xxx	SDT-System	SDGRLRS	407
1881 xxxx xxx	SDT-System	SDGRS	406
1882 xxxx xxx	SDT-System	SDBAS	356
1883 xxxx xxx	SDT-System	SDBA	325
1883 xxxx xxx	SDT-System	SDBK	324
1886 xxxx xxx	SDT-System	SDRD	401
1886 xxxx xxx	SDT-System	SDECX	398
1886 xxxx xxx	SDT-System	SDECD	398
1886 xxxx xxx	SDT-System	SMSDC	403
1888 xxxx xxx	SDT-System	SMCI	402
1888 xxxx xxx	SDT-System	SMC	402
1889 xxxx xxx	SDT-System	SMLRC	402
2110 xxxx xxx	KL	KLKF	126
2110 xxxx xxx	KL	KLPF	128
2150 xxxx xxx	lens basic	LBAK	122
2166 xxxx xxx	lens pro	LPAK	118
2166 xxxx xxx	lens pro	LPAKPC	118
2170 xxxx xxx	wotek	WKO	114
2510 xxxx xxx	WL	WQL	134
2531 xxxx xxx	WL	WBLR	132
2531 xxxx xxx	WL	WBLSPC	446
2533 xxxx xxx	WL	WBLR	132
2534 xxxx xxx	WL	WBLR	132
2534 xxxx xxx	WL	WBLSPC	446
2x 1 xxxx xxx	SDT-System	2x SMSAC	403
3694 xxxx xxx	doma	DESB	216
3694 xxxx xxx	doma	DESSB	217
3713 xxxx xxx	cake	CKHSB	424
3713 xxxx xxx	cake	CKHLB	424
3713 xxxx xxx	cake	CKHLT	424
3713 xxxx xxx	cake	CKHLTB	424
3743 xxxx xxx	sportler	SOHB	466
3743 xxxx xxx	sportler	SOHTB	466
3744 xxxx xxx	worker	WOHB	434
3744 xxxx xxx	worker	WOHT	434
3744 xxxx xxx	worker	WOHTB	434
3745 xxxx xxx	worker	WOHSTB	432
3751 xxxx xxx	emphara	EMTT	247
3757 xxxx xxx	rotara	ROET	232
3758 xxxx xxx	rotara	ROEQT	234
3759 xxxx xxx	spotty	SYTT	252
3767 xxxx xxx	loda	LDESO	224
3767 xxxx xxx	relo	RDES-O	220
4122 xxxx xxx	zatta	ZTHDA	24
4122 xxxx xxx	zatta	ZTHB	24
4122 xxxx xxx	zatta	ZTHXB	24
4123 xxxx xxx	zatta	ZTTADA	240
4123 xxxx xxx	zatta	ZTTAB	240
4123 xxxx xxx	zatta	ZTTAXB	240
4216 xxxx xxx	alvia	ALIMPR	14
4217 xxxx xxx	alvia	ALIMPR	14
4221 xxxx xxx	alvia	ALWFA	198
4222 xxxx xxx	alvia	ALWFA	198
4322 xxxx xxx	visula	VSHIG	20
4322 xxxx xxx	visula	VSHIMP	20
4325 xxxx xxx	visula	VSHIG	20
4325 xxxx xxx	visula	VSHIMP	20
4332 xxxx xxx	visula	VSAIG	70
4332 xxxx xxx	visula	VSAIMP	70
4335 xxxx xxx	visula	VSAIG	70
4335 xxxx xxx	visula	VSAIMP	70
4360 xxxx xxx	visula	VSWIG	203
4361 xxxx xxx	visula	VSWIG	203
4371 xxxx xxx	visula	VSSIMP	202
5080 xxxx xxx	teno	TNEMP	146
5261 xxxx xxx	peanut	corridor-AGI	106
5262 xxxx xxx	peanut	corridor-HGI	58
5660 xxxx xxx	PU	PU	454

Art. no.	Family	Type	Page
5660 xxxx xxx	PU	PUPC	454
5661 xxxx xxx	parsa	PSO	450
5661 xxxx xxx	parsa	PSOPC	450
5670 xxxx xxx	PA	PA	458
5670 xxxx xxx	PC	PC	458
6012 xxxx xxx	panella	PEO	164
6012 xxxx xxx	panella	PEMP	164
6013 xxxx xxx	panella	PEO	162
6013 xxxx xxx	panella	PEMP	162
6015 xxxx xxx	panella	PEO	158
6015 xxxx xxx	panella	PEMP	158
6016 xxxx xxx	panella	PEO	160
6016 xxxx xxx	panella	PEMP	160
6020 xxxx xxx	panella	PHMPI	28
6030 xxxx xxx	stail	SHXI	36
6030 xxxx xxx	stail	SHDI	36
6030 xxxx xxx	stail	SHPI	36
6031 xxxx xxx	stail	SHXI	34
6031 xxxx xxx	stail	SHPI	32
6032 xxxx xxx	stail	SAX	80
6032 xxxx xxx	stail	SAD	81
6033 xxxx xxx	stail	SHLXI	34
6033 xxxx xxx	stail	SHLPI	32
6040 xxxx xxx	procube	CUAX	90
6040 xxxx xxx	procube	CUAD	94
6040 xxxx xxx	procube	CUAG	94
6040 xxxx xxx	procube	CUAWF	94
6041 xxxx xxx	procube	CUHIX	47
6041 xxxx xxx	procube	CUHID	47
6041 xxxx xxx	procube	CUHIG	47
6043 xxxx xxx	procube	CUHX	46
6050 xxxx xxx	hokal	HLAX	84
6050 xxxx xxx	hokal	HLAG	84
6050 xxxx xxx	hokal	HLAD	86
6051 xxxx xxx	hokal	HLHIX	40
6051 xxxx xxx	hokal	HLHIG	40
6051 xxxx xxx	hokal	HLHID	42
6052 xxxx xxx	hokal	HLEX	178
6052 xxxx xxx	hokal	HLEG	178
6052 xxxx xxx	hokal	HLED	180
6053 xxxx xxx	hokal	HLHX	42
6053 xxxx xxx	hokal	HLHD	42
6053 xxxx xxx	hokal	HLHG	42
6200 xxxx xxx	protection	PRAG	76
6200 xxxx xxx	protection	PRAMP	76
6200 xxxx xxx	protection	PRAO	76
6504 xxxx xxx	cubus	RSAXC	100
6504 xxxx xxx	cubus	RSAGC	100
6504 xxxx xxx	cubus	RWFAC	100
6504 xxxx xxx	cubus	RMAC	102
6504 xxxx xxx	cubus	RSADC	102
6504 xxxx xxx	cubus	RSADAC	102
6504 xxxx xxx	cubus	RSAXAC	102
6504 xxxx xxx	UA	UAM	111
6507 xxxx xxx	UA	UAX	110
6507 xxxx xxx	UA	UAD	111
6514 xxxx xxx	cubus	RSAXIC	54
6514 xxxx xxx	cubus	RSADIC	54
6524 xxxx xxx	cubus	RSAXHC	52
6524 xxxx xxx	cubus	RSAGHC	52
6811 xxxx xxx	THL	THLA	474
6812 xxxx xxx	THL	THLA	474
6813 xxxx xxx	THL	THLA	474
7101 xxxx xxx	RE	RSEX	184
7131 xxxx xxx	RE	RSEX	184
7161 xxxx xxx	RE	RSEX	184
7220 xxxx xxx	planara	PNEG	152
7220 xxxx xxx	planara	PNEMP	152
7220 xxxx xxx	planara	PNEO	152
7226 xxxx xxx	planara	PNEG	152
7226 xxxx xxx	planara	PNEMP	152

Art. no.	Family	Type	Page
7226 xxxx xxx	planara	PNEO	152
7250 xxxx xxx	protection	PREG	172
7250 xxxx xxx	protection	PREMP	170
7250 xxxx xxx	protection	PREO	174
7251 xxxx xxx	protection	PREG	172
7251 xxxx xxx	protection	PREMP	170
7251 xxxx xxx	protection	PREO	174
7253 xxxx xxx	protection	PREG	172
7253 xxxx xxx	protection	PREMP	170
7253 xxxx xxx	protection	PREO	174
7256 xxxx xxx	protection	PREG	172
7256 xxxx xxx	protection	PREMP	170
7256 xxxx xxx	protection	PREO	174
7602 xxxx xxx	UE	UEX	188
7604 xxxx xxx	UE	UEM	189
7607 xxxx xxx	UE	UEX	189
7607 xxxx xxx	UE	UED	189
7662 xxxx xxx	UE	UEX	188
7664 xxxx xxx	UE	UEM	189
7667 xxxx xxx	UE	UEX	189
7667 xxxx xxx	UE	UED	189
7812 xxxx xxx	THL	THLE	476
7813 xxxx xxx	THL	THLE	476
8418 xxxx xxx	SDT-System	SDBAS	356
8418 xxxx xxx	SDT-System	SDBA	325
8440 xxxx xxx	procube	CUAX	90
8450 xxxx xxx	Control DALI-broadcast		532
8477 xxxx xxx	UE	UEX	189
8477 xxxx xxx	UE	UED	189
9110 xxxx xxx	SA	SAE-PS-LC01C	529
9110 xxxx xxx	SA	SAE-PS-LC04	529
9110 xxxx xxx	SA	SAE-PS-LC05	529
9110 xxxx xxx	SA	SAE-PS-LC10	529
9121 xxxx xxx	SA	SAYE-PS-LC01C	530
9121 xxxx xxx	SA	SAYE-PS-LC04	530
9121 xxxx xxx	SA	SAYE-PS-LC05	531
9121 xxxx xxx	SA	SAYE-PS-LC10	531
9122 xxxx xxx	SA	SAYE-PS-LC01C	530
9122 xxxx xxx	SA	SAYE-PS-LC04	530
9122 xxxx xxx	SA	SAYE-PS-LC05	531
9122 xxxx xxx	SA	SAYE-PS-LC10	531
9123 xxxx xxx	SA	SAYE-PS-LC01C	530
9123 xxxx xxx	SA	SAYE-PS-LC04	530
9123 xxxx xxx	SA	SAYE-PS-LC05	531
9123 xxxx xxx	SA	SAYE-PS-LC10	531

2. Index according to type

Type	Family	Product group	Page
ALIMPR	alvia	Suspended luminaires	14
ALIMPR	alvia	Suspended luminaires	14
ALWFA	alvia	Standing and wall-mounted luminaires	198
ALWFA	alvia	Standing and wall-mounted luminaires	198
CKHLB	cake	High bay and large area luminaires	424
CKHLT	cake	High bay and large area luminaires	424
CKHLTB	cake	High bay and large area luminaires	424
CKHSB	cake	High bay and large area luminaires	424
corridor-AGI	peanut	Surface-mounted luminaires	106
corridor-HGI	peanut	Suspended luminaires	58
CUAD	procube	Surface-mounted luminaires	94
CUAG	procube	Surface-mounted luminaires	94
CUAWF	procube	Surface-mounted luminaires	94
CUAX	procube	Surface-mounted luminaires	90
CUAX	procube	Surface-mounted luminaires	90
CUHID	procube	Suspended luminaires	47
CUHIG	procube	Suspended luminaires	47
CUHIX	procube	Suspended luminaires	47
CUHX	procube	Suspended luminaires	46
DESB	doma	Downlights	216
DESSB	doma	Downlights	217
EMTT	emphara	Spots and tracks	247
HLAD	hokal	Surface-mounted luminaires	86
HLAG	hokal	Surface-mounted luminaires	84
HLAX	hokal	Surface-mounted luminaires	84
HLED	hokal	Recessed luminaires	180
HLEG	hokal	Recessed luminaires	178
HLEX	hokal	Recessed luminaires	178
HLHD	hokal	Suspended luminaires	42
HLHG	hokal	Suspended luminaires	42
HLHID	hokal	Suspended luminaires	42
HLHIG	hokal	Suspended luminaires	40
HLHIX	hokal	Suspended luminaires	40
HLHX	hokal	Suspended luminaires	42
ILF	IL	Light strips and furniture luminaires	265
ILG	ilia	Light strips and furniture luminaires	262
KLKF	KL	Surface-mounted luminaires	126
KLPF	KL	Surface-mounted luminaires	128
LBAK	lens basic	Surface-mounted luminaires	122
LDESO	loda	Downlights	224
LPAK	lens pro	Surface-mounted luminaires	118
LPAKPC	lens pro	Surface-mounted luminaires	118
MLS	MLS	Standing and wall-mounted luminaires	209
PA	PA	Damp-proof luminaires	458
PC	PC	Damp-proof luminaires	458
PEMP	panella	Recessed luminaires	164
PEMP	panella	Recessed luminaires	162
PEMP	panella	Recessed luminaires	158
PEMP	panella	Recessed luminaires	160
PEO	panella	Recessed luminaires	164
PEO	panella	Recessed luminaires	162
PEO	panella	Recessed luminaires	158
PEO	panella	Recessed luminaires	160
PHMPI	panella	Suspended luminaires	28
PNEG	planara	Recessed luminaires	152
PNEG	planara	Recessed luminaires	152
PNEMP	planara	Recessed luminaires	152
PNEMP	planara	Recessed luminaires	152
PNEO	planara	Recessed luminaires	152
PNEO	planara	Recessed luminaires	152
PRAG	protection	Surface-mounted luminaires	76
PRAMP	protection	Surface-mounted luminaires	76
PRAO	protection	Surface-mounted luminaires	76
PREG	protection	Recessed luminaires	172
PREG	protection	Recessed luminaires	172
PREG	protection	Recessed luminaires	172
PREG	protection	Recessed luminaires	172
PREMP	protection	Recessed luminaires	170
PREMP	protection	Recessed luminaires	170
PREMP	protection	Recessed luminaires	170
PREO	protection	Recessed luminaires	174
PREO	protection	Recessed luminaires	174
PREO	protection	Recessed luminaires	174
PREO	protection	Recessed luminaires	174
PSO	parsa	Damp-proof luminaires	450
PSOPC	parsa	Damp-proof luminaires	450
PU	PU	Damp-proof luminaires	454
PUPC	PU	Damp-proof luminaires	454
RDES-O	relo	Downlights	220
RMAC	cubus	Surface-mounted luminaires	102
ROEQT	rotara	Spots and tracks	234
ROET	rotara	Spots and tracks	232
RSADAC	cubus	Surface-mounted luminaires	102
RSADC	cubus	Surface-mounted luminaires	102
RSADIC	cubus	Suspended luminaires	54
RSAGC	cubus	Surface-mounted luminaires	100
RSAGHC	cubus	Suspended luminaires	52
RSAXAC	cubus	Surface-mounted luminaires	102
RSAXC	cubus	Surface-mounted luminaires	100
RSAXHC	cubus	Suspended luminaires	52
RSAXIC	cubus	Suspended luminaires	54
RSEX	RE	Recessed luminaires	184
RSEX	RE	Recessed luminaires	184
RSEX	RE	Recessed luminaires	184
RWFAC	cubus	Surface-mounted luminaires	100
SAD	stail	Surface-mounted luminaires	81
SAE-PS-LC01C	SA	Accessories	529
SAE-PS-LC04	SA	Accessories	529
SAE-PS-LC05	SA	Accessories	529
SAE-PS-LC10	SA	Accessories	529
SAX	stail	Surface-mounted luminaires	80
SAYE-PS-LC01C	SA	Accessories	530
SAYE-PS-LC01C	SA	Accessories	530
SAYE-PS-LC01C	SA	Accessories	530
SAYE-PS-LC04	SA	Accessories	530
SAYE-PS-LC04	SA	Accessories	530
SAYE-PS-LC04	SA	Accessories	530
SAYE-PS-LC05	SA	Accessories	531
SAYE-PS-LC05	SA	Accessories	531
SAYE-PS-LC05	SA	Accessories	531
SAYE-PS-LC10	SA	Accessories	531
SAYE-PS-LC10	SA	Accessories	531
SAYE-PS-LC10	SA	Accessories	531
SDBA	SDT-System	Quick-fit mounting system	325
SDBA	SDT-System	Quick-fit mounting system	325
SDBAS	SDT-System	Quick-fit mounting system	356
SDBAS	SDT-System	Quick-fit mounting system	356
SDBK	SDT-System	Quick-fit mounting system	324
SDE	SDT-System	Quick-fit mounting system	399
SDEC	SDT-System	Quick-fit mounting system	398
SDECD	SDT-System	Quick-fit mounting system	398
SDECG	SDT-System	Quick-fit mounting system	398
SDECX	SDT-System	Quick-fit mounting system	398
SDEI	SDT-System	Quick-fit mounting system	399
SDELR	SDT-System	Quick-fit mounting system	399
SDEP	SDT-System	Quick-fit mounting system	399
SDFA	SDT-System	Quick-fit mounting system	335
SDFAL	SDT-System	Quick-fit mounting system	334
SDFB	SDT-System	Quick-fit mounting system	335
SDFBL	SDT-System	Quick-fit mounting system	334
SDFH	SDT-System	Quick-fit mounting system	395
SDFK	SDT-System	Quick-fit mounting system	394
SDFT	SDT-System	Quick-fit mounting system	335
SDFT-V	SDT-System	Quick-fit mounting system	396
SDFTL	SDT-System	Quick-fit mounting system	334
SDG	SDT-System	Quick-fit mounting system	380
SDGBG	SDT-System	Quick-fit mounting system	321
SDGD	SDT-System	Quick-fit mounting system	323

Type	Family	Product group	Page
SDGE	Refurbishment	Renovation solutions	392
SDGFF	SDT-System	Quick-fit mounting system	409
SDGLB	SDT-System	Quick-fit mounting system	310
SDGLDA	SDT-System	Quick-fit mounting system	320
SDGLH	SDT-System	Quick-fit mounting system	316
SDGLK	SDT-System	Quick-fit mounting system	318
SDGLT	SDT-System	Quick-fit mounting system	314
SDGM	SDT-System	Quick-fit mounting system	384
SDGMS	SDT-System	Quick-fit mounting system	410
SDGOA	SDT-System	Quick-fit mounting system	304
SDGOB	SDT-System	Quick-fit mounting system	296
SDGODA	SDT-System	Quick-fit mounting system	305
SDGOG	SDT-System	Quick-fit mounting system	306
SDGOH	SDT-System	Quick-fit mounting system	302
SDGOT	SDT-System	Quick-fit mounting system	300
SDGOTB	SDT-System	Quick-fit mounting system	298
SDGOXB	SDT-System	Quick-fit mounting system	294
SDGRLRS	SDT-System	Quick-fit mounting system	407
SDGRS	SDT-System	Quick-fit mounting system	406
SDGRS	SDT-System	Quick-fit mounting system	406
SDGS	SDT-System	Quick-fit mounting system	354
SDGSOA	SDT-System	Quick-fit mounting system	351
SDGSOB	SDT-System	Quick-fit mounting system	347
SDGSODA	SDT-System	Quick-fit mounting system	352
SDGSOG	SDT-System	Quick-fit mounting system	353
SDGSOH	SDT-System	Quick-fit mounting system	350
SDGSOT	SDT-System	Quick-fit mounting system	349
SDGSOTB	SDT-System	Quick-fit mounting system	348
SDGSOXB	SDT-System	Quick-fit mounting system	346
SDGV	SDT-System	Quick-fit mounting system	330
SDGVL	SDT-System	Quick-fit mounting system	322
SDGVLB	SDT-System	Quick-fit mounting system	312
SDGVLH	SDT-System	Quick-fit mounting system	317
SDGVLK	SDT-System	Quick-fit mounting system	319
SDGVLT	SDT-System	Quick-fit mounting system	315
SDGVOB	SDT-System	Quick-fit mounting system	297
SDGVOG	SDT-System	Quick-fit mounting system	307
SDGVOH	SDT-System	Quick-fit mounting system	303
SDGVOT	SDT-System	Quick-fit mounting system	301
SDGVOTB	SDT-System	Quick-fit mounting system	299
SDGVOXB	SDT-System	Quick-fit mounting system	295
SDHS	SDT-System	Quick-fit mounting system	414
SDLR	SDT-System	Quick-fit mounting system	400
SDP	SDT-System	Quick-fit mounting system	400
SDR	SDT-System	Quick-fit mounting system	400
SDRD	SDT-System	Quick-fit mounting system	401
SDRI	SDT-System	Quick-fit mounting system	400
SDSB	SDT-System	Quick-fit mounting system	417
SDT	SDT-System	Quick-fit mounting system	289
SDT	SDT-System	Quick-fit mounting system	289
SDT	SDT-System	Quick-fit mounting system	289
SDT	SDT-System	Quick-fit mounting system	289
SHDI	stail	Suspended luminaires	36
SHLPI	stail	Suspended luminaires	32
SHLXI	stail	Suspended luminaires	34
SHPI	stail	Suspended luminaires	36
SHPI	stail	Suspended luminaires	32
SHXI	stail	Suspended luminaires	36
SHXI	stail	Suspended luminaires	34
SLG	smile	Standing and wall-mounted luminaires	206
SLG-W	smile	Standing and wall-mounted luminaires	206
SMC	SDT-System	Quick-fit mounting system	402
SMCI	SDT-System	Quick-fit mounting system	402
SMLRC	SDT-System	Quick-fit mounting system	402
SMPC	SDT-System	Quick-fit mounting system	402
SMSAC	SDT-System	Quick-fit mounting system	403
SMSDC	SDT-System	Quick-fit mounting system	403
SOHB	sportler	Sport hall luminaires	466
SOHTB	sportler	Sport hall luminaires	466

Type	Family	Product group	Page
SYTT	spotty	Spots and tracks	252
THLA	THL	Sport hall luminaires	474
THLA	THL	Sport hall luminaires	474
THLA	THL	Sport hall luminaires	474
THLE	THL	Sport hall luminaires	476
THLE	THL	Sport hall luminaires	476
TNEMP	teno	Recessed luminaires	146
UAD	UA	Surface-mounted luminaires	111
UAM	UA	Surface-mounted luminaires	111
UAX	UA	Surface-mounted luminaires	110
UED	UE	Recessed luminaires	189
UED	UE	Recessed luminaires	189
UED	UE	Recessed luminaires	189
UEM	UE	Recessed luminaires	189
UEM	UE	Recessed luminaires	189
UEX	UE	Recessed luminaires	188
UEX	UE	Recessed luminaires	189
UEX	UE	Recessed luminaires	188
UEX	UE	Recessed luminaires	189
UEX	UE	Recessed luminaires	189
VSAIG	visula	Surface-mounted luminaires	70
VSAIG	visula	Surface-mounted luminaires	70
VSAIMP	visula	Surface-mounted luminaires	70
VSAIMP	visula	Surface-mounted luminaires	70
VSHIG	visula	Suspended luminaires	20
VSHIG	visula	Suspended luminaires	20
VSHIMP	visula	Suspended luminaires	20
VSHIMP	visula	Suspended luminaires	20
VSSIMP	visula	Standing and wall-mounted luminaires	202
VSWIG	visula	Standing and wall-mounted luminaires	203
VSWIG	visula	Standing and wall-mounted luminaires	203
WBLR	WL	Surface-mounted luminaires	132
WBLR	WL	Surface-mounted luminaires	132
WBLR	WL	Surface-mounted luminaires	132
WBLSPC	WL	Surface-mounted luminaires	446
WBLSPC	WL	Surface-mounted luminaires	446
WKO	wotek	Surface-mounted luminaires	114
WOHB	worker	High bay and large area luminaires	434
WOHSTB	worker	High bay and large area luminaires	432
WOHT	worker	High bay and large area luminaires	434
WOHTB	worker	High bay and large area luminaires	434
WQL	WL	Surface-mounted luminaires	134
ZTHB	zatta	High bay and large area luminaires	24
ZTHDA	zatta	High bay and large area luminaires	24
ZTHXB	zatta	High bay and large area luminaires	24
ZTTAB	zatta	High bay and large area luminaires	240
ZTTADA	zatta	High bay and large area luminaires	240
ZTTAXB	zatta	High bay and large area luminaires	240





Application pictures

Photographer	Project	Page
Paul Zanre, Milton Bridge UK	South Rotunda, Glasgow UK	1
Boris Golz, Arnsberg DE	IGS - Integrierte Gesamtschule Nienburg, Nienburg, DE	8
Inga Paas, Köln DE	Werner-Wicker-Klinik, Bad Wildungen-Reinhardshausen, DE	10
Jana Wenderoth, Kassel DE	Firmenzentrale medDV, Fernwald, DE	12
Hermann Kaufmann, Euro Unitech GmbH, Wien AT	Vienna-City-Marathon, Wien, AT	17
Inga Paas, Köln DE	Goldener Ring, Düsseldorf, DE	18
denisismagilov	fotolia.com	22
Jeff Baumgart	fotolia.com	25
Frank Freihofer, Kitzingen DE	KÄFER Stahlhandel, Gochsheim, DE	26
Christian Tech, Fulda DE	Autohaus Herold, Heiligenstadt Ofr. DE	29
Jana Wenderoth, Kassel DE	Einkaufsmarkt, Sandershausen DE	29
Christian Tech, Fulda DE	ZEE - Zentrum für Elektromobilität und Energieeffizienz, Barleben DE	29
Hermann Kaufmann, Euro Unitech GmbH Wien AT	Steuerkanzlei Emsenhuber, Melk, AT	30
Frank Freihofer, Kitzingen DE	ESN Deutsche Tischtennis Technologie GmbH, Hofheim, DE	37
Frank Freihofer, Kitzingen DE	BayWa AG, Großwallstadt, DE	38
Jan-Eric Winkelmann, Rostock DE	Evangelische Stiftung Michaelshof, Rostock, DE	44
Boris Golz, Arnsberg DE	IGS - Integrierte Gesamtschule Nienburg, Nienburg, DE	48
Christian Tech, Fulda DE	ZEE - Zentrum für Elektromobilität und Energieeffizienz, Barleben, DE	50
Frank Freihofer, Kitzingen DE	Volksschule Oberhaid, Oberhaid, DE	55
Tridonic GmbH und Co.KG, Dornbirn AT	Sparkasse Mainfranken, Würzburg, DE	56
Michael Meschede, Kaufungen DE	Pop-Akademie, Mannheim, DE	59
Daithi Taylor, Enfield IE	Hewlett Packard Enterprise, Dublin, IE	61
Hermann Kaufmann, Euro Unitech GmbH Wien AT	Wertheim, Gutramsdorf, AT	66
Inga Paas, Köln DE	Goldener Ring, Düsseldorf, DE	68
Alex	fotolia.com	72
Robert Endres, Regiolux GmbH, Königsberg DE	Regiolux GmbH, Königsberg, DE	75
Jens Schumann, Berlin DE	KiTa Farbklecks, Berlin, DE	78
Ingrid Fiebak-Kremer, Leer DE	AIDAluna, Papenburg, DE	81
Frank Freihofer, Kitzingen DE	Christian-von-Bomhard-Schule Uffenheim, Uffenheim, DE	82
Frank Freihofer, Kitzingen DE	TGZ Würzburg, Würzburg, DE	86
Gerhard Hagen, Bamberg DE	Georg Hartmann Realschule, Forchheim, DE	88
Gerhard Hagen, Bamberg DE	Georg Hartmann Realschule, Forchheim, DE	92
Frank Freihofer, Kitzingen DE	Staatliche Realschule, Ebern, DE	95
Tom Gundelwein, Saarbrücken DE	Friedrich Wilhelm Gymnasium, Trier, DE	96
Dan Ax, Frankfurt/Main DE	Musikhaus Six und Four, Sulzbach/Saar, DE	98
G. Bogardi, Budapest HU	BME Building Q Budapest Lágymányos, Budapest, HU	103
Mila Hacke, Berlin DE	Schweizerhof Grundschule, Berlin, DE	104
Mila Hacke, Berlin DE	Schweizerhof Grundschule, Berlin, DE	107
Dan Ax, Frankfurt/Main DE	Musikhaus Six und Four, Sulzbach/Saar, DE	108
Michael Meschede, Kaufungen DE	Backes Bau- und Transporte GmbH, Stadtkyll, DE	111
Tino Metten, Lichtwerk GmbH, Königsberg DE	Turnhalle TV Hofheim, Hofheim, DE	112
Brückner und Fuchs, Chemnitz DE	Europäisches Gymnasium Waldenburg, Waldenburg, DE	116
Frank Freihofer, Kitzingen DE	Pfarrzentrum, Limbach, DE	123
ALHO Holding GmbH, Morsbach DE	Juwi, Wörrstadt, DE	124
Frank Freihofer, Kitzingen DE	Regiolux GmbH, Königsberg, DE	129
Peter Hartung, Fellbach DE	Herder Verlag, Freiburg, DE	130
Robert Endres, Regiolux GmbH, Königsberg DE	Regiolux GmbH, Königsberg, DE	135
Inga Paas, Köln DE	Kindergarten Solingen, Solingen, DE	137
Frank Freihofer, Kitzingen DE	KÄFER Stahlhandel, Gochsheim, DE	138
Bernd Ullrich, Kleinheubach DE	WIKA, Klingenberg, DE	140
Art Wager	istockphoto.com	142
denisismagilov	otolia.com	144
Jana Wenderoth, Kassel DE	medDV GmbH, Fernwald DE	147
Dan Ax, Frankfurt/Main DE	ETZ der Innung für Elektro- und Informationstechnik Stuttgart K.D.Ö.R., Stuttgart, DE	150
Stefan Meyer, Berlin DE	MBFZ toolcraft GmbH, Spalt, DE	154
Jörg Wenderoth, Volker Jakob Industrievertretung Baunatal DE	Orthopädische Praxis, Fritzlar, DE	159
Christian Tech, Fulda DE	Autohaus Herold, Heiligenstadt Ofr., DE	159
Jana Wenderoth, Kassel DE	Einkaufsmarkt, Sandershausen DE	161
Tino Metten, Lichtwerk GmbH, Königsberg DE	Joachim-Schumann-Schule, Babenhausen, DE	163
06photo	stock.adobe.com	165
Frank Freihofer, Kitzingen DE	KÄFER Stahlhandel, Gochsheim, DE	166
Daithi Taylor, Enfield IE	Hewlett Packard Enterprise, Dublin, IE	176
Torsten Kiesslich-Koecher, Regiolux GmbH, Königsberg DE	William Norton House, Dublin, IRL	180
Tom Gundelwein, Saarbrücken DE	Friedrich Wilhelm Gymnasium, Trier, DE	182
Frank Freihofer, Kitzingen DE	TGZ Würzburg, Würzburg, DE	185
Christian Tech, Fulda DE	Lutherschule-Zella-Mehlis, Zella-Mehlis, DE	186
Daithi Taylor, Enfield IE	Hewlett Packard Enterprise, Dublin, IE	190
Frank Freihofer, Kitzingen DE	Rathaus Haßfurt, Haßfurt, DE	192
Michael Meschede, Kaufungen DE	Hotel Kultur- und Kongresszentrum Esperanto, Fulda, DE	194
Hermann Kaufmann, Euro Unitech GmbH Wien AT	Steuerkanzlei Emsenhuber, Melk, AT	196
Hermann Kaufmann, Euro Unitech GmbH Wien AT	Vienna-City-Marathon, Wien, AT	199

Photographer	Project	Page
Frank Freihofer, Kitzingen DE	Rathaus Haßfurt, DE	200
peshkova	stock.adobe.com	204
Helmut Reisinger GmbH, Kapfenberg AT	Boehlerit GmbH & Co KG, Kapfenberg AT	207
Inga Paas, Köln DE	Staffelwache Pfaffenwiese, Frankfurt am Main, DE	208
Boris Golz, Arnsberg DE	IGS - Integrierte Gesamtschule Nienburg, Nienburg, DE	210
Jana Wenderoth, Kassel DE	Firmenzentrale medDV, Fernwald, DE	212
Frank Freihofer, Kitzingen DE	KÄFER Stahlhandel, Gochsheim, DE	214
artJazz	istockphoto.com	218
Boris Golz, Arnsberg DE	IGS - Integrierte Gesamtschule Nienburg, Nienburg, DE	221
Jan-Eric Winkelmann, Rostock DE	Ernst-Moritz-Arndt Universität, Greifswald, DE	222
Robert Endres, Regiolux GmbH, Königsberg DE	Sporthalle Bergtheim, Bergtheim, DE	225
Gerhard Hagen, Bamberg DE	Waldi Finn, Haßfurt, DE	229
Jana Wenderoth, Kassel DE	Firmenzentrale medDV, Fernwald, DE	230
Hermann Kaufmann, Euro Unitech GmbH, Wien DE	Brucha Gesellschaft m.b.H, Michelhausen AT	236
Gemini Create	shutterstock.com	238
Gemini Create	shutterstock.com	239
Hermann Kaufmann, Euro Unitech GmbH, Wien DE	Brucha Gesellschaft m.b.H, Michelhausen AT	242
Mara Zemgaliete	fotolia.com	244
industrieblick	fotolia.com	244
gitusik	fotolia.com	244
rdnzl	fotolia.com	244
ExQuisine	fotolia.com	244
TrudiDesign	fotolia.com	245
eyeQ	fotolia.com	245
dashadima	fotolia.com	245
Oleksandr Delyk	fotolia.com	245
industrieblick	fotolia.com	245
TeamDaf	fotolia.com	245
olgavolodina	fotolia.com	246
Martin Sass, Marktheidenfeld DE	Udo Lermann, Marktheidenfeld DE	248
Gerhard Hagen, Bamberg DE	CleverFit, Bayreuth DE	250
tomazl	istockphoto.com	253
Michael Meschede, Kaufungen DE	Kasseler Bank eG, Kassel DE	258
Daithi Taylor, Enfield IE	Hewlett Packard Enterprise, Dublin, IE	260
Manfred Sass, Marktheidenfeld DE	Udo Lermann GmbH & Co. KG, Marktheidenfeld, DE	264
Christian Tech, Fulda DE	Rundpavillion EGA, Erfurt, DE	267
Frank Freihofer, Kitzingen DE	Fristo Getränkemarkt, Butzbach, DE	268
Frank Freihofer, Kitzingen DE	BayWa, Wilzhofen, DE	271
Frank Freihofer, Kitzinger DE	Elektro Scheuermann, Reichenberg, DE	275
Warakorn	otolia.com	279
Gerhard Hagen, Bamberg DE	Kunstoffwerk Mauer, Drei Gleichen, DE	279
Gerhard Hagen, Bamberg DE	Kunstoffwerk Mauer, Drei Gleichen, DE	281
Jake Campbell, Kiel DE	Autohaus am Bungsberg, Oldenburg, DE	282
Hermann Kaufmann, Euro Unitech GmbHWien AT	Raiffeisen Lagerhaus , Bergland, AT	288
Dan Ax, Frankfurt/Main DE	Bizerba Deutschland, Balingen, DE	293
Peter Weiderer, GautzschGmbH&CoKG Windorf DE	Gautzsch Zentrallager, Rathsmannsdorf-Windorf DE	309
Manfred Sass, Marktheidenfeld DE	Udo Lehrmann GmbH & Co. KG, Marktheidenfeld DE	328
Fa, Oosterberg, Soest NL	Keune Haircosmetics, Soest NL	329
Bernd Ullrich, Kleinheubach DE	WIKA, Klingenberg DE	331
Michael Meschede, Kaufungen DE	Groß Druckguss GmbH, Heiligenstadt DE	333
Michael Meschede, Kaufungen DE	Groß Druckguss GmbH, Heiligenstadt DE	336
Jens Arbogast, Graben-Neudorf DE	Pneu Matthy GmbH, Karlsruhe, DE	339
Inga Paas, Köln DE	Provita Medical, Wermelskirchen, DE	342
Tom Reindel, Düsseldorf DE	Schenker Deutschland AG, Coburg DE	345
Brückner und Fuchs, Chemnitz DE	Bosch Rexroth AG, Chemnitz, DE	355
Frank Freihofer, Kitzingen DE	Seehafen Kiel, Kiel DE	357
Stefan Meyer Architekturfotografie, Berlin DE	OBI GmbH, Schwabhausen DE	361
Frank Freihofer, Kitzingen DE	Elektro Scheuermann, Reichenberg, DE	362
Frank Freihofer, Kitzingen DE	Zentrallager Stadtwerke Würzburg, Würzburg, DE	374
Dan Ax, Frankfurt/Main DE	Edeka Reichert Weinstadt, Weinstadt-Endersbach, DE	379
Jon Norddahl, Frederiksberg DK	Movianto Danmark, Greve DK	381
Inga Paas, Köln DE	Saturn MyZeil, Frankfurt am Main DE	383
Jan Bitter, Berlin DE	Eisschnelllaufhalle Sportforum Marzahn, Berlin, DE	397
Hermann Kaufmann, Euro Unitech GmbH Wien AT	Wolf Systembau Gesellschaft m.b.H, Scharnstein, AT	405
Jana Wenderoth, Kassel DE	Einkaufsmarkt Sandershausen, Sandershausen, DE	415
Frank Freihofer, Kitzingen DE	Liebherr Logistikzentrum, Oberopfingen, DE	418
Matthias Frank Schmidt, Erfurt DE	Freie Universität Berlin, Berlin DE	420
industrieblick	fotolia.com	422
Kzenon	fotolia.com	423
Nyo009	fotolia.com,	427
Frank Freihofer, Kitzingen DE	BayWa AG, Großwallstadt, DE	428

Application pictures

Photographer	Project	Page
stokkete	fotolia.com	430
Andrey Kiselev	fotolia.com	430
kuliperko	fotolia.com	431
Frank Freihofer, Kitzingen DE	BayWa AG, Großwallstadt, DE	436
Frank Freihofer, Kitzingen DE	Ruhl-Baustahl, Marktbreit, DE	439
Gerhard Hagen, Bamberg DE	Parkhaus Schaeffler 2.0, Bamberg, DE	440
Nadja Weiß, Lichtwerk GmbH, Königsberg DE	Hallenbad Königsberg, Konigsberg i. Bay., DE	442
Nadja Weiß, Lichtwerk GmbH, Königsberg DE	Hallenbad Königsberg, Konigsberg i. Bay., DE	444
Nadja Weiß, Lichtwerk GmbH, Königsberg DE	Hallenbad Königsberg, Konigsberg i. Bay., DE	447
Jana Wenderoth, Kassel DE	Firmenzentrale medDV, Fernwald, DE	448
Gerhard Hagen, Bamberg DE	Parkhaus Schaeffler 2.0, Bamberg, DE	452
Frank Freihofer, Kitzingen DE	ÜZ Lülsfeld, Lülsfeld, DE	455
ALHO Holding GmbH, Morsbach DE	Fertigungshalle ALHO, Morsbach, DE	456
Hermann Kaufmann, Euro Unitech GmbH Wien AT	Weingut Voelkl, Lengenfeld, AT	459
Frank Freihofer, Kitzingen DE	Zentrallager Stadtwerke Würzburg, Würzburg DE	461
Matthias Frank Schmidt, Erfurt DE	Multifunktionale Halle für Sport und Kultur Meiningen, DE	462
Tino Metten, Lichtwerk GmbH, Königsberg DE	Turnhalle TV Hofheim, Hofheim, DE	464
Jake Campbell, Kiel DE	Fredericia Indraetscenter, Fredericia, DK	471
Frank Freihofer, Kitzingen DE	KETV Karlsruher Eislauf- und Tennisverein, Karlsruhe, DE	472
Robert Endres, Regiolux GmbH, Königsberg DE	Sporthalle Bergtheim, Bergtheim, DE	476
Robert Endres, Regiolux GmbH Königsberg DE	Sporthalle Bergtheim, Bergtheim, DE	478
Gerhard Hagen, Bamberg DE	Frankenhalle Sennfeld, Sennfeld, DE	483
Frank Freihofer, Kitzingen DE	Seehotel, Zeulenroda, DE	484
Frank Freihofer, Kitzingen DE	BayWa Wilzhofen, Wilzhofen, DE	486
guvendemir	istockphoto	488
Robert Endres, Regiolux GmbH Königsberg DE	Reinraum, Regiolux GmbH Königsberg, DE	490
Kadmy	fotolia.com	492
xiaoliangge	fotolia.com	492
Traimak	fotolia.com	492
Sashkin	fotolia.com	492
PhotoSG	fotolia.com	492
fotoliaxrender	fotolia.com	492
sudok1	fotolia.com	492
totojang1977	fotolia.com	492
Dmytro Sukharevskyi	fotolia.com	492
Thomas Zechmeister, Fa. Straka, Laa an der Thaya AT	Bio-Bäckerei Öfferl Gaubitsch, Gaubitsch, AT	494
Rawpixel.com	shutterstock	496
Frank Freihofer, Kitzingen DE	Technologie- und Gründerzentrum Würzburg GmbH, Würzburg, DE	498
masterart2680	stock.adobe.com	500
deepadesigns	shutterstock.com	502
Jiraroj Praditcharoenkul	istock.com	504
piikcoro	istock.com	505
Vera Petrunina	shutterstock.com	506
Lemberg Vectorstudio	shutterstock.com	507
lzf	istock.com	508
Frank Freihofer, Kitzingen DE	BayWa Wilzhofen, Wilzhofen, DE	509
matejmo	istock.com	510
Yuganov_Konstantin	shutterstock.com	513
Little_Perfect	shutterstock.com	515
yoh4nn	stock.com	518
supersizer	stock.com	519
Frank Freihofer, Kitzingen DE	Sporthalle Volksschule Walsdorf, Walsdorf, DE.	520
pathdoc	fotolia.com	522
Robert Endres Regiolux GmbH, Königsberg DE	Regiolux GmbH, Königsberg DE	523
Christian Fischer, Österreichs Energie, Wien, AT	Österreichs Energie, Wien, AT	523
Frank Freihofer, Kitzingen DE	BayWa Wilzhofen, Wilzhofen DE	535
Frank Freihofer, Kitzingen DE	Fraunhofer Institut ISC III, Würzburg DE	536
Frank Freihofer, Kitzingen DE	Fraunhofer Institut ISC III, Würzburg DE	539
Jana Wenderoth, Kassel DE	Firmenzentrale medDV, Fernwald, DE	554
Jörg Hempel, Aachen DE	Leibniz-Institut für Altersforschung Fritz-Lipmann-Institut e.V., Jena DE	565
TommL	stock.com	567
Frank Freihofer, Kitzingen DE	BayWa AG, Großwallstadt DE	573
Christian Tech, Fulda DE	ZEE - Zentrum für Elektromobilität und Energieeffizienz, Barleben, DE	578
Frank Freihofer, Kitzingen DE	TDZ Würzburg, Würzburg, DE	584
Christian Richters, Münster DE	Mariengymnasium, Essen DE	589
ecco	shutterstock.com	593



Regiolux

Kundenbetreuung
T 09525 89-250
F 09525 89-251
bestellungen@regiolux.de

Angebots-/Objektbearbeitung
T 09525 89-255
F 09525 89-256
angebote@regiolux.de

Technischer Service
T 09525 89-260
F 09525 89-261
service@regiolux.de

Lichtplanung
T 09525 89-260
F 09525 89-261
lichtplanung@regiolux.de

Key-Account
Energieoptimierte Lichtsysteme
T 09525 89-230
F 09525 89-231
keyaccount@regiolux.de

Ansprechpartner vor Ort
Die Kontaktdaten zu Ihren Ansprechpartnern vor Ort finden Sie immer aktuell im Internet unter www.regiolux.de



Deutschland

Nord

01 Mecklenburg-Vorpommern
Gritt Schlemminger
M 0151 14733968
gritt.schlemminger@regiolux.de

02 Hamburg, Schleswig-Holstein
Marina Koch
M 0160 7177746
marina.koch@regiolux.de

Michael Brott
M 0160 7177747
michael.brott@regiolux.de

03 Bremen
Thomas Meyer Lichtberatung
Hans-Mohrmann-Str. 19
28357 Bremen
T 0421 20076166
t.meyer-licht@t-online.de

04 Berlin, Brandenburg
ELLUX Vertriebs GmbH
Fritschestraße 27/28
1. OG, Aufgang C
10585 Berlin-Charlottenburg
T 030 772035-0
info@ellux.de

05 Hannover
Detlef Sikora GmbH
Lägenfeldstraße 7
30952 Ronnenberg
T 0511 43804-0
F 0511 43804-49
hannover@sikora.de

Ralf Reichel
M 0160 7177738
ralf.reichel@regiolux.de

06 Bielefeld
scharkon Lichtkonzepte GmbH
Kruppstraße 47
59227 Ahlen
T 02382 96868-0
F 02382 96868-29
info@scharkon.de

07 Sachsen-Anhalt
Detlef Sikora GmbH
Gewerbegebiet Süd Nr. 2
39443 Staßfurt
T 039266 931-0
F 039266 931-15
stassfurt@sikora.de

08 Düsseldorf
Daniel Pangritz
M 0160 7177745
daniel.pangritz@regiolux.de

Andre Schäuble
M 0160 7177737
andre.schaeuble@regiolux.de

09 Kassel
Jörg Wenderoth
Industrievertretung
Platz des Friedens 8
34225 Baunatal
T 0561 949371-0
info@wenderoth-iv.de

10 Köln
Wolfgang Küsgen
Industrievertretungen GmbH
Immendorfer Straße 1
50354 Hürth-Efferen
T 02233 80803-0
F 02233 80803-29
info@kuesgen-gmbh.de

11 Wipperfürth
Martin Rösgen
Industrievertretungen
Julius-Doms-Straße 15
51373 Leverkusen
T 0214 6026555
info@ivroesgen.de

14 Koblenz
bernd oedekoven gmbh
gebäudetechnik & licht
Rudolf-Diesel-Straße 11
56220 Urmitz
T 02630 9635-0
F 02630 9635-35
info@oedekovengmbh.de

17 Saarbrücken
bernd oedekoven gmbh
gebäudetechnik & licht
Außenbüro Trier/Saarbrücken
54421 Reinsfeld
M 0176 19635502
fjk@oedekovengmbh.de

Süd

12 Sachsen
Jürgen Bergmann
M 0172 8670049
juergen.bergmann@regiolux.de

Jörg Irmisch
T 03771 3650910
M 0172 8670062
F 03771 3650909
joerg.irmisch@regiolux.de

13 Thüringen
Jens Schlothauer
T 036077 933587
M 0151 14733955
F 036077 933588
jens.schlothauer@regiolux.de

15 Rhein-Main
Markus Schimmer
M 0151 14733980
markus.schimmer@regiolux.de

16 Nordbayern
Peter Gröger
T 09722 944826
M 0172 8670045
F 09722 944827
peter.groeger@regiolux.de

Stephan Althaus
T 0921 98008087
M 0160 7177731
F 0921 80029426
stephan.althaus@regiolux.de

18 Bayern-Mitte
Bernhard Zirkelbach
T 09528 950103
M 0172 8670047
F 09528 950163
bernhard.zirkelbach@regiolux.de

20 Stuttgart
Frank Bossert e.Kfm.
Industrievertretungen
Industriegebiet Aldingen
Hofener Weg 17
71686 Remseck
T 0711 577669-60
F 0711 577669-66
info@bossert-weissinger.de

21 Südbayern
Stephan Schlatzer
Lichtberatung
Thalhammerstraße 12
83075 Bad Feilnbach - Au
T 08064 909495
F 08064 909496
Schlatzer@DieLichtberater.de

Dieter Beier
T 08435 9448966
M 0151 14733958
F 08435 9448572
dieter.beier@regiolux.de

22 Mannheim. Nordbaden-Pfalz
Licht-Team Handels-vertretungen OHG
Birkenweg 7
67346 Speyer
T 06232 606910
F 06232 606915
info@das-licht-team.de

23 Südbaden
Fred Abel GmbH
Vertretungen der
Elektro-Industrie
Im Ebnet 1
79238 Ehrenkirchen
T 07633 9501-0
F 07633 9501-30
info@fredabel.de

Regiolux

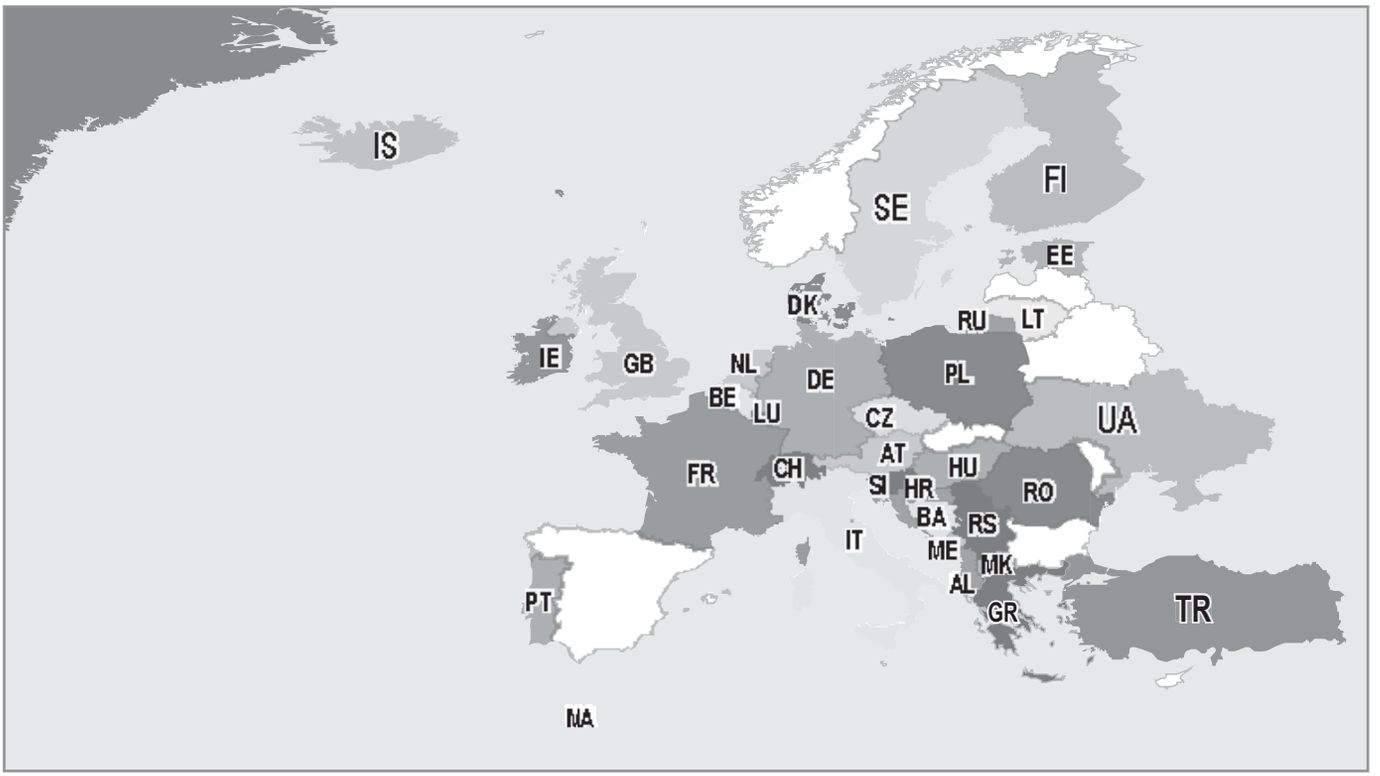
IS
SE
FI
EE
DK
RU
LT
IE
GB
NL
DE
PL
BE
LU
CZ
UA
AT
FR
CH
HU
SI
HR
RO
BA
RS
IT
ME
MK
AL
GR
TR
PT
MA

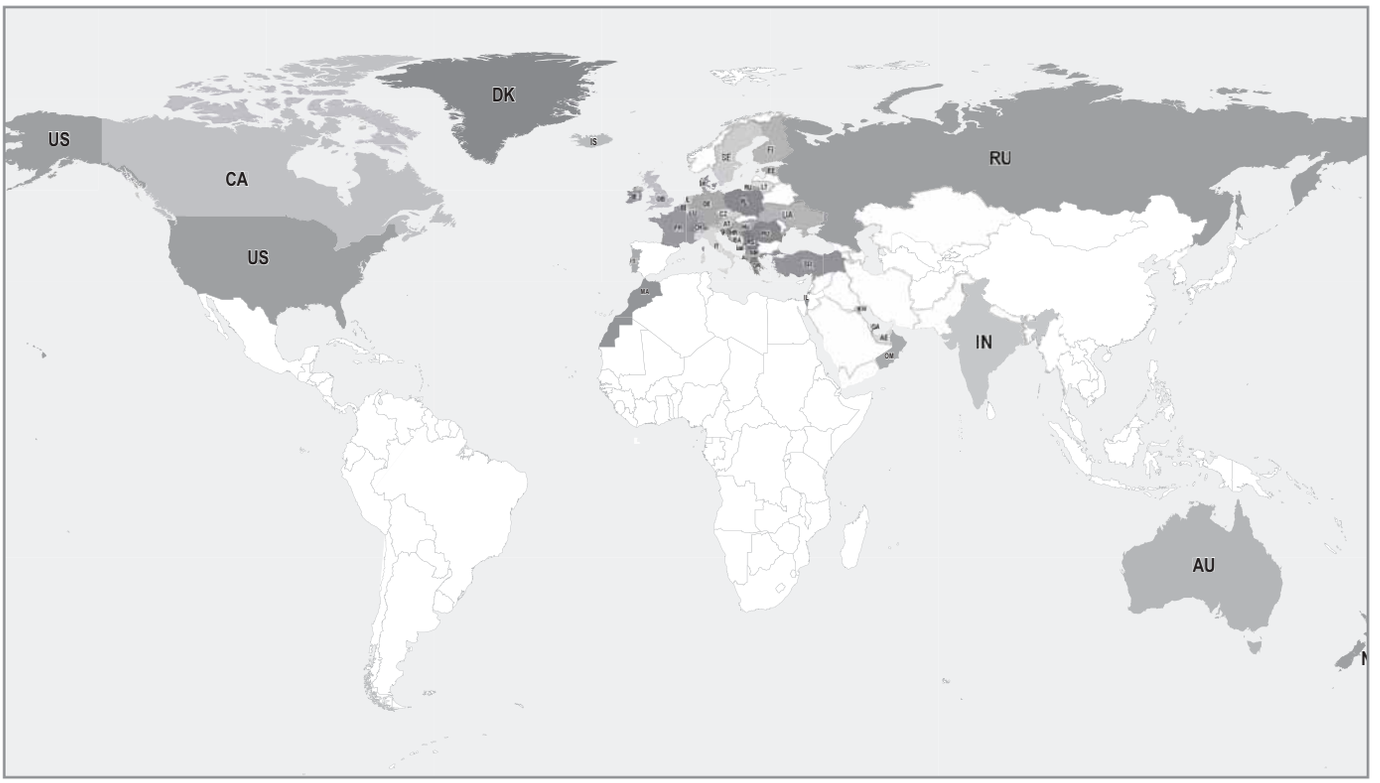
DK
US
CA
RU
US
IN
AU

International

Headquarter
Regiolux GmbH
Hellinger Straße 3
D 97486 Königsberg
T +49 9525 89 0
F +49 9525 89 7
info@regiolux.de
www.regiolux.de

Orders and Offers
T +49 9525 89-220
F +49 9525 89-444
export@regiolux.de

Technical Support
T +49 9525 89-260
F +49 9525 89-261
service@regiolux.de

Lighting Design
T +49 9525 89-260
F +49 9525 89-261
lightingdesign@regiolux.de

Sales branch Poland
Regiolux Polska Sp.z o.o.
ul. Długosza 48-60
51-162 Wrocław
T +48 608 693 716
www.regiolux.pl
biuro@regiolux.pl

Local Contact Partners: You can find the contact data for your local contact partners always up-to-date on the internet at www.regiolux.de

Sales Managers

Daniel Hau T +49 9525 89-657 F +49 9525 89-444 M +49 160 7177734 daniel.hau@regiolux.de	Belgium, Finland, France, Israel, Italy, Luxembourg, Middle East, Morocco, Sweden, Turkey	Stefan Nestmann T +49 9525 89-438 F +49 9525 89-444 M +49 172 8670054 stefan.nestmann@regiolux.de	Bulgaria, Czech Republic, Denmark, Hungary, Netherlands, Poland, Slovakia
Torsten Kiesslich-Koecher T +49 9525 89-450 F +49 9525 89-444 M +49 172 8682620 torsten.kiesslich@regiolux.de	Australia, Canada, Cyprus, Estonia, Greece, India, Ireland, Latvia, Lithuania, New Zealand, Portugal, Romania, Russian Federation/CIS, Slovenia, Spain, Ukraine, United Kingdom, USA	Reinhold Pfister T +49 9525 89-451 F +49 9525 89-444 M +49 172 8670050 reinhold.pfister@regiolux.de	Austria, Croatia, Iceland, Montenegro, Norway, Serbia, Switzerland

For countries not specified above, please refer to: T +49 9525 89220, export@regiolux.de





9999 2299 219 1.A 2.500 07/19 MA/GS Subject to modifications

FSC
www.fsc.org
MIX
Paper from responsible sources
FSC® C111834

REGIOLUX

Regiolux GmbH
Hellinger Straße 3
D 97486 Königsberg
T +49 9525 89 0
F +49 9525 89 7
info@regiolux.de
www.regiolux.de